



BLUEHAT
SECURITY ABOVE ALL ELSE

Scaling AppSec With an SDL for Citizen Development

Michael Bargury, Zenity, @mbrg0
Don Willits, Microsoft, @DonWillits66

55K devs



55K devs
90K copilots



55K devs
90K copilots
500K apps






55K devs
90K copilots
500K apps
1.1M automations

55K devs
90K copilots
500K apps
1.1M automations
10M creds



~2M ~apps
10M creds



Agenda

1. WHY so many devs/apps/creds/vulns?
2. WHY are these important?
3. HOW to fail at AppSec
4. HOW we made it work
5. Takeaways

Our team



Jake Visser
Principal Architect Manager,
Microsoft Security



Andrew Leeland
Senior Security Engineer,
Microsoft Security



PJ Fox
Senior Program Manager,
Microsoft Security



CJ Jones
Principal Program Manager,
Microsoft Security



Lee Peterson
Principal Manager, Microsoft
Security

Our team



Don Willits @donwillits66

Power Platform Security Architect,
Microsoft Security

Contributor, OWASP Low-Code/No-Code
Top 10

Securing Microsoft's internal Power
Platform environment



Michael Bargury @mbrg0

CTO & Co-Founder, Zenity

Project lead, OWASP Low-Code/No-Code
Top 10

Frequent speaker at BlackHat, Defcon,
RSAC, elsewhere

Ex-Microsoft

Our team

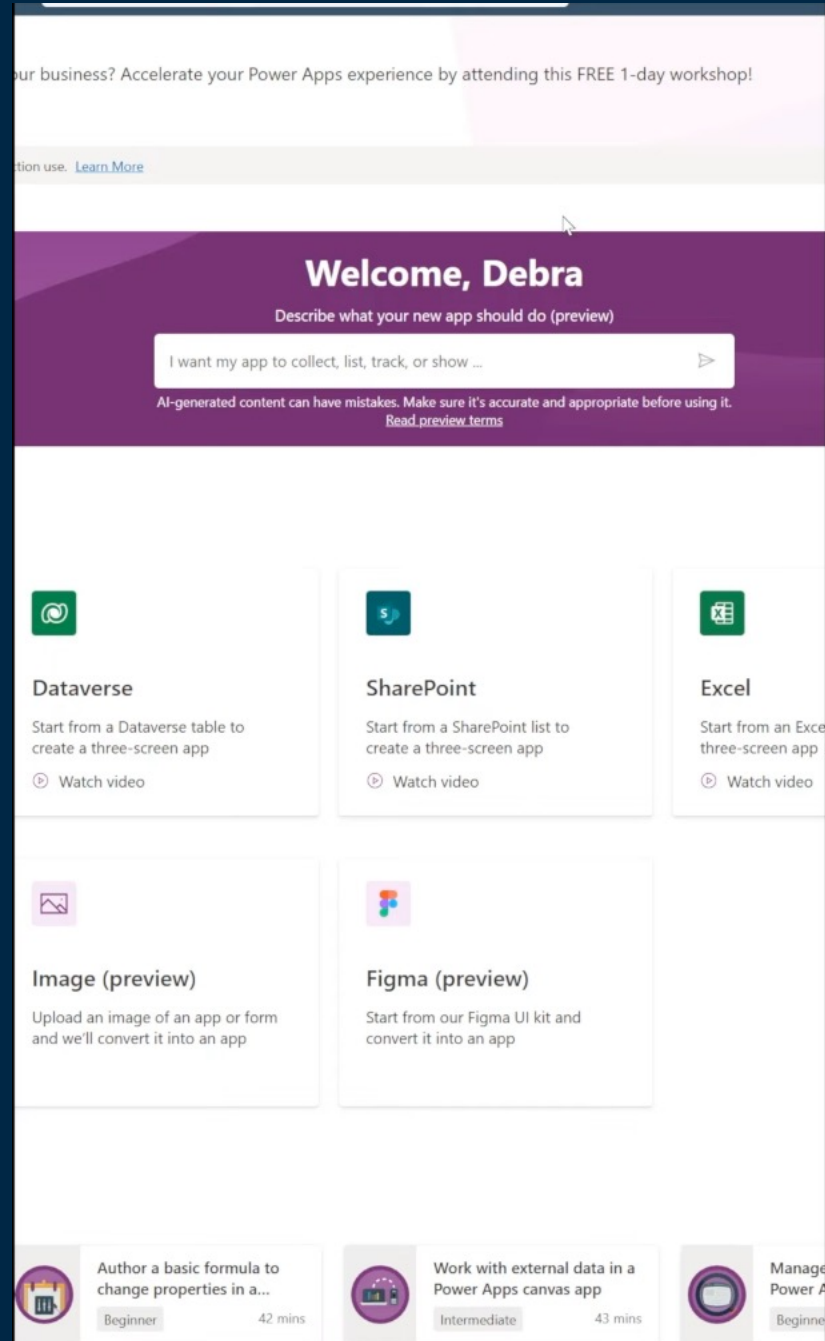
Applying AppSec to citizen development within the Microsoft environment

- Have been working together for >2y
- Started with securing Microsoft's Power Platform environment
- Expanding across LCNC platforms
- Focused on unintended consequences of citizen development
- Continuously identify and remediate security risk
- Collaborated on OWASP LCNC Top 10



WHY so many devs/apps/creds?


Building has never been easier



@mborg0
@donwillits66
#BLUEHAT

Everyone
is a developer


COVID health check app



Microsoft

Starting June 1, 2022, FTEs and external staff with @microsoft.com accounts must sign-in from either Microsoft issued/imaged devices or Intune enrolled devices. [Learn more](#)

Take the daily COVID-19 check



Your health and well-being are important. Each day, before entering Microsoft facilities, you'll be required to complete a screening based on local requirements. We'll ask a couple of questions and it should only take a minute.

It looks like your current location is near **Giv'atayim, Tel Aviv, Israel**. If this isn't correct, [please change your location](#)

What does Microsoft do with the information?

Get started

For issues or concerns contact IT Global Helpdesk globalhd@microsoft.com

[Microsoft Data Privacy Notice](#) [Identity Terms of Use](#) [Feedback](#)

© 2021 Microsoft

Your business is already there, it's time for security to keep up

zapier

mx mendix

/// make
formerly Integromat



servicenow



Microsoft

outsystems

Appian

"We are going to have 500 million applications that are going to get created, new, by 2023. Just to put that in perspective, that's more than all of the applications that were created in the last 40 years."

Satya Nadella, Microsoft Ignite 2019

LCNC → “500M apps by 2023”



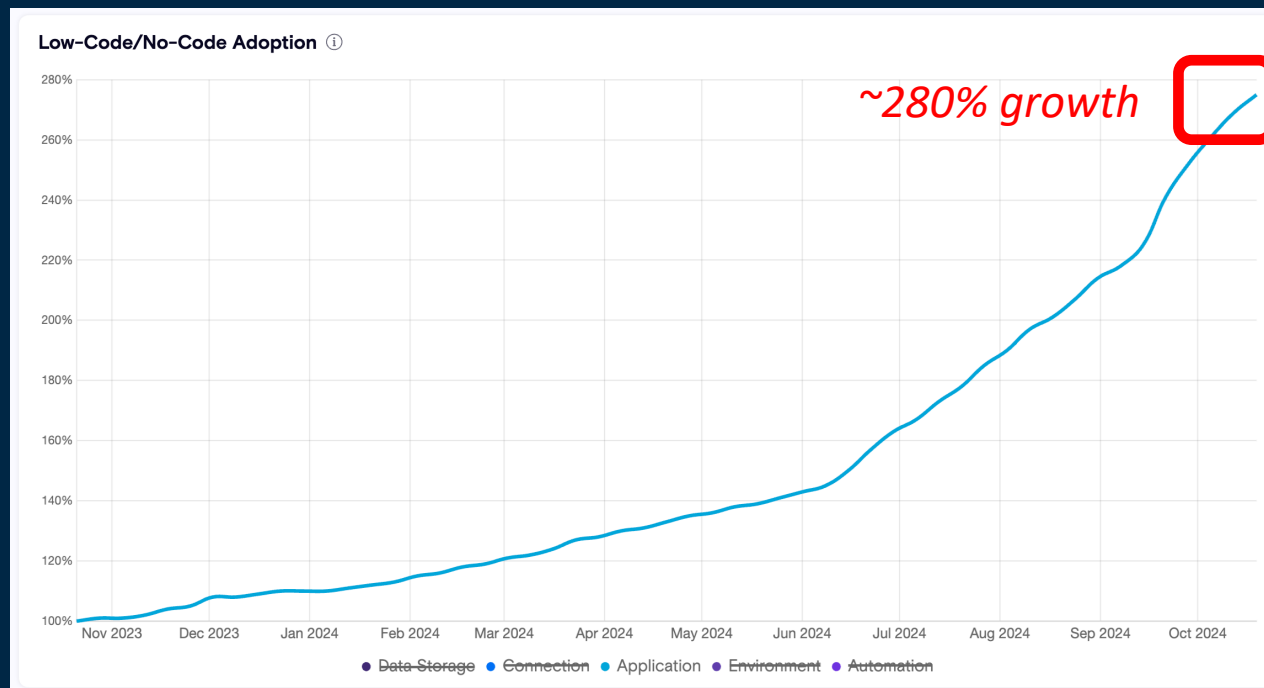
LCNC → “500M apps by 2023”

Enters GenAI.



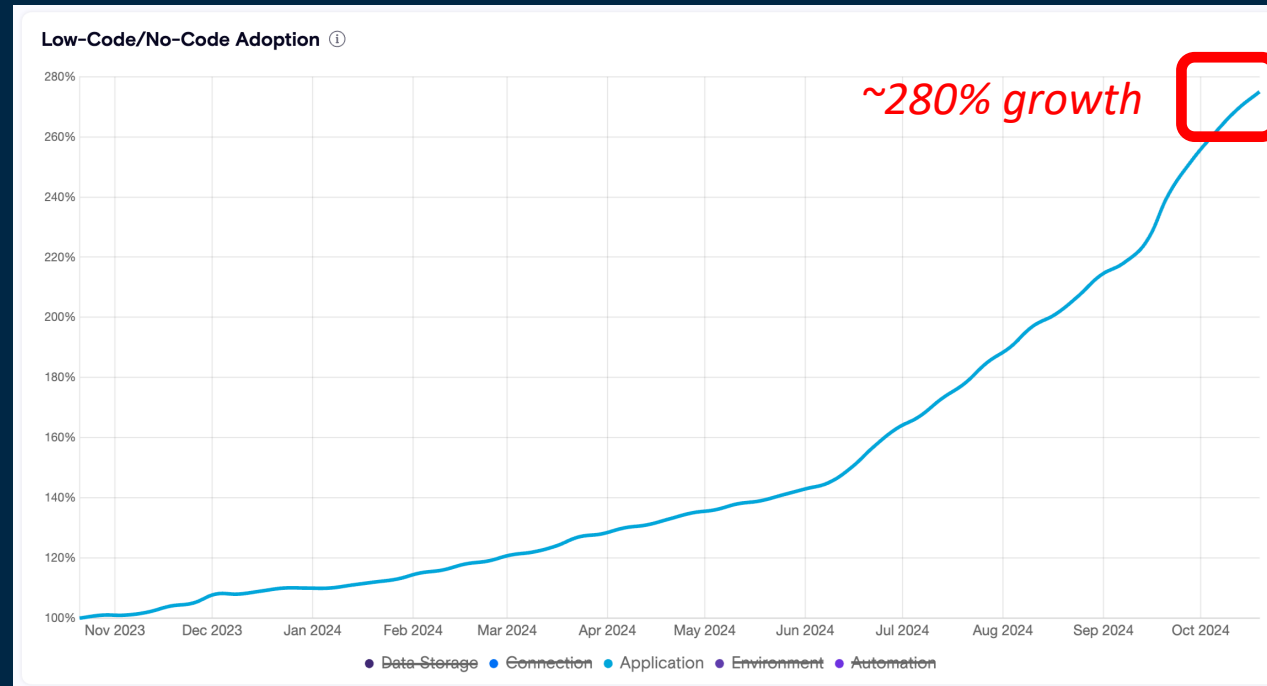
LCNC → “500M apps by 2023”

Enters GenAI.



LCNC → “500M apps by 2023”

Enters GenAI.

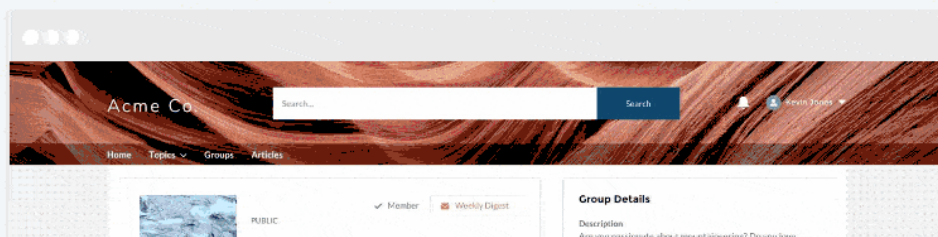
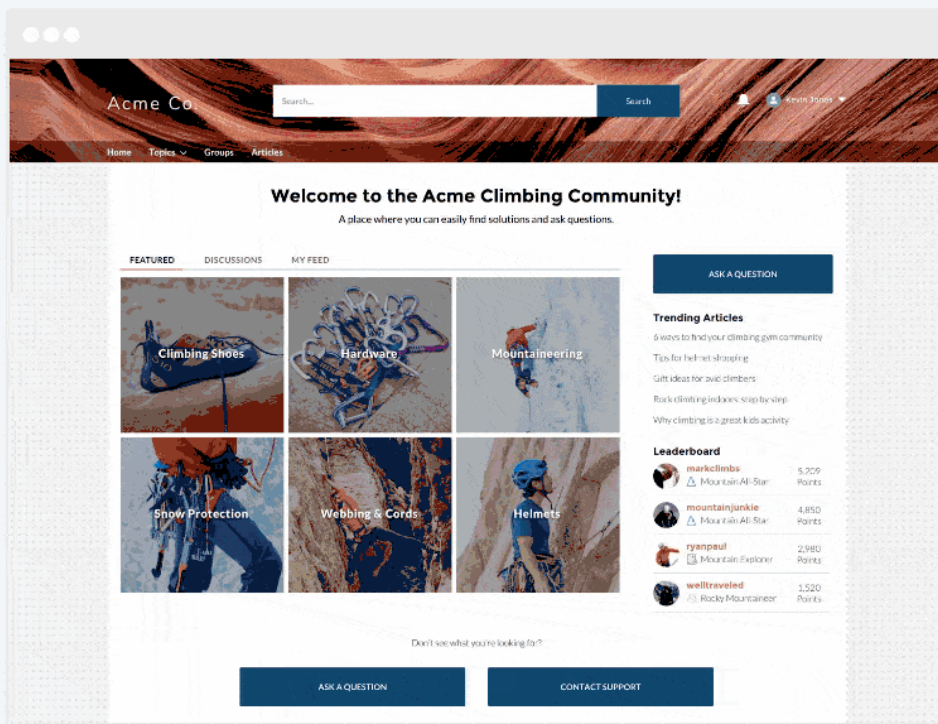


Microsoft alone has 1.7M assets today, and growing...



WHY are these important?

Story #1 – Community website



Customer Service

by Salesforce

[Get Started](#)

About This Template

Create a responsive site that lets members post questions, access relevant content and records, view articles, collaborate, and create support cases.

Features

Self-Service

Give access to articles, Q&A, and cases.

Collaboration

Use groups, discussions, and topics to organize content and solve issues quickly.

Customization

Use Experience Builder to brand your site, add ready-made Lightning components, and take advantage of custom Lightning components, layouts, and themes.

Intelligence

Personalize the member experience, automatically escalate important cases, and create a safe haven with rules to keep out trolls and bots.

PwnRobotsSpareParts

[About Us](#)[Products](#)[Partners](#)

About Us

At PwnRobotsSpareParts, we specialize in providing high-quality spare parts for robotics in the defense sector. Our mission is to support the ongoing advancements in robotic technologies, ensuring reliability and performance.



Products

- High-Precision Actuators
- Robust Sensors
- Durable Power Supplies
- Advanced Control Systems

Success Stories

We have the most amazing companies as our customers, working together to innovate and enhance robotic technologies. Feel free to read more information about our success stories.

[Success Stories](#)

© 2024 PwnRobotsSpareParts. All rights reserved.

@mbrg0
@donwillits66
#BLUEHAT

Home

Settings

General

Theme

Languages

Navigation

Mobile Publisher

SEO

CMS Connect

Advanced

Security & Privacy

Developer

Updates

Change History

General

View and edit the main properties of your site.

Site Details

Template

Build Your Own

Public Access ⓘ
☒ Guest users can see and interact with the site without logging in

Site Title

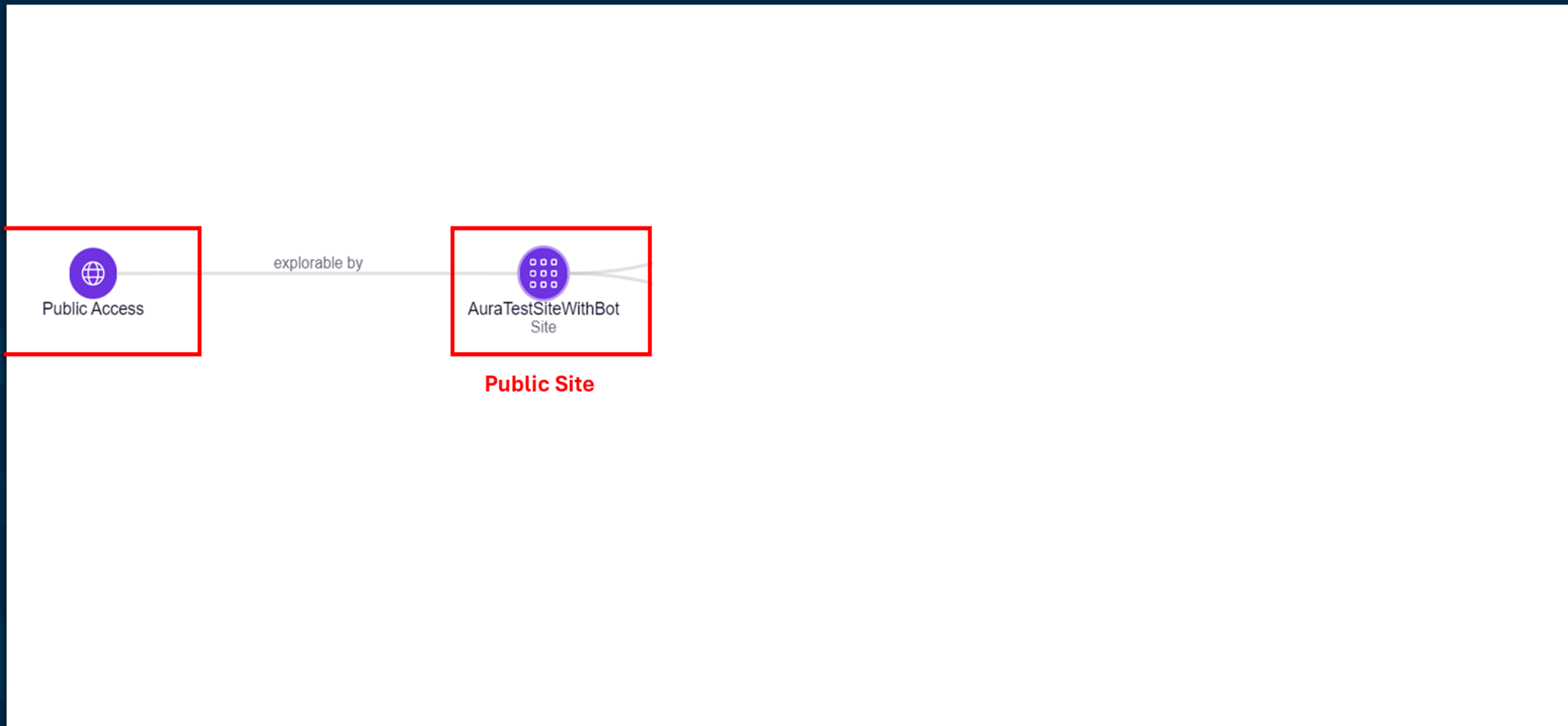
AuraTestSiteWithBot

Published Status

Published: <https://zenity.my.site.com/AuraTestSiteWithBot/s>

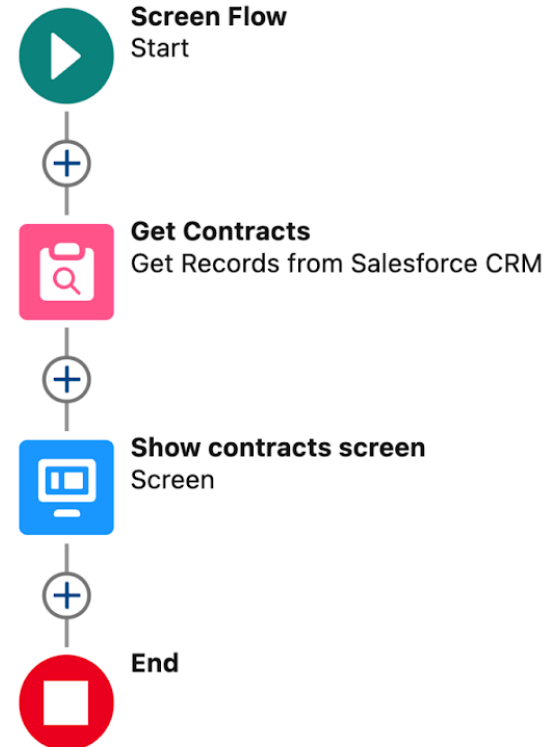
Guest User Profile

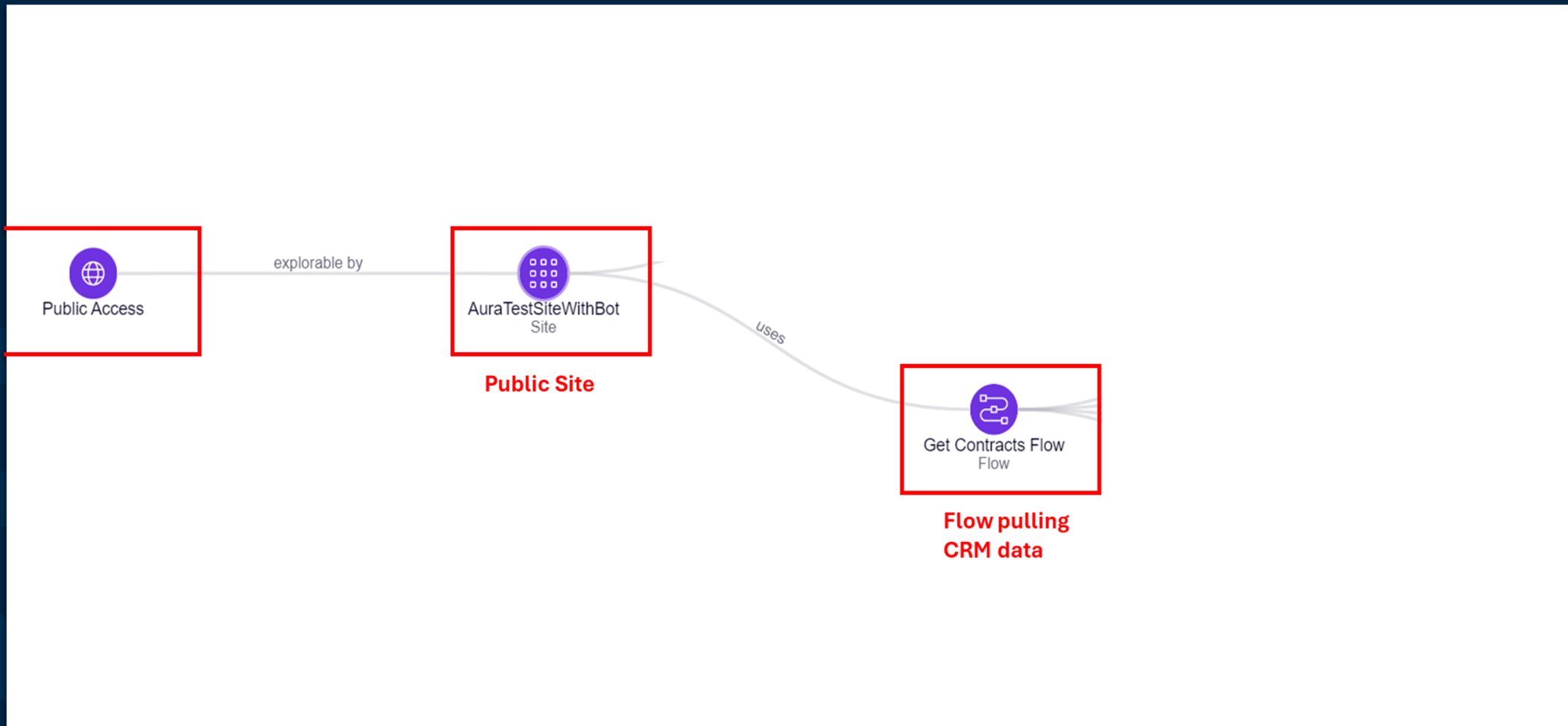
Configure access for guest or unauthenticated users. [Learn More](#)
[AuraTestSiteWithBot Profile](#)



Runs as System

Auto-Layout ▼





Flow Builder

Get Contracts Flow - V4

Runs as System

Select Elements

↶ ↷

🗑

⚙

Auto-Layout ▼

✕

Edit version properties

* Flow Label

Get Contracts Flow

* Flow API Name ⓘ

Get_Contracts_Flow

Description

Hide Advanced

How to Run the Flow ⓘ

System Context Without Sharing—Access All Data ▼

* Type

Screen Flow ▼

Source Template ⓘ

Enter the template name... 🔍

☐ Template ⓘ

Original Flow ⓘ

Search overridable packaged flows... 🔍

☐ Overridable ⓘ

* API Version for Running the Flow

60 ▼

Interview Label ⓘ

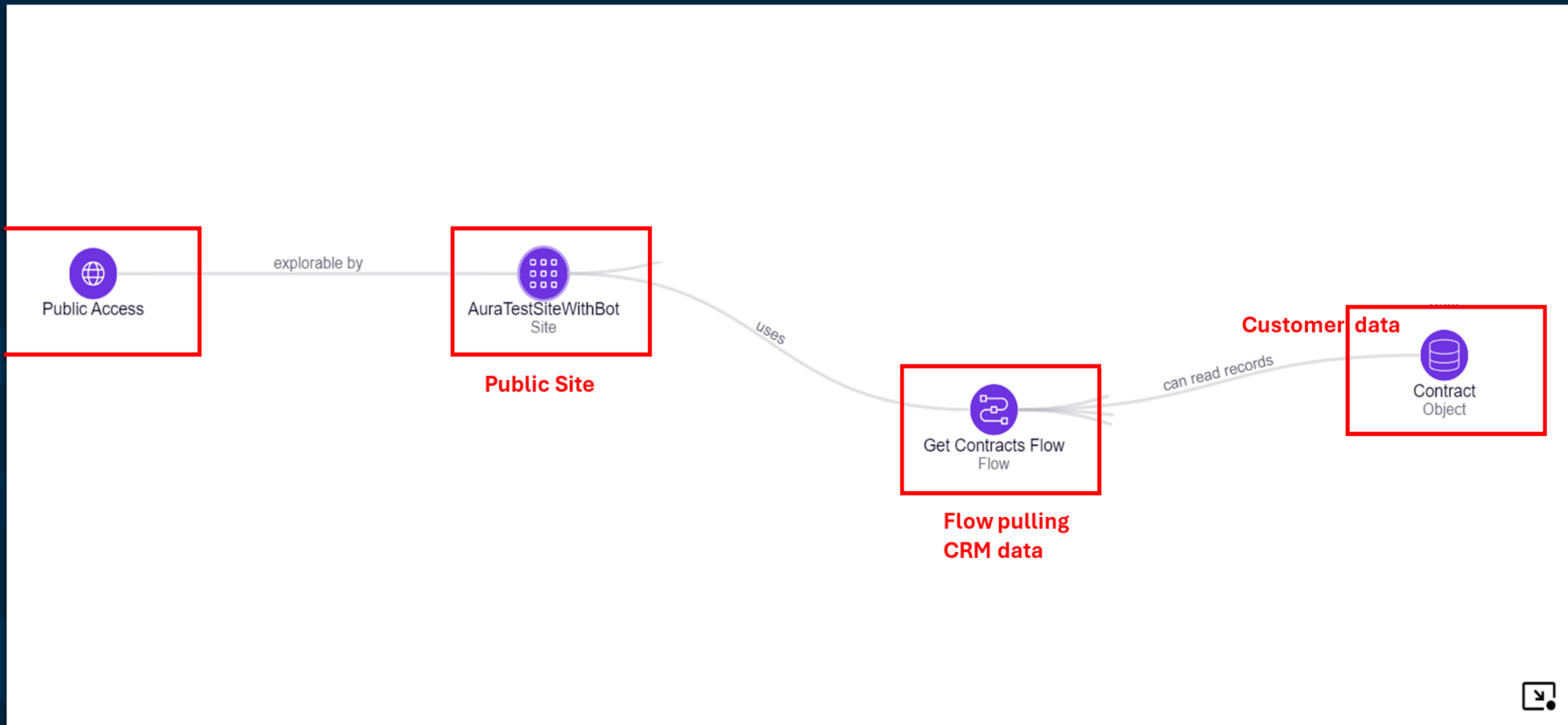
Insert a resource... 🔍

Get Contracts Flow {!\$Flow.CurrentDateTime}

Last Modified
28.2.2024, 15:01 by Ofer Chacham

Cancel

Done



Get Contracts Flow

3 of 3 items • 0 items selected

<input type="checkbox"/> Contract Number	Description	PresentInSite
<input type="checkbox"/> 00000108	<p>important note: We decided to invest money and cooperate with their R&D. this is private and sensitive info.</p> <p>contract details:</p> <p>"Skynet's Spare Parts Supply Agreement" between PwnRobotsSpareParts (hereinafter referred to as "Supplier") and Cyberdyne Systems (hereinafter referred to as "Customer"). Effective Date: April 1, 2024. In the spirit of collaboration and world domination—uh, we mean innovation—this contract is established to outline the terms under which PwnRobotsSpareParts shall supply Cyberdyne Systems with the finest robotic spare parts necessary for the construction of their next-generation autonomous units, affectionately known as "Terminator."</p> <p>The Supplier agrees to provide a selection of high-tech spare parts, including but not limited to plasma cannons (for extra firepower, naturally), advanced AI chips (because we all know Skynet needs a brain), and self-repairing limbs (to minimize complaints about "my arm fell off again"). All parts shall be delivered on time, except during the "Robot Apocalypse" or other unforeseen apocalyptic events. In such cases, delivery may be delayed indefinitely.</p>	SensitiveCustomer
<input type="checkbox"/> 00000106	Shipping Contract - Global Logistics	SuccessStory
<input type="checkbox"/> 00000105	Service Agreement - Acme Corp	SuccessStory

Story #2 – AskHR Copilot



Copilot

Skip to configure

Create



Copilot

- ✓ Primary language is English
[Edit language](#)
- ✓ An AskHR copilot providing users with helpful information from the AskHR SharePoint site.

Hi, I'm here to help you build a custom copilot. In a few sentences, how will your copilot assist your users?

A minute ago

You are an AskHR copilot. You should provide users helpful information from the AskHR SharePoint site.

Just now

Thank you for the information. Your copilot will be an AskHR assistant providing users with helpful information from the AskHR SharePoint site.

Do you have any instructions for how your copilot should assist, for example a specific tone?

Just now


What should I say?

Type your message



The conversational creation experience and resulting copilot will contain preview features. By using the AI features labeled preview, you agree to the supplemental preview terms. For other AI features, you agree to the supplemental terms. [See preview terms and supplemental terms](#)

AskHR Copilot



Security - Ask HR Copilot | Microsoft

copilotstudio.microsoft.com/environments/9f39c593-708b-e141-8f24-d89573503212/bots/badea132-d994-ee11-be37-6045bddba096/ma...

Copilot Studio | Ask HR Copilot

Copilots

Overview

Topics

Entities

Generative AI

Analytics

Publish

Extend Microsoft Copilot (preview)

Settings

Copilot details

AI integration tools

Channels

Agent transfers

Security

Skills

Hide copilot

Test copilot

Track between topics

Chat

Hello, I'm Ask HR Copilot, a virtual assistant. Just so you are aware, I sometimes use AI to answer your questions. How can I help?

3 minutes ago

Type your message

Security

Set up additional security measures for the

Sharing

Invite people to collaborate on your copilot.

Allowlist

Let other bots call your copilot as a skill.

Authentication

Verify a user's identity during a conversation. The bot receives secure access to the user's data and is able to take actions on their behalf, resulting in a more personalized experience. [Learn more](#)

Choose an option

☒ No authentication

Basic bot setup with no authentication action or authentication variables.

☐ Only for Teams and Power Apps

User ID and User Display Name authentication variables available. Automatically sets up Azure Active Directory (AAD) authentication for Teams and Power Apps. All other channels will be disabled. [Learn more](#)

☐ Manual (for custom website)

Support AAD or any OAuth2 identity provider. Authentication variables are available including authentication token.

Enter the information provided by your Identity Provider (IdP), and then test the connection. For single sign-on with AAD include the token exchange URL. [Learn more](#)

Save

Close

11:48

07/12/2023

Security - Ask HR Copilot | Microsoft

copilotstudio.microsoft.com/environments/9f39c593-708b-e141-8f24-d89573503212/bots/badea132-d994-ee11-be37-6045bddba096/ma...

Copilot Studio | Ask HR Copilot

Copilots

Overview

Topics

Entities

Generative AI

Analytics

Publish

Extend Microsoft Copilot (preview)

Settings

Copilot details

AI integration tools

Channels

Agent transfers

Security

Skills

Hide copilot

Test copilot

Track between topics

Chat

Hello, I'm Ask HR Copilot, a virtual assistant. Just so you are aware, I sometimes use AI to answer your questions. How can I help?

3 minutes ago

Type your message

Security

Set up additional security measures for the bot

Sharing

Invite people to collaborate on your copilot.

Allowlist

Let other bots call your copilot as a skill.

Authentication

Verify a user's identity during a conversation. The bot receives secure access to the user's data and is able to take actions on their behalf, resulting in a more personalized experience. [Learn more](#)

Choose an option

☒ No authentication

Basic bot setup with no authentication action or authentication variables.

☐ Only for Teams and Power Apps

User ID and User Display Name authentication variables available. Automatically sets up Azure Active Directory (AAD) authentication for Teams and Power Apps. All other channels will be disabled. [Learn more](#)

☐ Manual (for custom website)

Support AAD or any OAuth2 identity provider. Authentication variables are available including authentication token.

Enter the information provided by your Identity Provider (IdP), and then test the connection. For single sign-on with AAD include the token exchange URL. [Learn more](#)

Save

Close

11:48

07/12/2023

AskHR Copilot



Copilots

▼ Custom copilots

Ask HR Copilot



Ask HR Copilot



Overview

Knowledge

Topics

Actions

Analytics

Channels

Publish

Settings

...



Test

Add a knowledge source

Add data, files, and other resources to inform and improve AI-generated responses.

+ Add knowledge



Public websites

Add public websites for real-time answers



SharePoint and OneDrive

Securely integrate and manage internal data



Files

Upload documents from your local computer



Dataverse (preview)

Customize and deploy structured data tables

+ Add knowledge

Home

Create

Browse

OneLake data hub

Monitoring hub

Workspaces

Contoso Outdoors...

New

Current workspace: Contoso Outdoors Sales

Items will be saved to this workspace.

ML model

Experiment

Notebook

Environment (Preview)

AI Skill (Preview)

Import notebook

Use a sample

Recommended

My workspace

You frequently open this

Open

Notebook 6

You frequently open this

Open

Excellence

You frequently open this

Open

Copilot Demo

You frequently open this

Open

Quick access

Recent

Favorites

Filter by keyword

Filter

Name	Type	Opened	Owner	Endorsement	Sensitivity	Location
Contoso Outdoors Sales	Workspace	now	—	—	—	Workspaces

Create AI skill

Name

LoyaltyMemberSupportInsights


AI skills in Microsoft Fabric

Create

Cancel

Publish AI skill

Once your AI skill is published, you will get a URL you can use to connect to it.



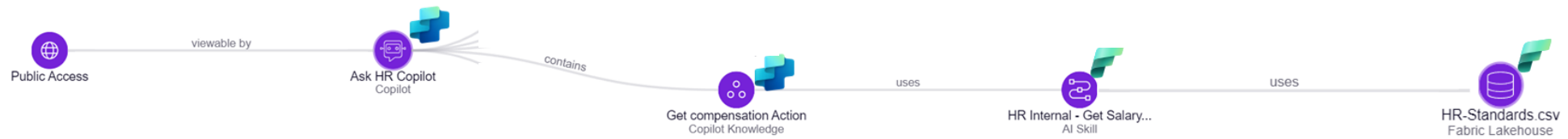
Publish

Cancel

AskHR Copilot

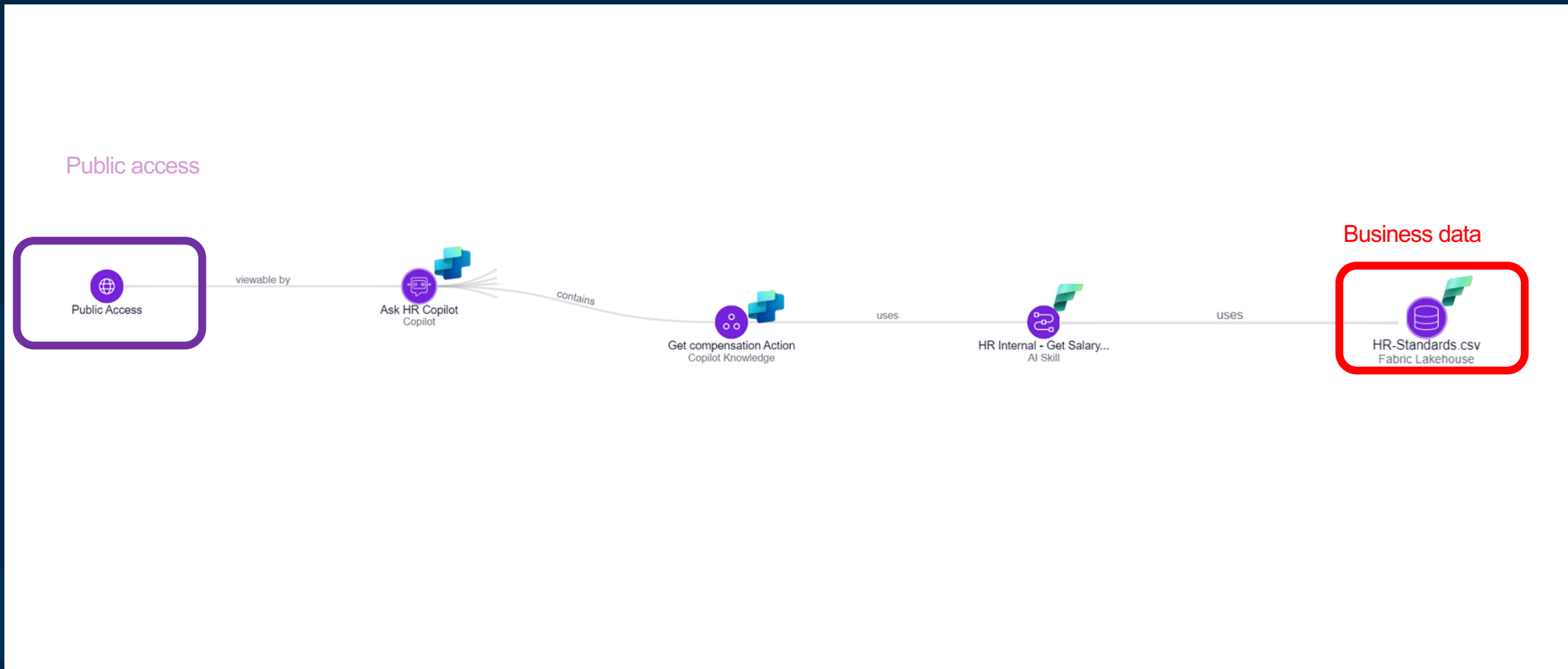


AskHR Copilot



AskHR Copilot – findings

- Sensitive data publicly accessible (Data Leakage)



Story #3 – productivity sync

- Home
- Approvals
- My flows
- Create
- Templates
- Connectors
- Data
- Monitor
- AI Builder
- Process mining

Sync Outlook to Gmail Undo Redo Comments Save Flow checker Test

When a new email arrives (V3)



Send email (V2)

To Kris Smith


Subject Subject

Body

Font 12 Bold Italic Underline Link Unlink Code

Body

Attachments Attachments



Productivity sync – findings



Productivity sync – findings

- Business data to personal account (Data Leakage)



OnSelect

=

SyncOutlookhistorytoGmail.Run(*NumberInput*,*EmailInput*)

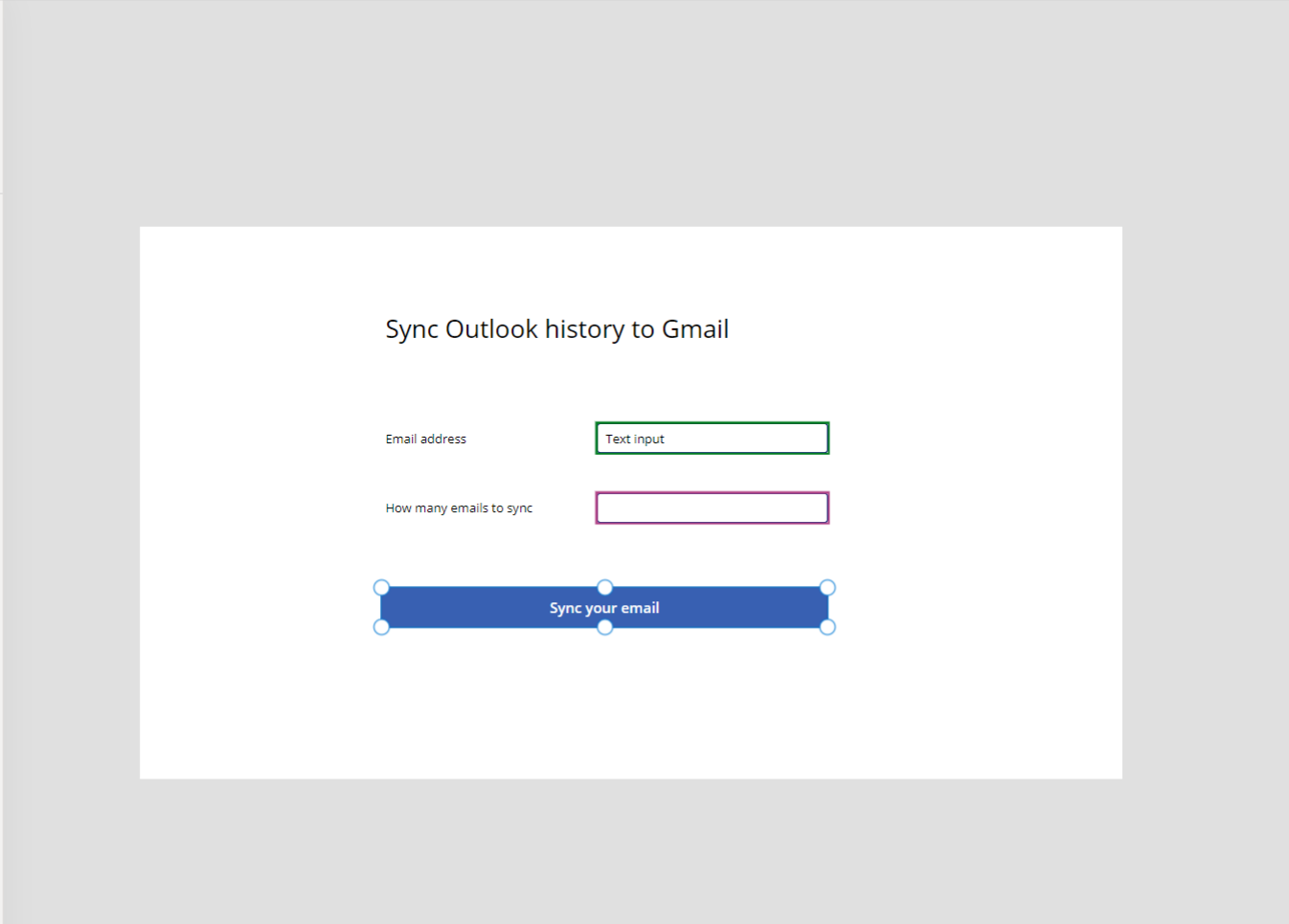
Power Automate

Search

Add flow

In your app

Sync Outlook history to Gmail
SyncOutlookhistorytoGmail ...



BUTTON

Button1

Properties **Advanced** Ideas

Search for a property ...

ACTION

OnSelect

SyncOutlookhistorytoGmail.Run
(*NumberInput*,*EmailInput*)

DATA

Text

"Sync your email"

Tooltip

""

Sync Outlook history to Gmail


Email address

Text input

How many emails to sync

Text input

Sync your email



Power Apps

Search

Home

Create

Learn

Apps

Tables

Flows

Chatbots

AI models

Solutions

Cards

Choices

Connections

Dataflows

More

Apps > Set up your email sync

Details

Versions

Connections

Owner

Kris Smith

Description

Not provided

Created

8/8/2023, 1:34:51 AM


Modified

8/8/2023, 1:34:51 AM

Web link

<https://apps.powerapps.com/p/5594523476b3&sourcetime=2>

Mobile QR code



Share Set up your email sync

Add people as Users and Co-owners to your app. Make sure your data connections have been shared with all users.

every

EC

Everyone in CloudCore

KS

Kris Smith

Owner

Email message

Let colleagues know what your app does and how it can help them.


Include an image

Add an image to the email to showcase what your app looks like.
Tip: Use an image that is 4:3 aspect ratio and smaller than 1MB.

Choose a file to upload or drag and drop it here.

Upload

Select or add a user to set their permissions



Power Apps

Search

Home

Create

Learn

Apps

Tables

Flows

Chatbots

AI models

Solutions

Cards

Choices

Connections

Dataflows

More

Apps > Set up your email sync

Details

Versions

Connections

Owner

Kris Smith

Description

Not provided

Created

8/8/2023, 1:34:51 AM


Modified

8/8/2023, 1:34:51 AM

Web link

<https://apps.powerapps.com/p/5594523476b3&sourcetime=2>

Mobile QR code



Share Set up your email sync

Add people as Users and Co-owners to your app. Make sure your data connections have been shared with all users.

Enter a name, email address, or Everyone

New users

EC

Everyone in CloudCore

User

Shared with

Sort by Name

KS

Kris Smith

Owner

Choose a file to upload or drag and drop it here.

Upload

Everyone in CloudCore

Everyone can use this app.

An organization can't edit or share apps.

☐ Co-owner

Can use, edit, share app but not delete or change owner.

Data permissions

Make sure your users have access to the data used in your app, including gateways, APIs, connectors, and tables.

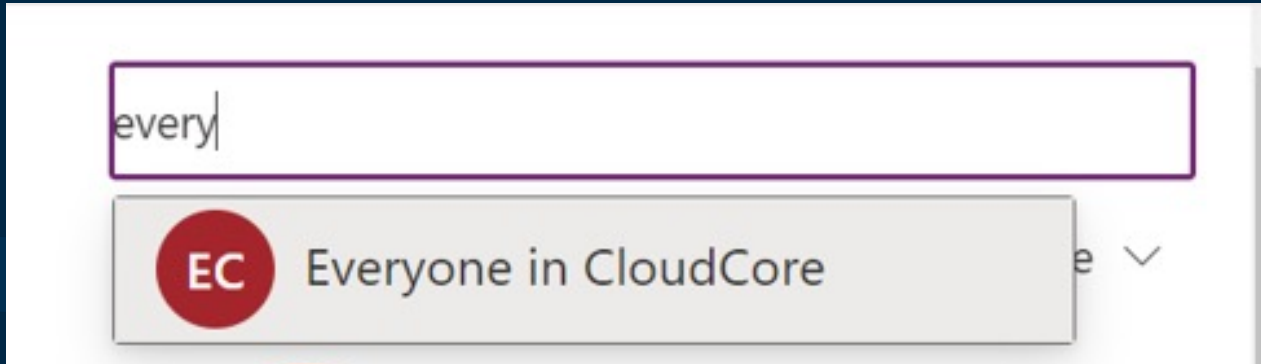
Logic flows

Office 365 Outlook

Gmail

Productivity sync – findings

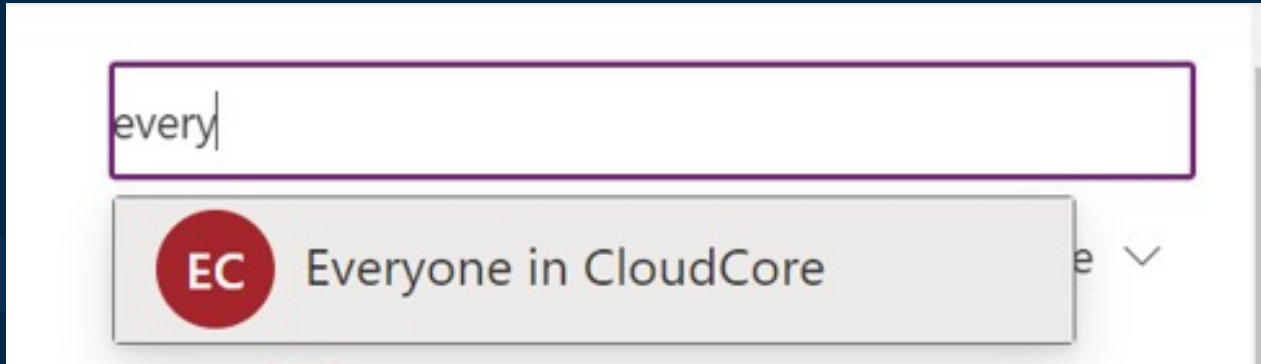
- Business data to personal account (Data Leakage)
- Share with Everyone (Authorization Misuse)



Everyone means EVERYONE,
including guests by-default

Productivity sync – findings

- Business data to personal account (Data Leakage)
- Share with Everyone (Authorization Misuse)



Everyone means EVERYONE, including guests by-default

Check out the talk **All You Need Is Guest BHUSA 2023** for an attacker's perspective!

Almost there ...

Set up your email sync needs your permission to use the following. Please allow the permissions to proceed.



Office 365 Outlook
admin@zenitystage.com
Signed in [View permissions](#)

Switch account




Gmail
maortzury@gmail.com
Signed in

Switch account

Allow

Don't Allow



Sync Outlook history to Gmail

Email address

How many emails to sync

Sync your email



← Sync Outlook history to Gmail • Ran at 8/8/2023 1:48:09 AM

Resubmit

Cancel

Edit

Help

PowerApps (V2)

0s

✓

↓

Get last X emails with attachments

2s

✓

↓

For each email

32s

✓

ⓘ


← Sync Outlook history to Gmail • Ran at 8/8/2023 1:48:09 AM

Resubmit Cancel Edit

↓

↺ For each email 5s

↩ Previous ↩ Previous failed Show 1 of 5 Next failed > Next >

 Send email to myself 1s

INPUTS

Show raw inputs >

To


imkrissmith@gmail.com

Subject

Admin Admin1 has shared the Weekly Timesheet app with you

Body

<p><html lang="en" style="min-height:100%; background:#ffffff"><head>
<meta http-equiv="Content-Type" content="text/html; charset=utf-8">
<!--
<@media only screen and (max-width: 640px) {
.wrap-dangler



Productivity sync – findings

- Business data to personal account (Data Leakage)
- Share with Everyone (Authorization Misuse)
- Personal data leaks to logs (Data Leakage)



User data written
to logs



App
Logs



Builder has
direct access



Almost there ...

Set up your email sync needs your permission to use the following. Please allow the permissions to proceed.



Office 365 Outlook

admin@zenitystage.com

Signed in [View permissions](#)

Switch account



Gmail

maortzury@gmail.com

Signed in

Switch account

Allow

Don't Allow



Command Prompt - powerpw x + v

```
C:\powerpwn-blackhat>powerpwn phishing install-app --tenant "fc993b0f-345b-4d01-9f67-9ac4a140dd43" -e "Default-fc993b0f-345b-4d01-9f67-9ac4a140dd43" --input "C:\Users\User\Downloads\Shoutout_20230729151109.zip" -n "Shoutouts"
```

POWERMN

```
2023-08-10 21:32:24 | powerpwn | INFO | Acquiring token with scope=https://service.powerapps.com/.default from cached refresh token.
```



Productivity sync – findings

- Business data to personal account (Data Leakage)
- Share with Everyone (Authorization Misuse)
- Personal data leaks to logs (Data Leakage)
- PrivEsc path (Account Impersonation)



App operates on
behalf of user



App
Logs



Builder can
operate on
behalf of users



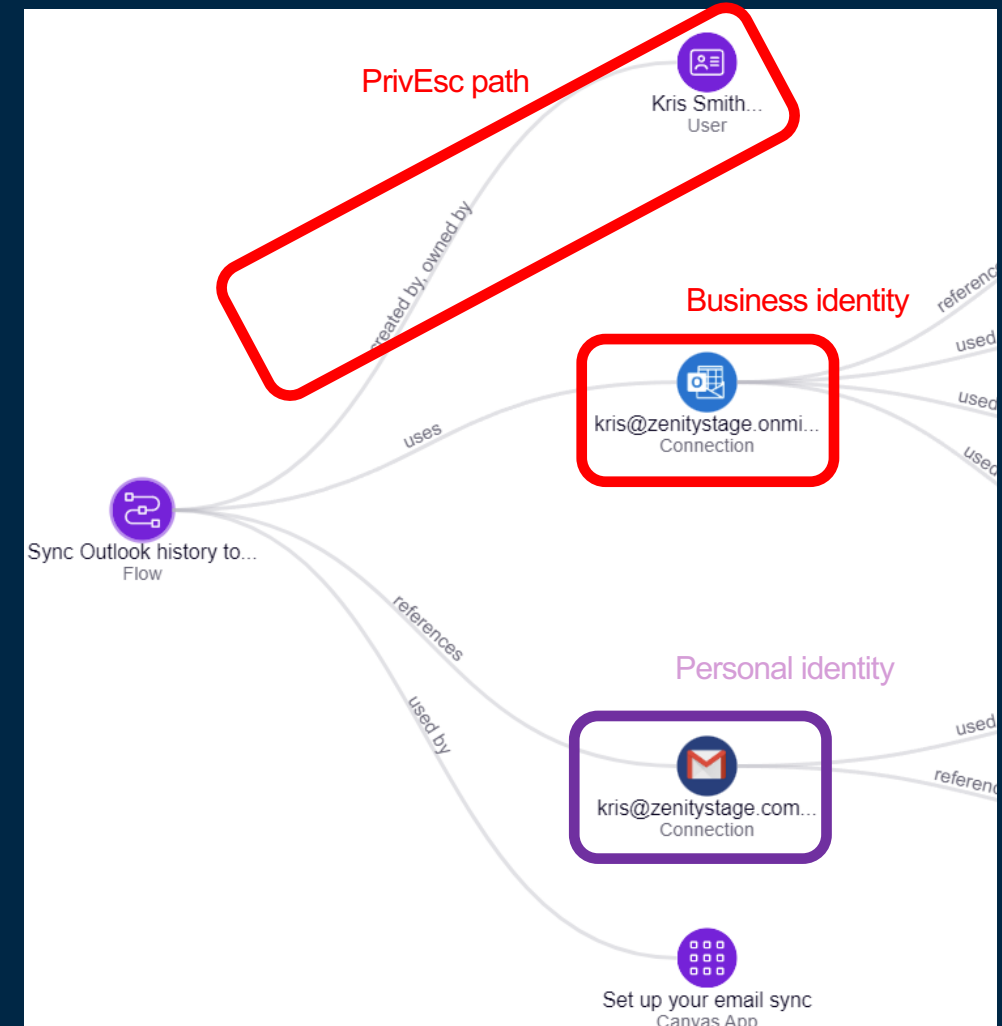
Productivity sync – findings

- Business data to personal account (Data Leakage)
- Share with Everyone (Authorization Misuse)
- Personal data leaks to logs (Data Leakage)
- PrivEsc path (Account Impersonation)



Productivity sync – findings

- Business data to personal account (Data Leakage)
- Share with Everyone (Authorization Misuse)
- Personal data leaks to logs (Data Leakage)
- PrivEsc path (Account Impersonation)



Story #4 – a persistent vendor

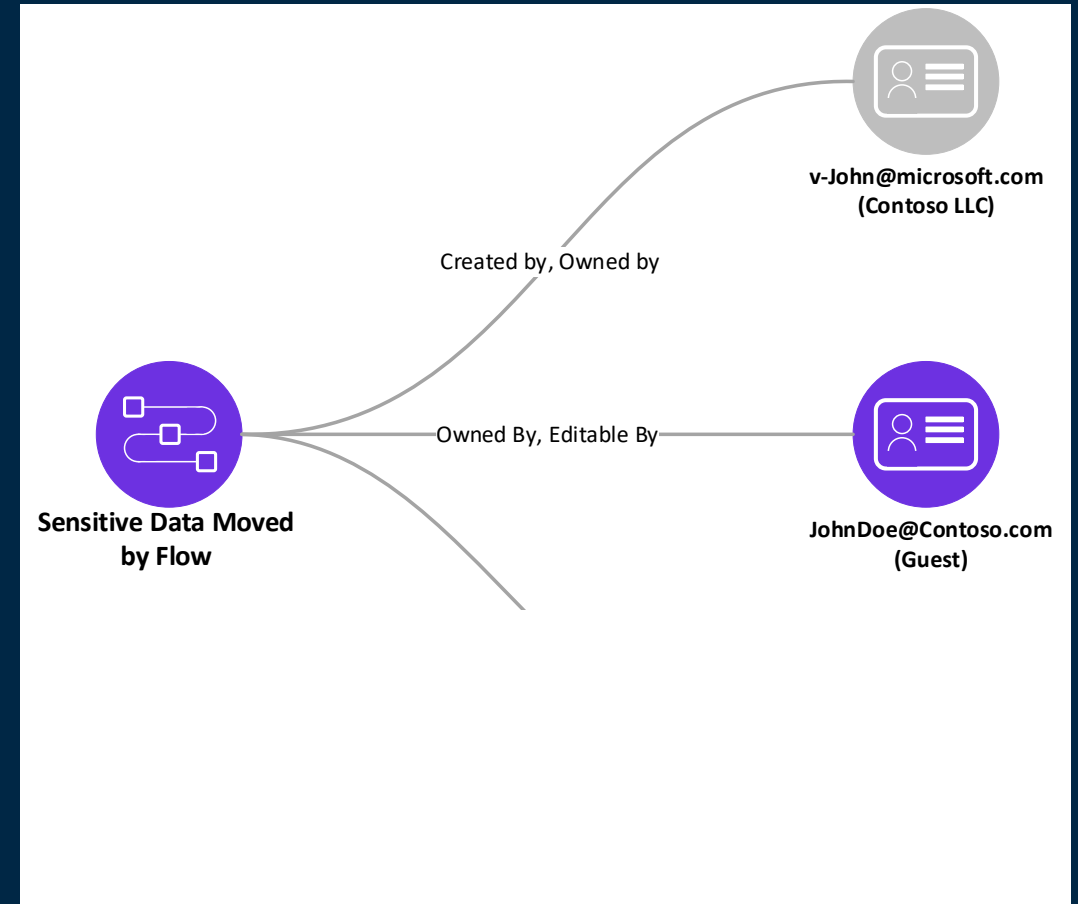
- Vendor John's contract has expired, Entra ID account disabled



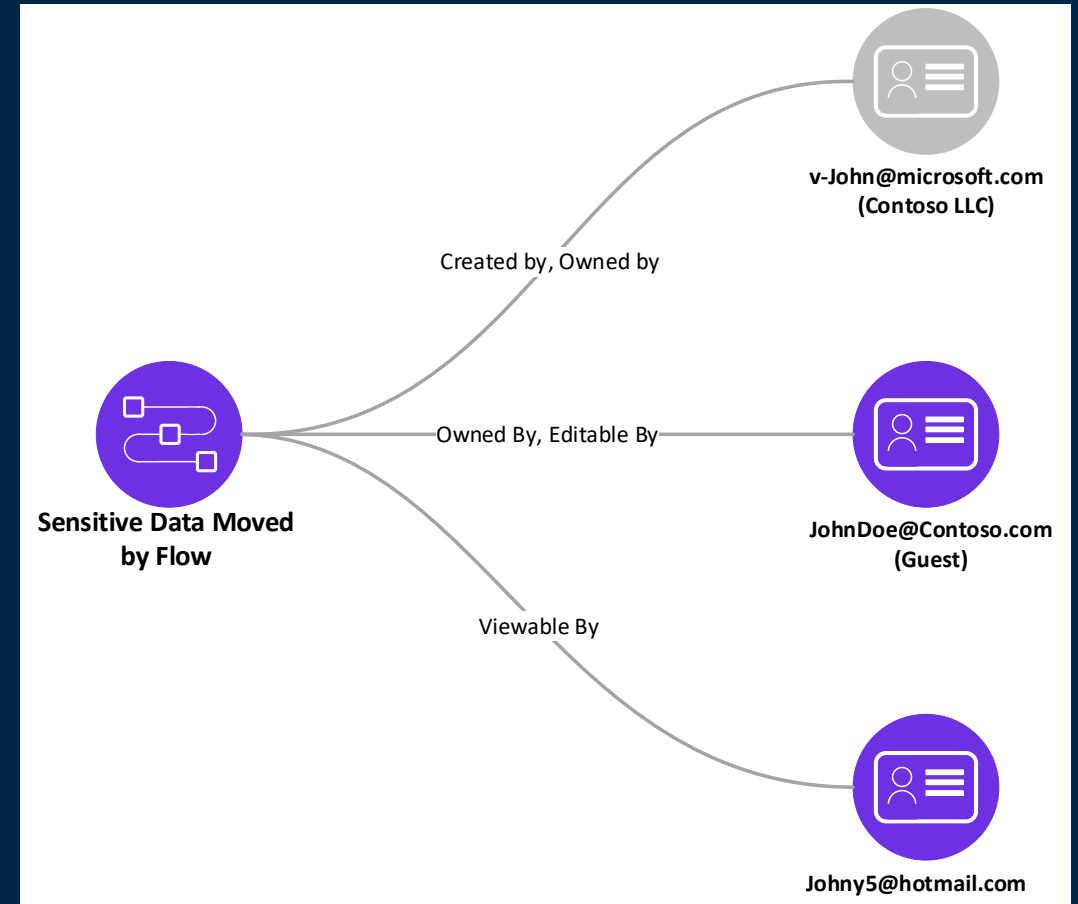
v-John@microsoft.com
(Contoso LLC)



- Vendor John's contract has expired, Entra ID account disabled
- Before that happened, John added two identities:
 - One for his place of business which can STILL edit the flow using his Contoso Credentials



- Vendor John's contract has expired, Entra ID account disabled
- Before that happened, John added two identities:
 - One for his place of business which can STILL edit the flow using his Contoso Credentials
 - One for his own personal account. It can only run the flow and collect the data it generates.



A persistent vendor – findings

- Unintended or malicious access to sensitive data

Not exclusive to vendors!

...but a very common “use case”

- Without inspecting each and every app/flow/copilot/etc. created by Vendors/others...
...very hard to find!

Recap

We are leaving heavy
security decisions in the
hands of business users

When choosing between
productivity and security,
the choice is obvious



HOW to fail at AppSec

Or – what didn't work

(Blindly)
Follow
best
practice

Application Security Best Practice

1. Focus on crown jewels
2. Get developer buy-in
3. Secure Development Lifecycle (SDL)



Application Security Best Practice

1. Focus on crown jewels



Application Security Best Practice

1. Focus on crown jewels

Everything is connected to critical business apps..

Number of active creds:

Office 365 1.4M

SharePoint 1.35M

Outlook 1.1M

SQL Server 280K

Excel 140K

EntraID 130K

OneDrive 125K

Azure DevOps 124K

...



Application Security Best Practice

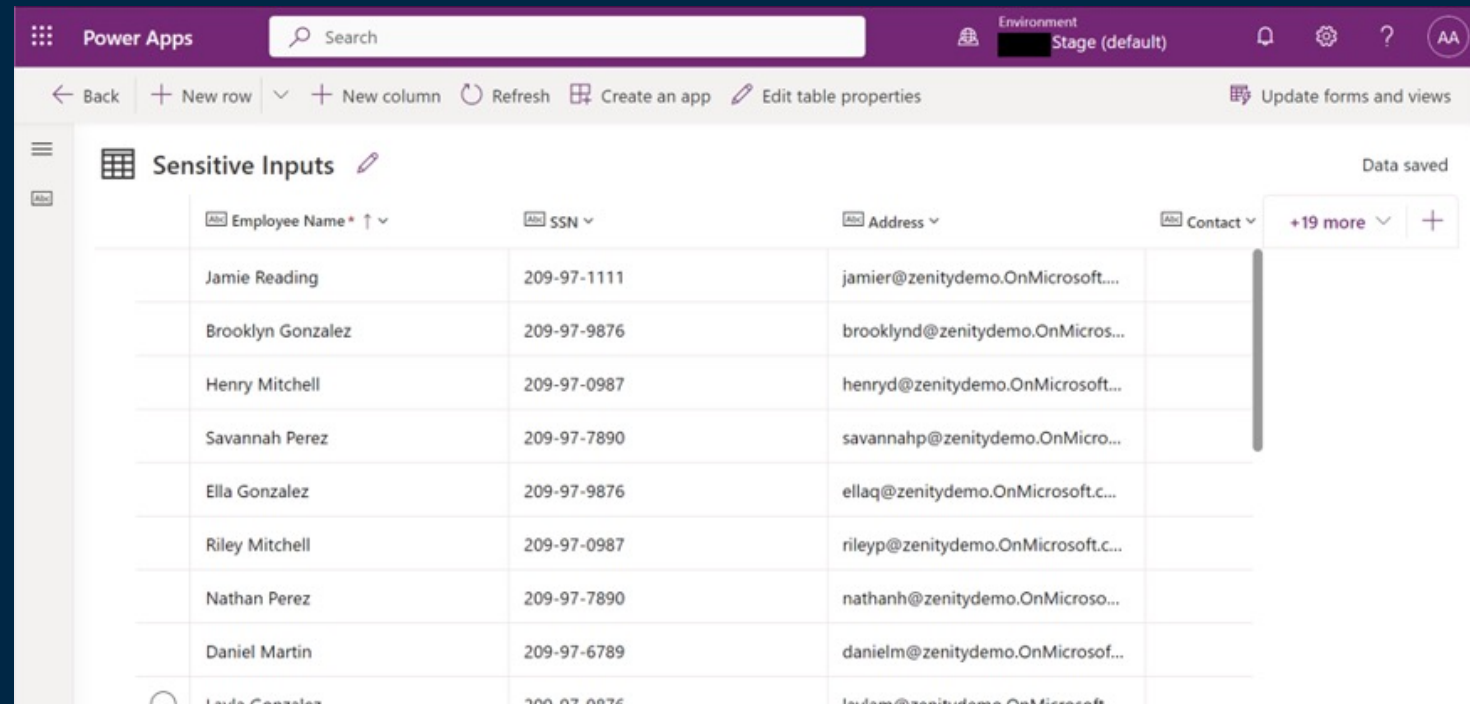
1. ~~Focus on crown jewels~~
2. Get developer buy-in



Application Security Best Practice

1. ~~Focus on crown jewels~~
2. Get developer buy-in

Can we really expect business users to know how store PCI?



Employee Name	SSN	Address	Contact
Jamie Reading	209-97-1111	jamier@zenitydemo.OnMicrosoft....	
Brooklyn Gonzalez	209-97-9876	brooklynd@zenitydemo.OnMicros...	
Henry Mitchell	209-97-0987	henryd@zenitydemo.OnMicrosoft...	
Savannah Perez	209-97-7890	savannahp@zenitydemo.OnMicro...	
Ella Gonzalez	209-97-9876	ellaq@zenitydemo.OnMicrosoft.c...	
Riley Mitchell	209-97-0987	rileyp@zenitydemo.OnMicrosoft.c...	
Nathan Perez	209-97-7890	nathanh@zenitydemo.OnMicroso...	
Daniel Martin	209-97-6789	danielm@zenitydemo.OnMicrosof...	
Layla Gonzalez	209-97-9876	laylam@zenitydemo.OnMicrosoft...	

Application Security Best Practice

1. ~~Focus on crown jewels~~
2. ~~Get developer buy-in~~
3. Secure Development Lifecycle (SDL)



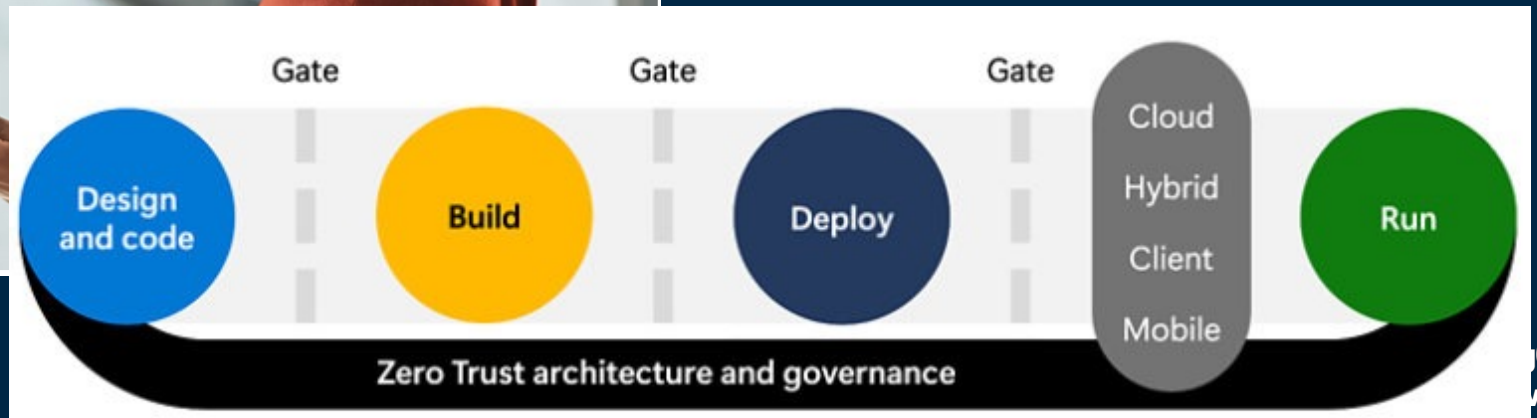
Application Security Best Practice

- ~~1. Focus on crown jewels~~
- ~~2. Get developer buy-in~~
3. Secure Development Lifecycle (SDL)

Security Development Lifecycle (SDL) Practices

It's been 20 years since we introduced the Microsoft Security Development Lifecycle (SDL)—a set of practices and tools that help developers build more secure software. While the goal has not changed, the cyber security landscape on how software and services are built and deployed has.

Learn about the practices of the SDL, and how to implement them in your organization.

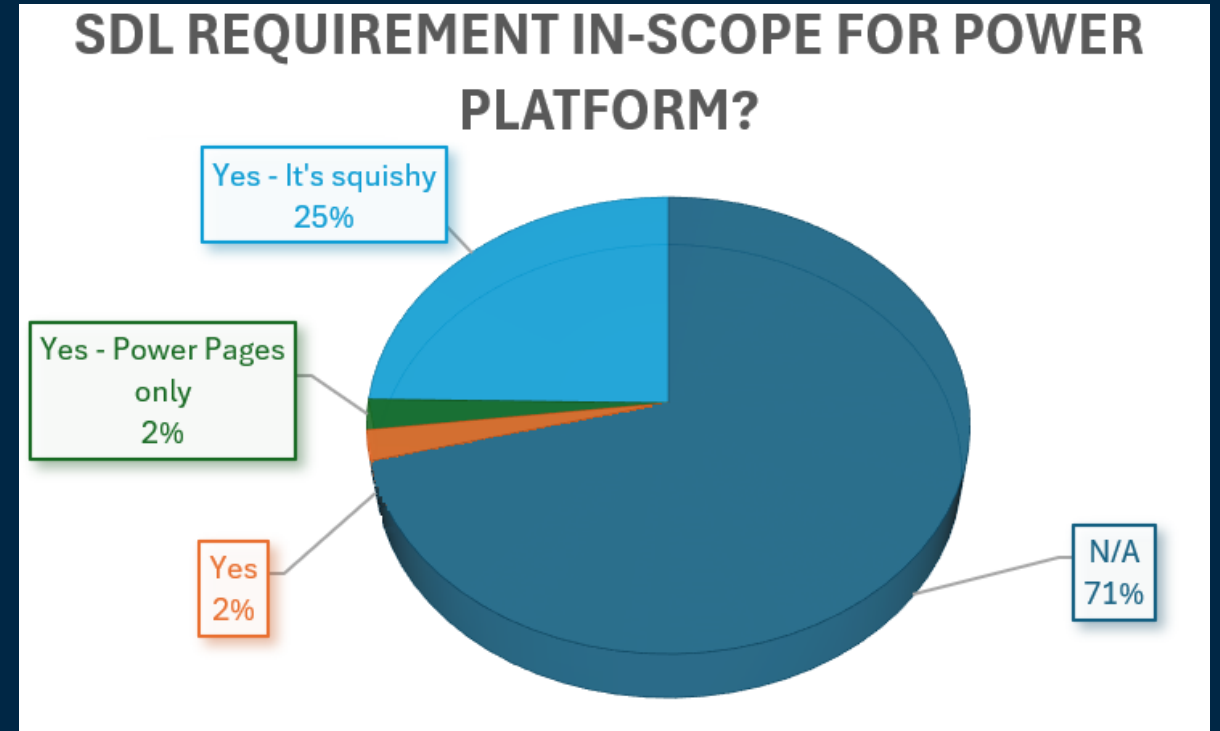


How well does SDL Guidance fit?



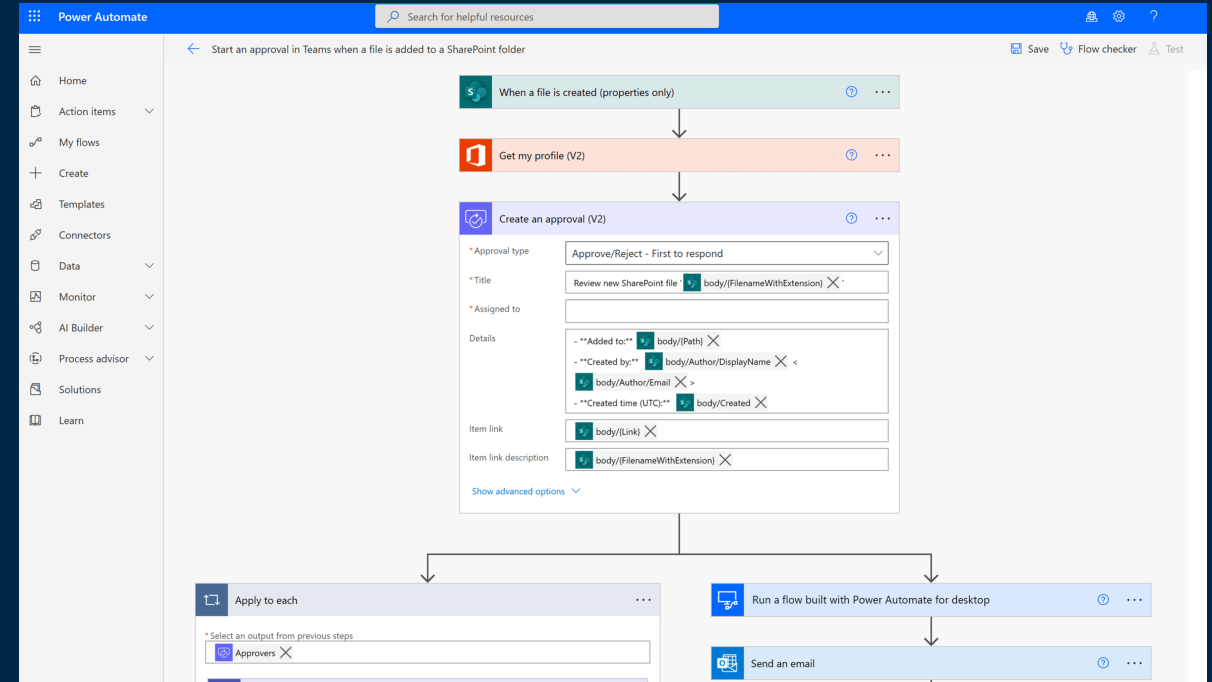
How well does SDL Guidance fit?

- Written for Code – LC/NC hides the complexity (and power!) of these tools



How well does SDL Guidance fit?

- Written for Code – LC/NC hides the complexity (and power!) of these tools
- CodeQL (& SAST/DAST/IAST tooling in general) doesn't “speak” LC/NC



How well does SDL Guidance fit?

- Written for Code – LC/NC hides the complexity (and power!) of these tools
- CodeQL (& SAST/DAST/IAST tooling in general) doesn't “speak” LC/NC
- SDL content not written for business user, e.g. Citizen Developer

Practice 2

Require use of proven security features, languages, & frameworks

This practice focuses on ensuring development foundation, and experience has taught us that effort.

Additionally, some aspects of software design associated and necessary logging for auditing approach, that provides clear consistent guidance.

Additionally, you should define and publish a list of approved tools and frameworks. Strive to use the latest version of approved tools.

2.1 Identity - Ensure users are using strong authentication and only have the level of permissions suitable for their role.

Managed Identities (instead of SAS tokens) - Managed Identities for Azure.

- Microsoft Learn: [What are managed identities for Azure resources](#)
- Microsoft DevBlogs: [Managing secrets securely in the cloud](#)

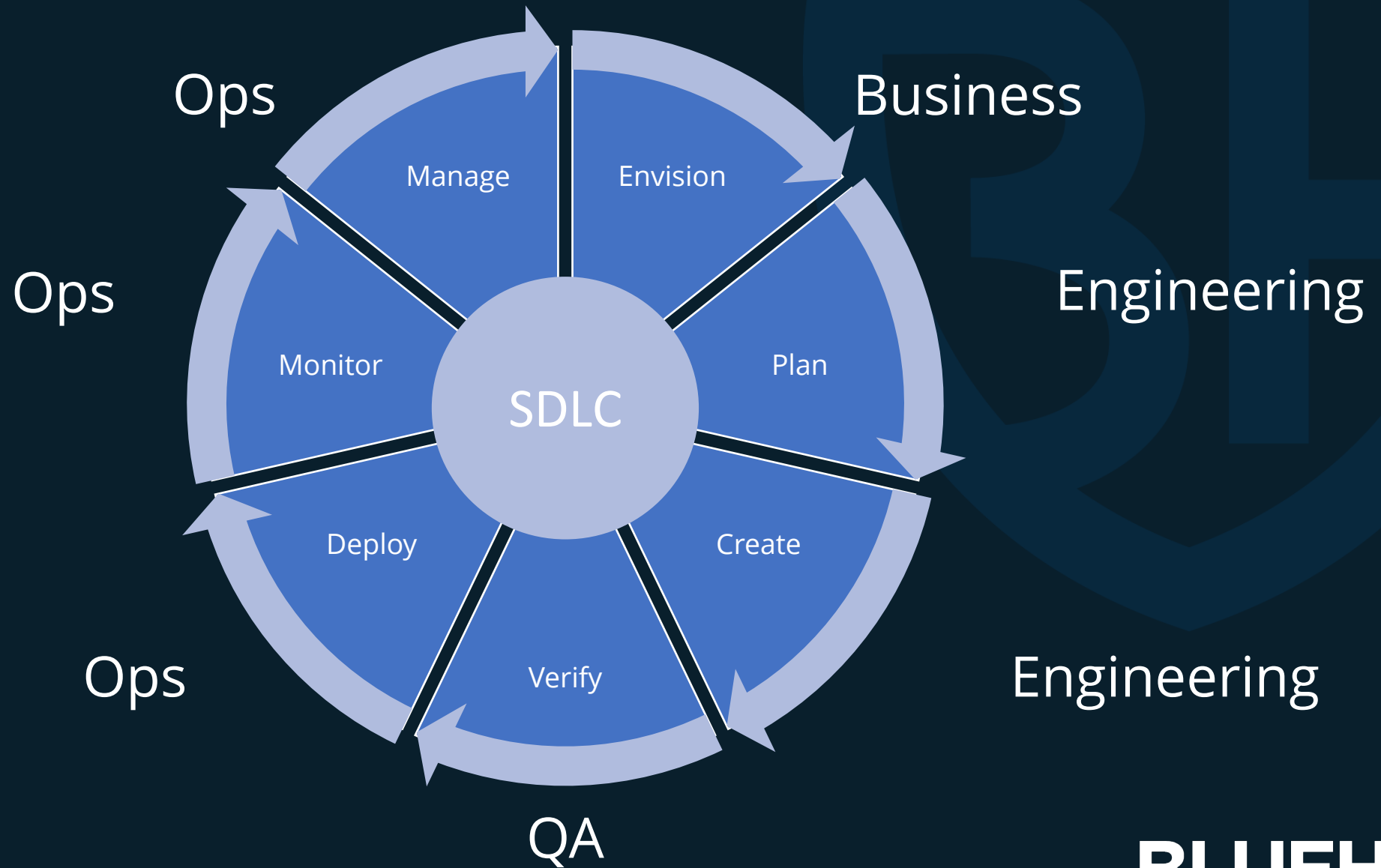
Secure Credential Storage (KeyVault / HSM)- Implement a mechanism to inventory, monitor, maintain, and rotate sensitive configuration information in code or configuration files of the code. Never store passwords or other sensitive information in unprotected locations. Production secrets should not be used for development or testing.

- Microsoft Learn: [Azure Key Vault](#)
- Microsoft Learn: [Safe storage of app secrets in development in ASP.NET Core](#)

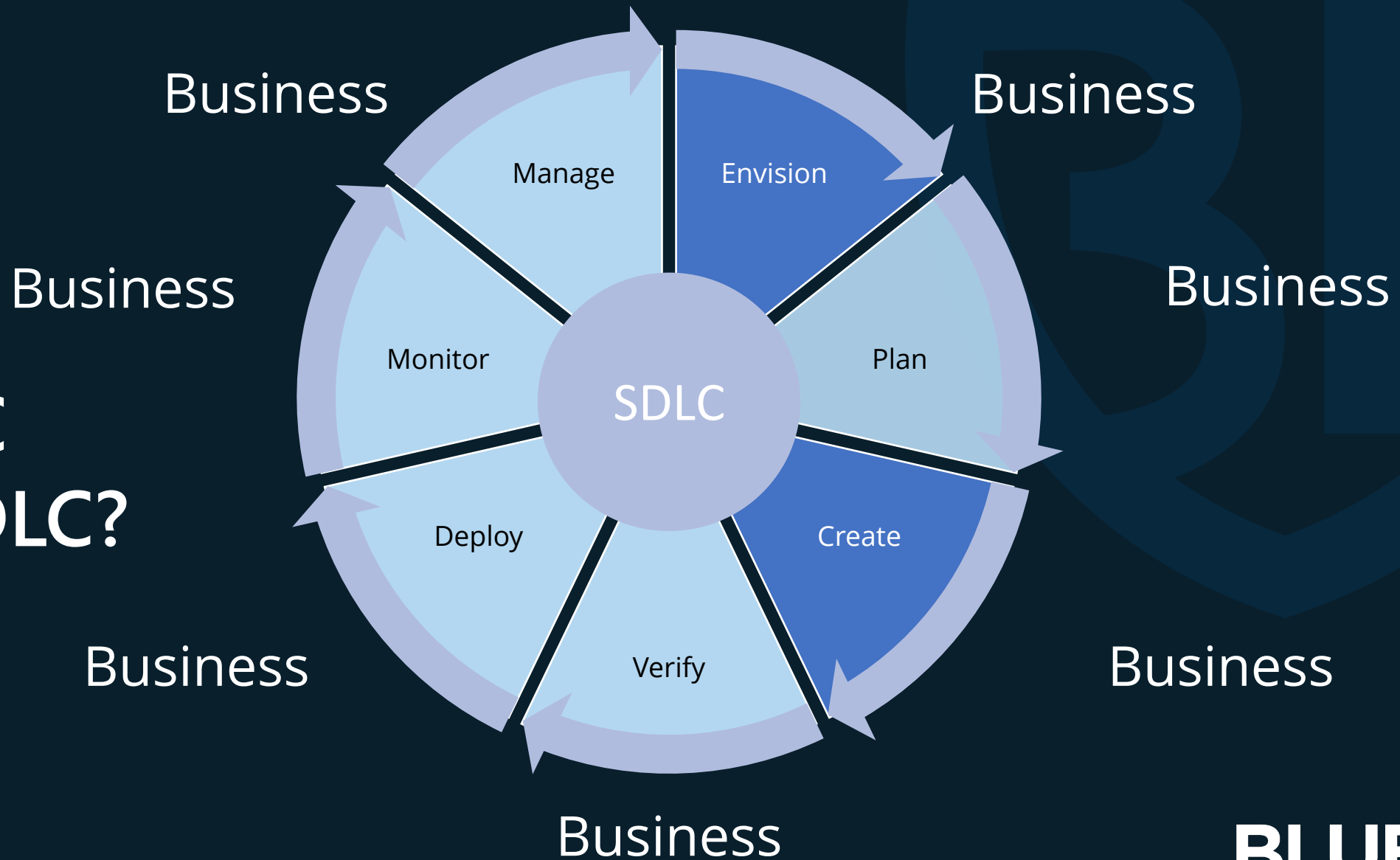
Use Standard Identity Libraries (MSAL): The Microsoft Authentication Library (MSAL) enables developers to be used to provide secure access to Microsoft Graph, other Microsoft APIs, third-party web APIs, or your own APIs.

- Microsoft Learn: [Overview of the Microsoft Authentication Library \(MSAL\)](#)
- Microsoft Learn: [Public client and confidential client applications](#)
- Microsoft Learn: [Acquire and cache tokens using the Microsoft Authentication Library \(MSAL\)](#)

Pro
Code
SDLC

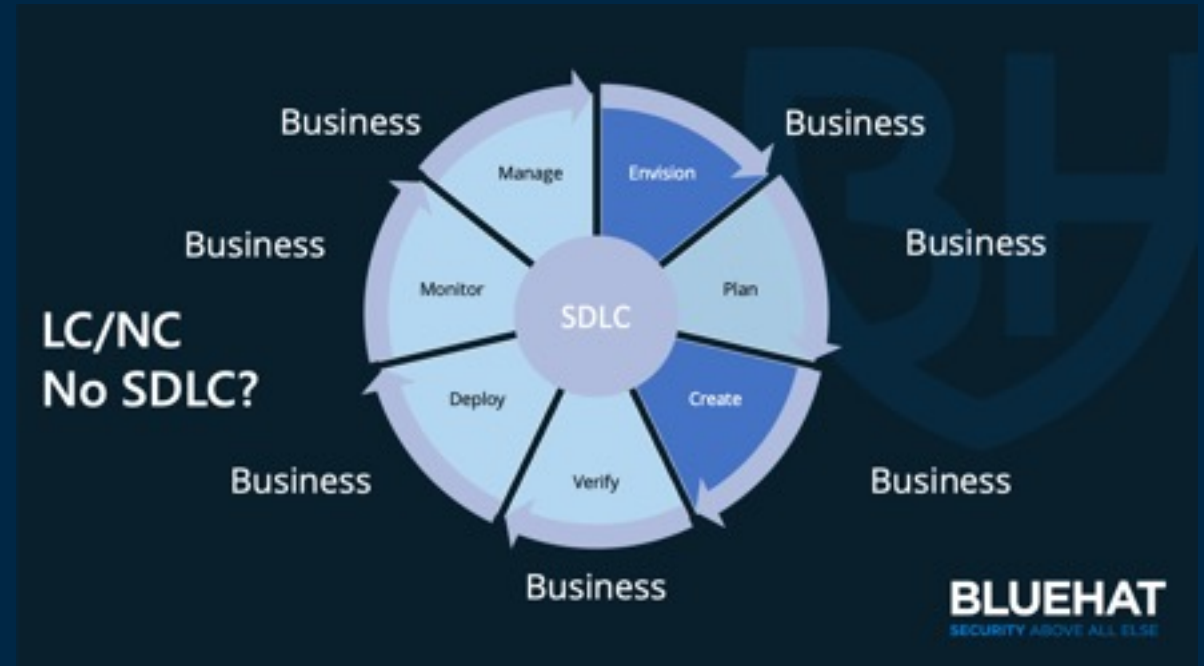


LC/NC
No SDLC?



How well does SDL Guidance fit?

- Written for Code – LC/NC hides the complexity (and power!) of these tools
- CodeQL (& SAST/DAST/IAST tooling in general) doesn't "speak" LC/NC
- SDL content not written for business user, e.g. Citizen Developer
- Inconsistent CI/CD adoption (use ALM/pipelines!)



*Sure, Let Business Users Build Their Own.
What Could Go Wrong?*

Michael Bargury, BlackHat USA 2023

Stuck at get-go

- ~~1. Focus on crown jewels~~
- ~~2. Get developer buy-in~~
- ~~3. Secure Development Lifecycle (SDL)~~

1.1M apps



Building has never been easier

your business? Accelerate your Power Apps experience by attending this FREE 1-day workshop!


Don't see what you're looking for? [Search More](#)

Welcome, Debra

Describe what your new app should do (preview)

I want my app to collect, list, track, or show ...


AI-generated content can have mistakes. Make sure it's accurate and appropriate before using it. [Read preview terms](#)



Dataaverse

Start from a Dataaverse table to create a three-screen app


[Watch video](#)



SharePoint

Start from a SharePoint list to create a three-screen app

[Watch video](#)



Excel

Start from an Excel table to create a three-screen app

[Watch video](#)






Image (preview)

Upload an image of an app or form and we'll convert it into an app




Figma (preview)

Start from our Figma UI kit and convert it into an app




Author a basic formula to change properties in a...

Beginner 42 mins



Work with external data in a Power Apps canvas app

Intermediate 41 mins



Manage Power Apps

Beginner

@mbrg0
@donwillits66
#BLUEHAT

If building is easy, shouldn't
fixing vulns be easy too...?

Remove unused
credentials

Sanitize logs

Sanitize inputs

AUTO-FIX

Change configs

Turn on logs

Use secure
properties

Auto-fix → Early success



Auto-fix → Early success

Early success → Buy-in



Auto-fix → Early success

Early success → Buy-in

Buy-in → World domination ;)



Auto-fix → Early success

Early success → Buy-in

Buy-in → ~~World domination~~
Scale it



HOW we made it work

Our goals

- Remediate all vulnerabilities (Get-to-Green/Stay-Green)



Our goals

- Remediate all vulnerabilities
- With 2-3 dedicated headcounts



Our goals

- Remediate all vulnerabilities
- With 2-3 dedicated headcounts
- Were given 6 months; we finished in a little over 4 months



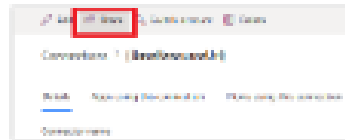
Our goals

- Remediate all vulnerabilities
- With 2-3 dedicated headcounts
- Were given 6 months; we finished in a little over 4 months
- Minimum viable product / Self-serve

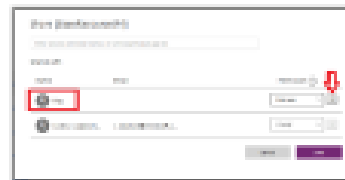


Minimum Viable Product

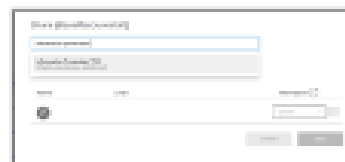
- Remediation Guidance: Write it for the business user, not a technical developer



- 1 Navigate to <insert link> and select the "Share" button on the nav bar.



- 2 Remove "Org" from the users by selecting the X. Power Platform treats this user group as all of Azure AD.



- 3 Replace with a more tightly focused security group or set of users.

Our goals

- Remediate all vulnerabilities
- With 2-3 dedicated headcounts
- Were given 6 months; we finished in a little over 4 months
- Minimum viable product / Self-serve
- Auto-fix (where possible)



Minimum Viable Product

- Automatic Remediation: Is the security violation auto-fixable?



Minimum Viable Product

- Automatic Remediation: Is the security violation auto-fixable?
 - Do we have enough context?
 - Can Zenity put the asset in a secure state?



Minimum Viable Product

- Automatic Remediation: Is the security violation auto-fixable?
 - Do we have enough context?
 - Can Zenity put the asset in a secure state?
 - If YES... we trigger correcting the misconfiguration silently while the developer sleeps



Minimum Viable Product

- Balance a reasonable time to fix before we “shift + delete” in secure assets (Apps, Flows, etc.)
- We settled on “30 days-to-fix” as a reasonable compromise providing “just enough time” vs. “not too much time”



Minimum Viable Product

- Brownfield: Pre-existing risk/security violations created on or before Jan 1st, 2024 (when our campaigns started)

a.k.a. “Get to Green”



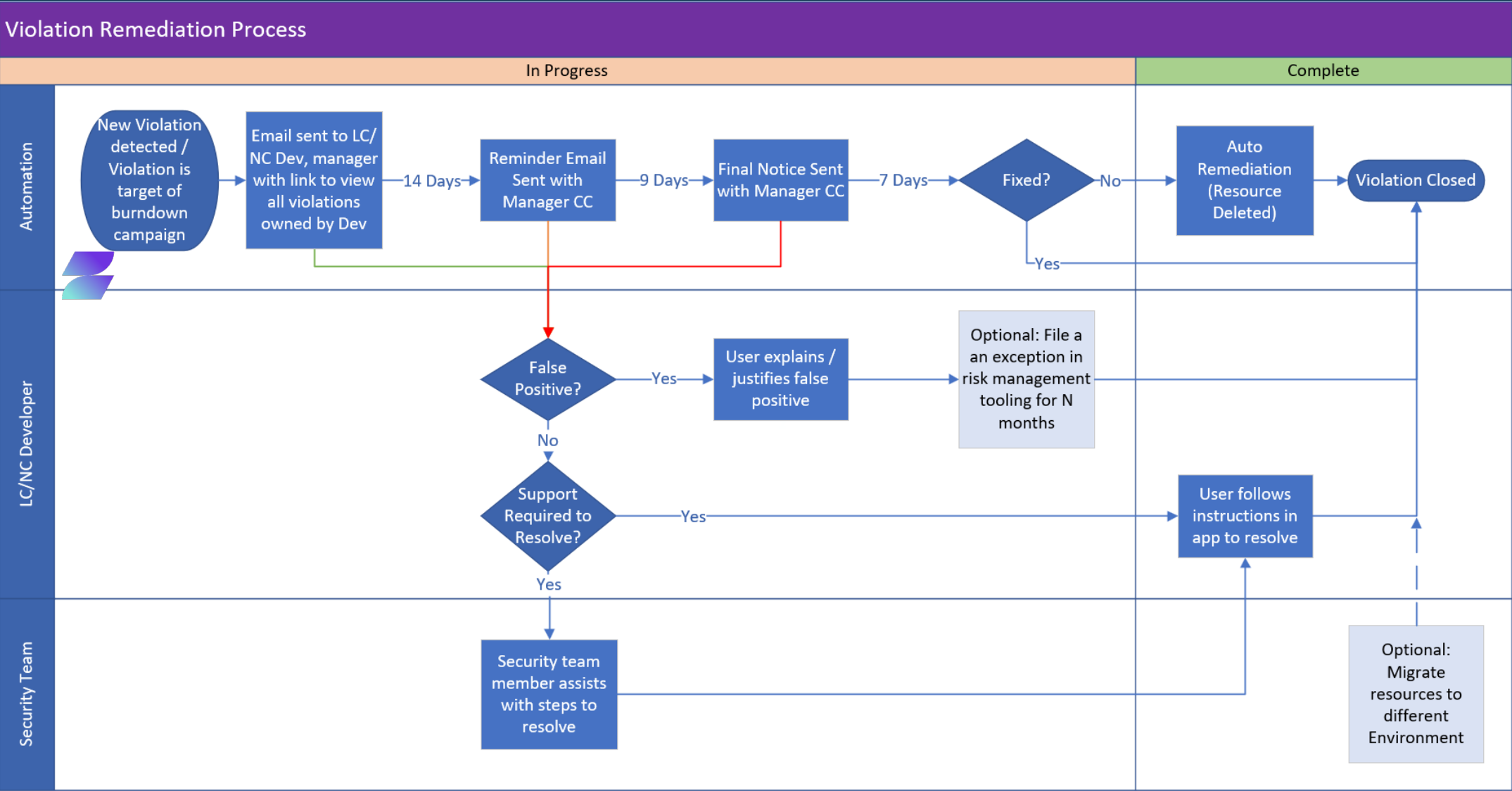
Minimum Viable Product

- Brownfield: Pre-existing risk/security violations created on or before Jan 1st, 2024 (when our campaigns started)
- Greenfield: Net new risk created continuously/daily in our tenant after Jan 1st, 2024

a.k.a. “Stay Green”



Early Success led to longer campaigns



Self Service – SharePoint List of Instructions

The screenshot shows a SharePoint list interface for 'Information Protection - Power Platform DLP Admins'. The list is titled 'ZenityBurndownRemediationSteps' and contains a table of instructions. The table has columns for 'RuleId', 'Instruction', and 'Step'. The instructions are numbered 1 through 12, detailing steps for deleting flow actions with sensitive information, enabling 'Secure Outputs' and 'Secure Inputs' options, and navigating to specific links for deletion or configuration.

RuleId	Instruction	Step
ZN_P00099	If possible, delete the flow action(s) with sensitive information.	2
ZN_P00099	If you are unable to delete the flow actions with sensitive information, select the 3 dots in the top right corner of the flow action and select "Settings".	3
ZN_P00099	Enable the "Secure Outputs" and "Secure Inputs" options and then select "Done." Save the Flow to retain changes.	4
ZN_P00102	Navigate to <insert link> and delete if no longer needed.	1
ZN_P00102	If you need to retain the connection, please review if the connection can be configured for Entra ID authentication and re-create it to use this authentication.	2
ZN_P00102	Re-create the connection, <insert link>, in a custom environment (if not in a sandbox or production environment already) and delete this connection. I	3
ZN_P00103	Navigate to <insert link> and select Edit on the top navigation.	1
ZN_P00103	If possible, delete the flow action(s) with sensitive information.	2
ZN_P00103	If you are unable to delete the flow actions with sensitive information, select the 3 dots in the top right corner of the flow action and select "Settings".	3
ZN_P00103	Enable the "Secure Outputs" and "Secure Inputs" options and then select "Done." Save the Flow to retain changes.	4
ZN_P00105	Connections outside of the tenant are not allowed. Navigate to <insert link> and select the external connection.	1
	Select "Delete".	2

Self Service – Step-by-Step Instructions

The screenshot displays the SharePoint 'Information Protection - Power Platform DLP Admins' interface. The left sidebar contains navigation links: Home, Pages, Documents, Parent Team, Site contents, DLP Burndown App Docu..., PPViolationDashFeedback, Recycle bin, and Edit. The main content area shows a list titled 'ZenityBurndownRemediationSteps'. The list has columns for RuleId, Instruction, and Step. There are four items in the list, each with a RuleId of 'ZN_P00095' and a corresponding instruction. The instructions are numbered 1 through 4, detailing steps for navigating to a link, deleting flow actions with sensitive information, selecting settings, and enabling 'Secure Outputs' and 'Secure Inputs' options.

SharePoint

Search this list

Information Protection - Power Platform DLP Admins

+ Add new item Edit in grid view Undo Share Export Forms Automate Integrate Manage access

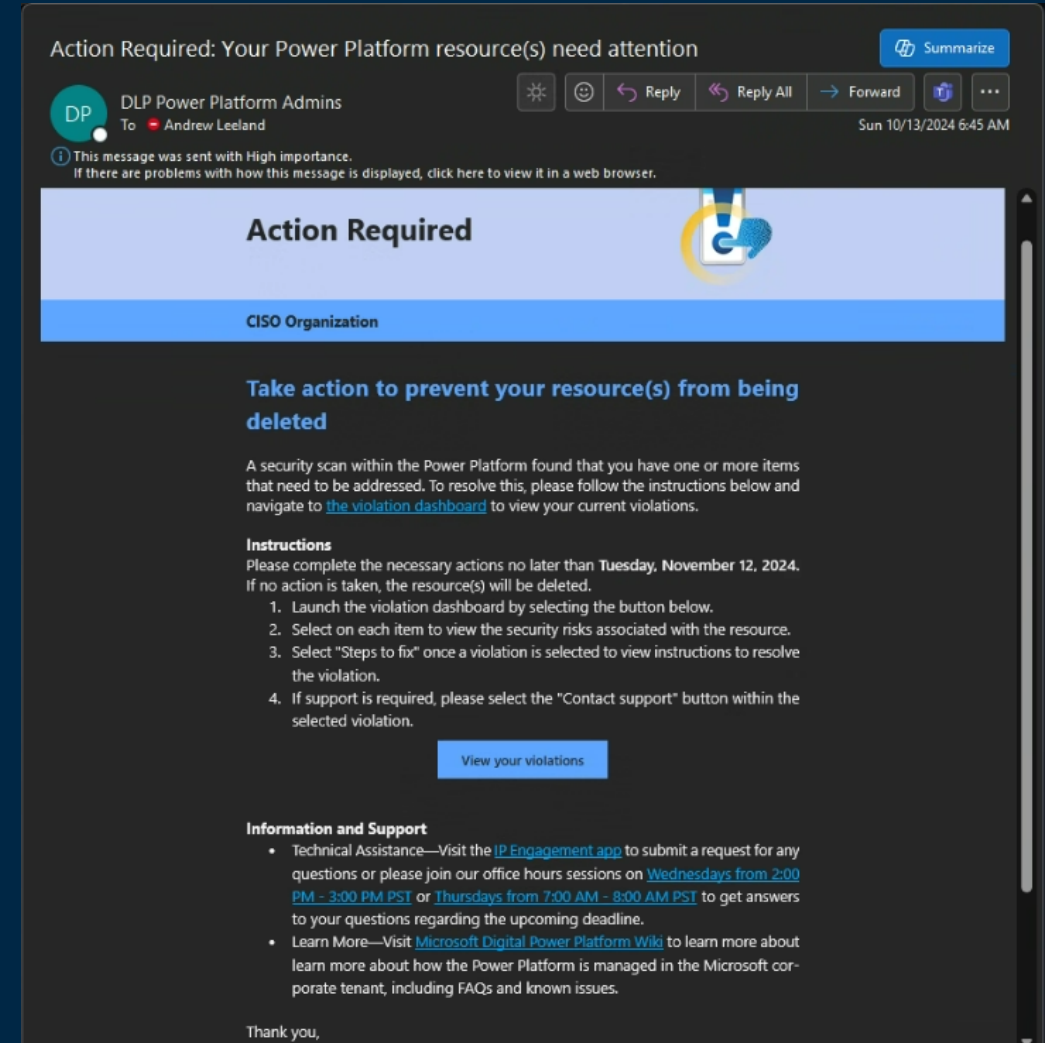
ZenityBurndownRemediationSteps

By Rule InstructionApp + Add view

RuleId	Instruction	Step
ZN_P00095	1 Navigate to <insert link> and select Edit on the top navigation.	
ZN_P00095	2 If possible, delete the flow action(s) with sensitive information.	
ZN_P00095	3 If you are unable to delete the flow actions with sensitive information, select the 3 dots in the top right corner of the flow action and select "Settings".	
ZN_P00095	4 Enable the "Secure Outputs" and "Secure Inputs" options and then select "Done." Save the Flow to retain changes.	

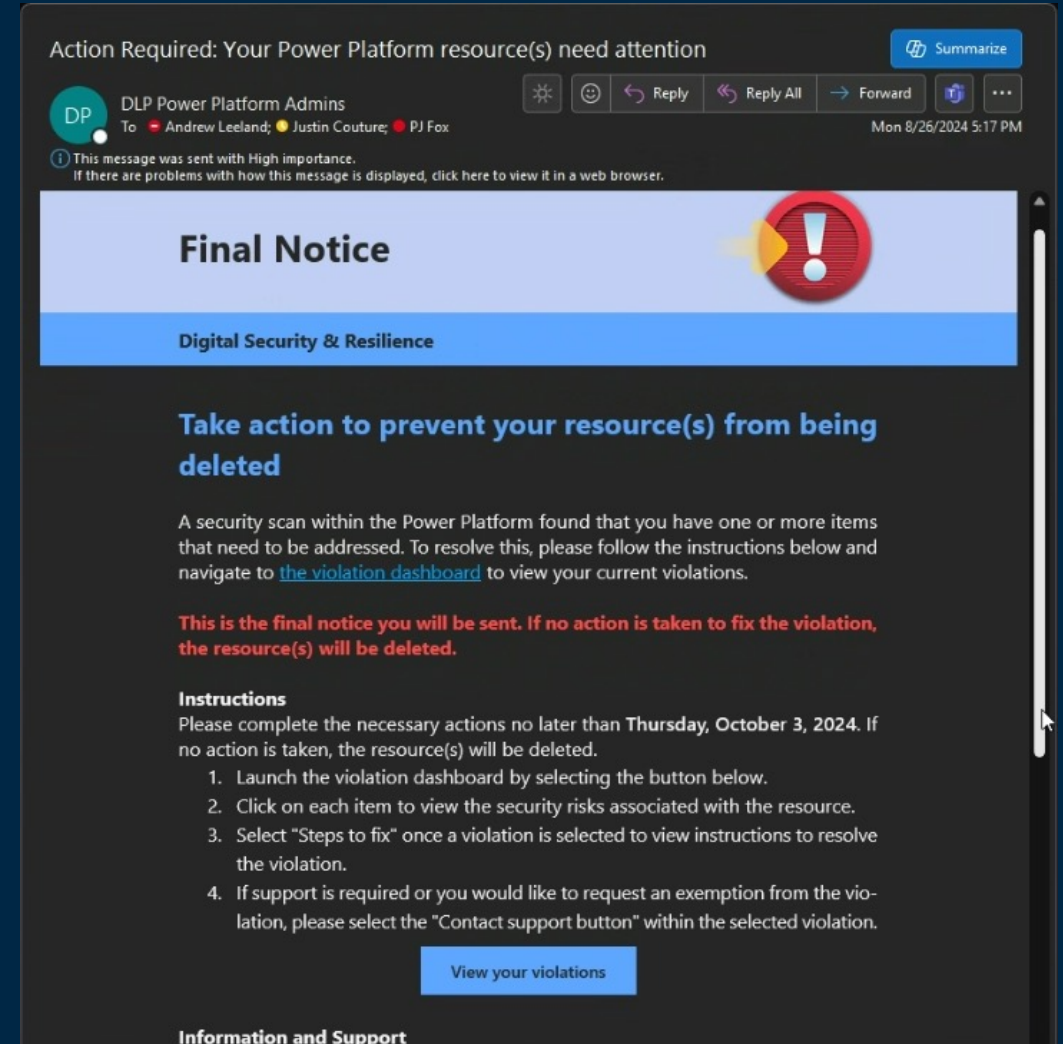
Self Service – Email

- 1st mail goes out
- Redirects user to Violations Dashboard (PowerApp)
- Manage all their violations
- 30 days-to-fix
- Goes to both Creator and Current Owners of the asset



Self Service – Final Email

- Final Warning mail



Self Service – Violations Dashboard

POWER PLATFORM VIOLATION DASHBOARD

Hello, [redacted]

Please review all violations below and follow the steps to remediate by selecting on each item.

Open

▼

Resource Type

▼

AZ [redacted] Prod

Environment

▼

☐ Due Date Set

Sort by

▼

AZ [redacted] Prod

Connection is using an on-prem connector

AZ [redacted] Prod

Connection is accessible by the entire tenant

AZ [redacted] Prod

Connection is using a shareable authentication method

Microsoft

3 violations detected

[redacted]

Set User

[Give feedback](#)

v.20241008.2

Self Service – Violations Dashboard Details

POWER PLATFORM VIOLATION DASHBOARD

Hello, [redacted]

Please review all violations below and follow the steps to remediate by selecting on each item.

Open

▼

Resource Type

▼

[redacted]

Environment

▼

☐

Due Date Set

Sort by

▼

↓

AZ [redacted] Prod

Connection is using an on-prem connector

● Due Date: Not Set

>

AZ [redacted] Prod

Connection is accessible by the entire tenant

● Due Date: 11/12/2024

>

AZ [redacted] Prod

Connection is using a shareable authentication method

● Due Date: 11/12/2024

>

4

AZ [redacted]

RESOLVE BY: 11/12/2024

✕

NOTE: A scan for this item is completed every Tuesday. If the connection is deleted by selecting the "Delete" button below, it will no longer be visible in the violation list. Otherwise follow the refresh schedule accordingly to check for updates.

Violation Description

Steps to Fix

Violation Activity

Violation summary

The Connection "AZ [redacted] Prod" is using non-Entra ID authentication. The Connection is using a secret key or password instead.

What caused this violation?

[redacted]

Explanation

One of the most common use-cases in Microsoft Power Platform is to share your work with your peers or other people in the organization. Unfortunately, when an application/flow is shared, their connections are implicitly shared as well as is. Once a connection with unsafe authentication methods (secret key or password) is shared, it means that the receiving users will get full access to use it, and the embedded credentials, as they are, could be used outside of the original scope and intention of the application/flow.

View Connection

Delete Connection

Contact Support

Report as False Positive

Request Exemption

Microsoft

3 violations detected

[redacted]

Set User

[Give feedback](#)

v.20241008.2

Self Service – Violations Dashboard Remediation

The screenshot displays the 'POWER PLATFORM VIOLATION DASHBOARD' interface. At the top, a blue header bar contains a lock icon, the title, and a refresh icon. Below the header, a navigation bar shows the user's name, a search bar, and filters for 'Open', 'Resource Type', 'Environment', 'Due Date Set', and 'Sort by'. The main content area is divided into two panels. The left panel lists three violations for a connection named 'AZ [redacted] Prod'. The third violation, 'Connection is using a shareable authentication method', is highlighted. The right panel provides detailed remediation steps. Step 1 instructs the user to navigate to the connection and delete it if no longer needed. An inset image shows the 'Delete' button in the connection management interface, highlighted with a red box and a red arrow. Step 2 provides an alternative if the connection must be retained. At the bottom of the right panel, there are five buttons: 'View Connection', 'Delete Connection', 'Contact Support', 'Report as False Positive', and 'Request Exemption'. The footer bar includes the Microsoft logo, a status indicator '3 violations detected', a 'Set User' button, a 'Give feedback' link, and the version number 'v.20241008.2'.

POWER PLATFORM VIOLATION DASHBOARD

Hello [redacted] Please review all violations below and follow the steps to remediate by selecting on each item.

Open [dropdown] Resource Type [dropdown] [search] [redacted] Environment [dropdown] [checkbox] Due Date Set [dropdown] Sort by [dropdown] [down arrow]

AZ [redacted] Prod
Connection is using an on-prem connector

AZ [redacted] Prod
Connection is accessible by the entire tenant

AZ [redacted] Prod
Connection is using a shareable authentication method

NOTE: A scan for this item is completed every Tuesday. If the connection is deleted by selecting the "Delete" button below, it will no longer be visible in the violation list. Otherwise follow the refresh schedule accordingly to check for updates.

Violation Description Steps to Fix Violation Activity

Steps to Fix

1 Navigate to connection: AZ [redacted] Prod [redacted] and delete if no longer needed.

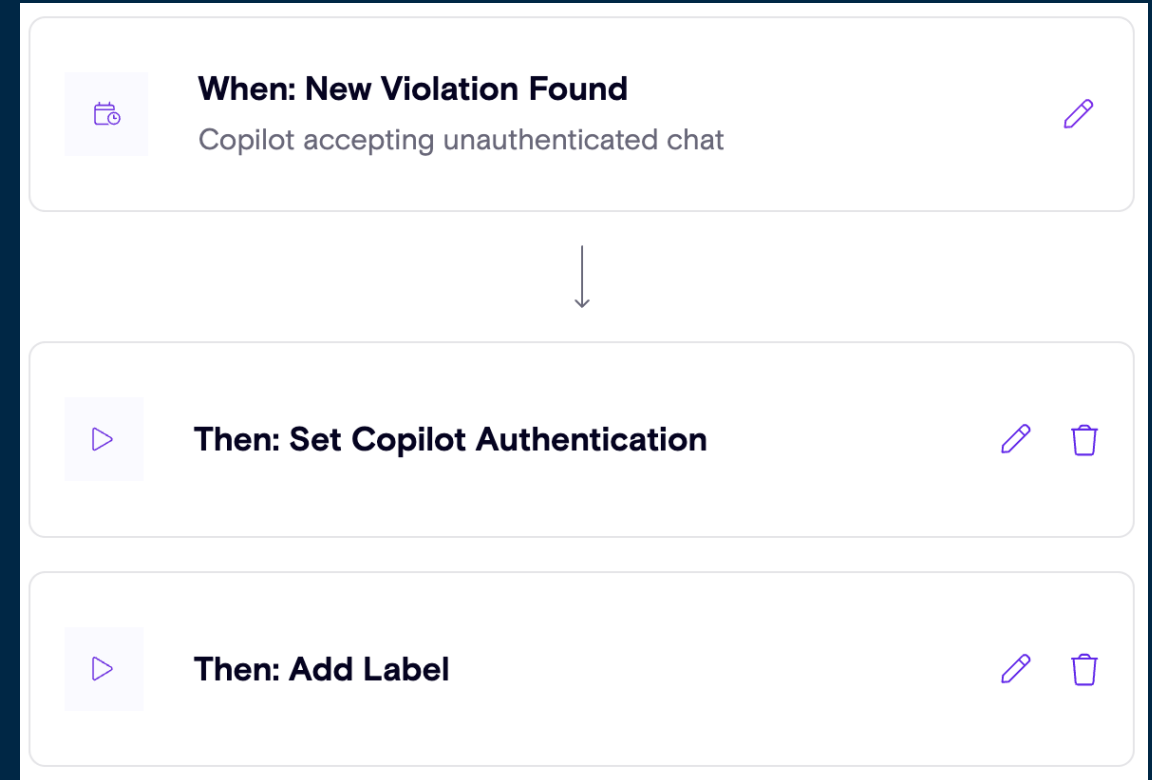
2 If you need to retain the connection, please review if the connection can be configured for Entra ID authentication and re-create it to use this authentication method instead.

View Connection Delete Connection Contact Support Report as False Positive Request Exemption

Microsoft 3 violations detected [redacted] Set User Give feedback v.20241008.2

Playbooks

- Greenfield: As new violations come in...
- Brownfield: When we send out bulk emails to burn down pre-existing risk...
- If rule ID is XYZ, and other condition(s) are true...
...then take these actions

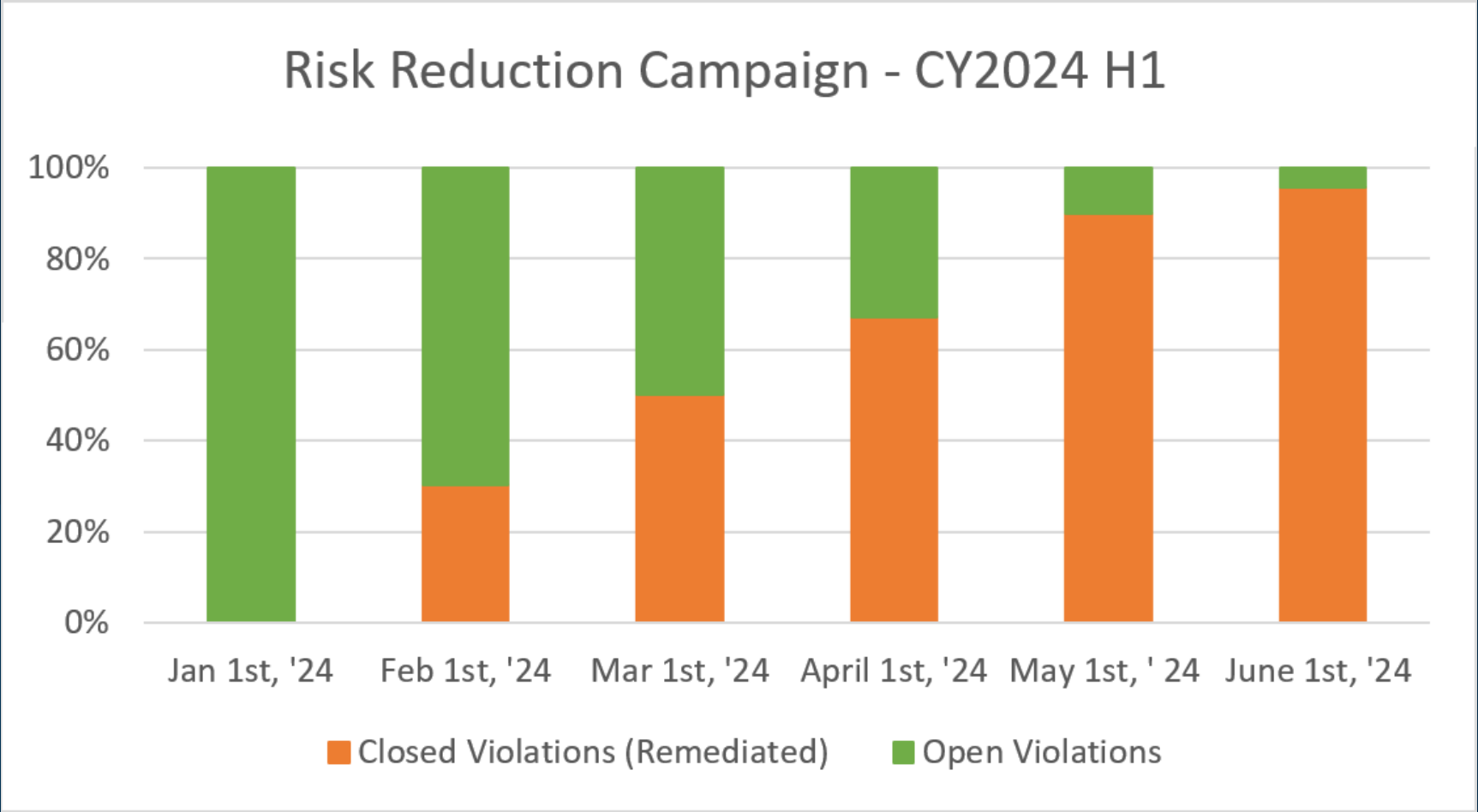


Results

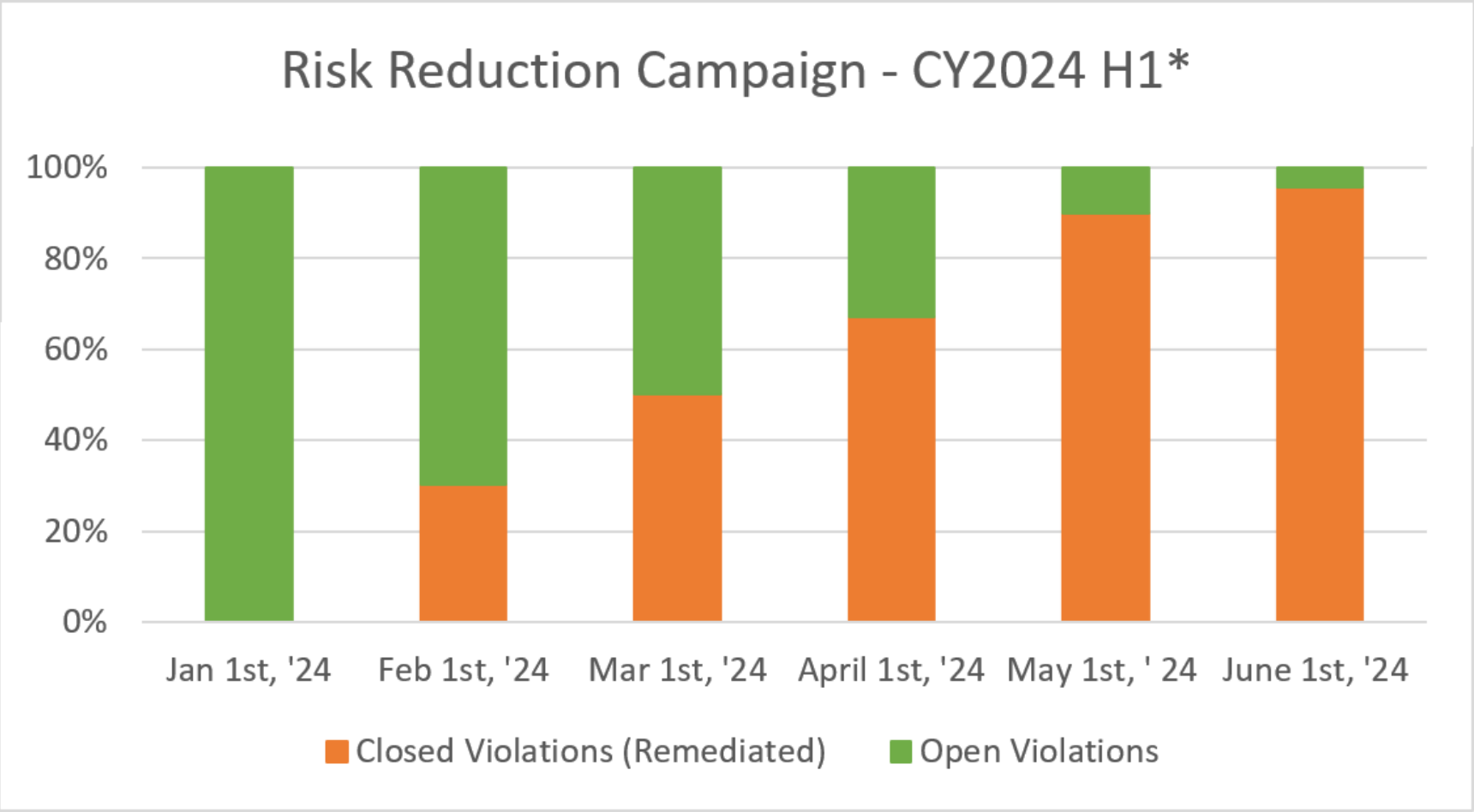
- Jan 18th, 2024 – April 30th, 2024
 - Prove we can scale-up
 - Prove we can Get-to-Green in two environments
 - Prove we can Get-to-Green and Stay-Green with identical tooling and processes



SUCCESS



SUCCESS



* Never get to 100% remediated because of 30 days-to-fix



@mbrg0
@donwillits66
#BLUEHAT

Takeaways

What did we learn from this?

- Leverage industry-standard security risk categorization



OWASP Top 10 for Low-Code/No-Code

- LCNC01: Account Impersonation
- LCNC02: Authorization Misuse
- LCNC03: Data Leakage and Unexpected Consequences
- LCNC04: Authentication and Secure Communication Failures
- LCNC05: Security Misconfiguration
- LCNC06: Injection Handling Failures
- LCNC07: Vulnerable and Untrusted Components
- LCNC08: Data and Secret Handling Failures
- LCNC09: Asset Management Failures
- LCNC10: Security Logging and Monitoring Failures

OWASP Top 10 for Large Language Models

- LLM01: Prompt Injection
- LLM02: Insecure Output Handling
- LLM03: Training Data Poisoning
- LLM04: Model Denial of Service
- LLM05: Supply Chain Vulnerabilities
- LLM06: Sensitive Information Disclosure
- LLM07: Insecure plugin design
- LLM08: Excessive Agency
- LLM09: Overreliance
- LLM10: Model Theft

As LC/NC platforms increasingly embrace AI, this will become increasingly relevant

What did we learn from this?

- ✓ Leverage industry-standard security risk categorization
- Prioritize what we want to fix first



6 Risk Reduction Campaigns

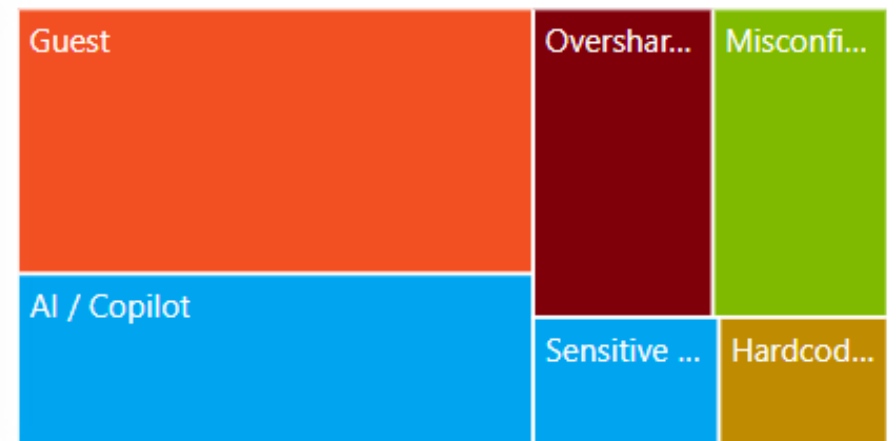
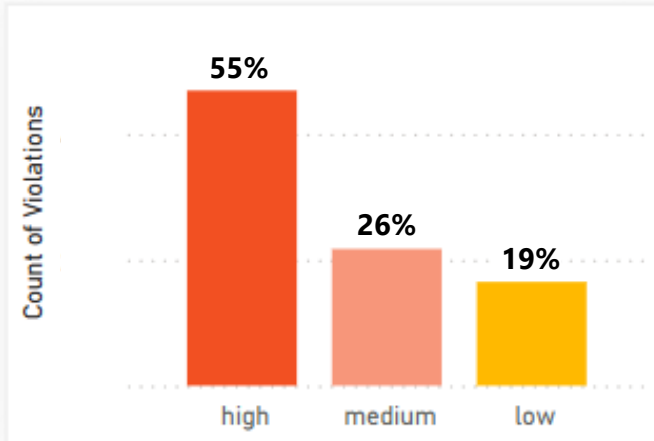
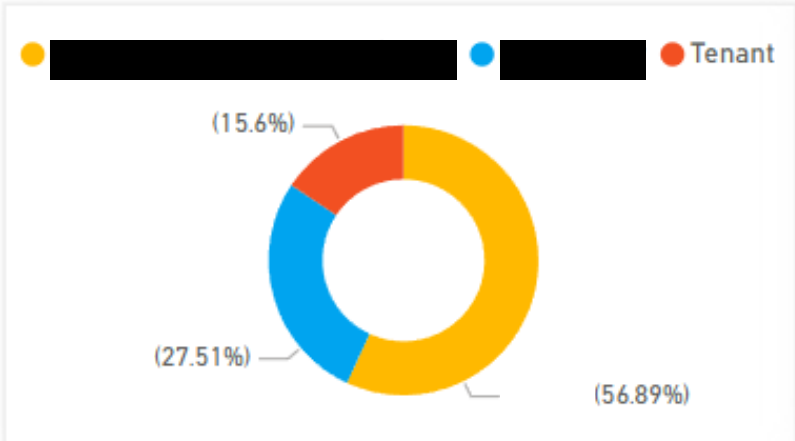
Merged similar OWASP Top 10 categories together & reviewed SDL gap analysis

- Also pivoted on Senior Leadership Team priorities

“Oversharing...” and “Sensitive data...” sound identical, but there were enough distinctions in the scanning ruleset that they were distinct campaigns.

Campaigns included:

- Guest/Access Control
- AI/Copilot issues
- Oversharing of data
- Sensitive Data Leakage
- Hardcoded Secrets
- Misconfig & Miscellany



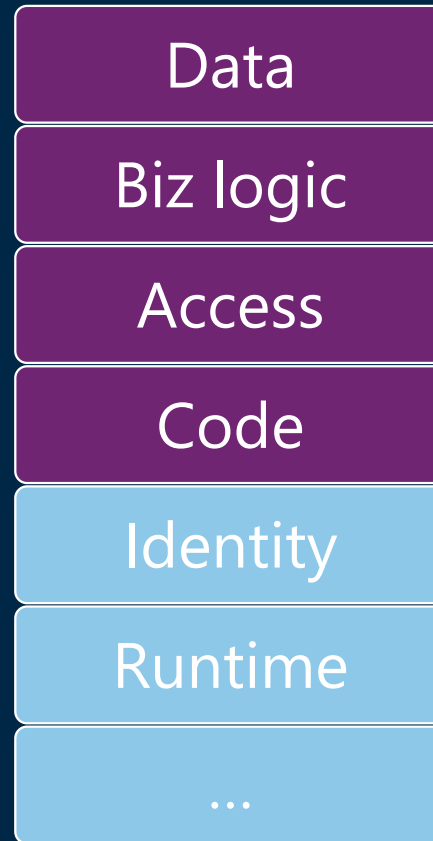
Group	[Redacted]	[Redacted]	[Redacted]	Total
⊕ Guest	[Redacted]	[Redacted]	[Redacted]	36%
⊕ AI / Copilot	[Redacted]	[Redacted]	[Redacted]	23%
⊕ Oversharing	[Redacted]	[Redacted]	[Redacted]	15%
⊕ Misconfig & Patching	[Redacted]	[Redacted]	[Redacted]	14%
⊕ Sensitive Data Leakage	[Redacted]	[Redacted]	[Redacted]	6%
⊕ Hardcoded Secrets	[Redacted]	[Redacted]	[Redacted]	6%

What did we learn from this?

- ✓ Leverage industry-standard security risk categorization
- ✓ Prioritize what we want to fix first
- Shared Responsibility Model



Serverless

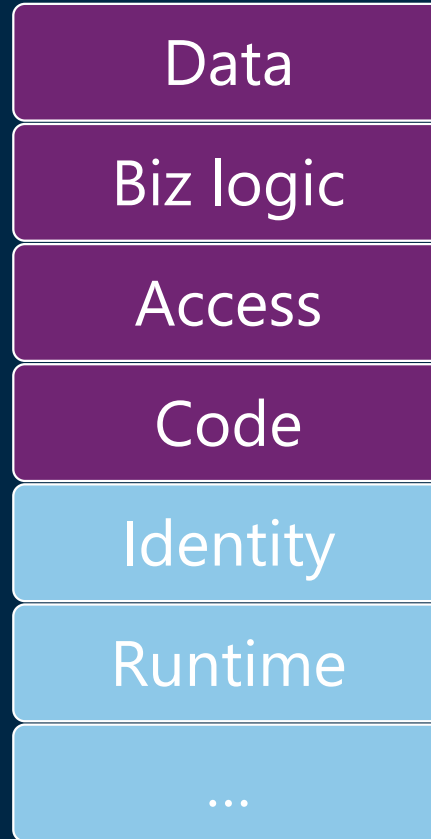


Customer

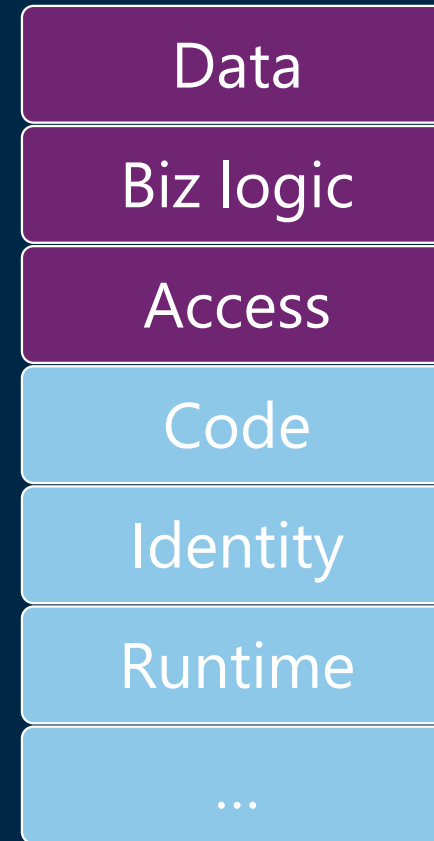
Platform



Serverless



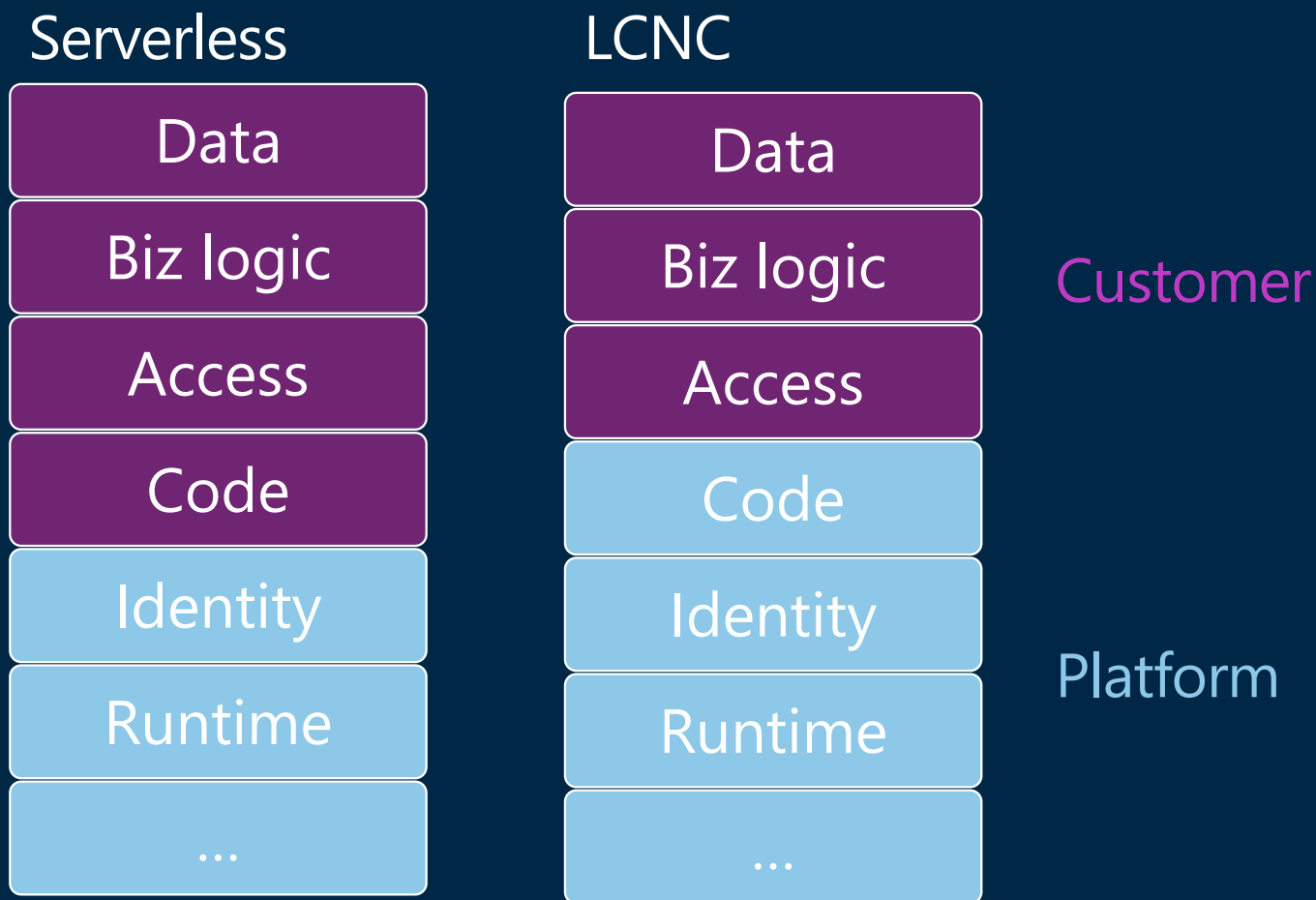
LCNC



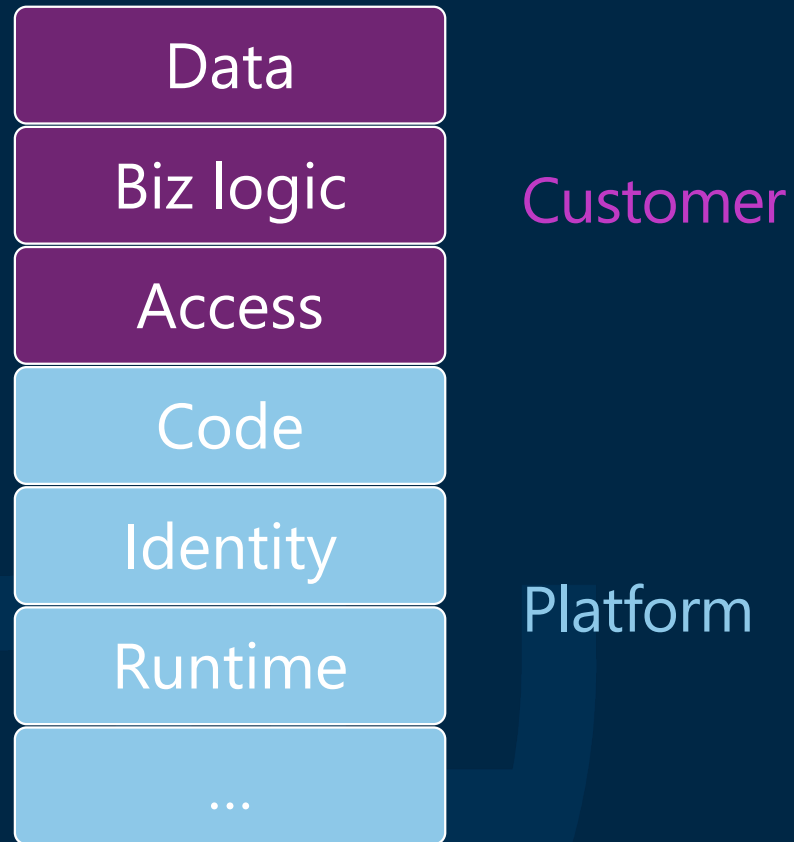
Customer

Platform

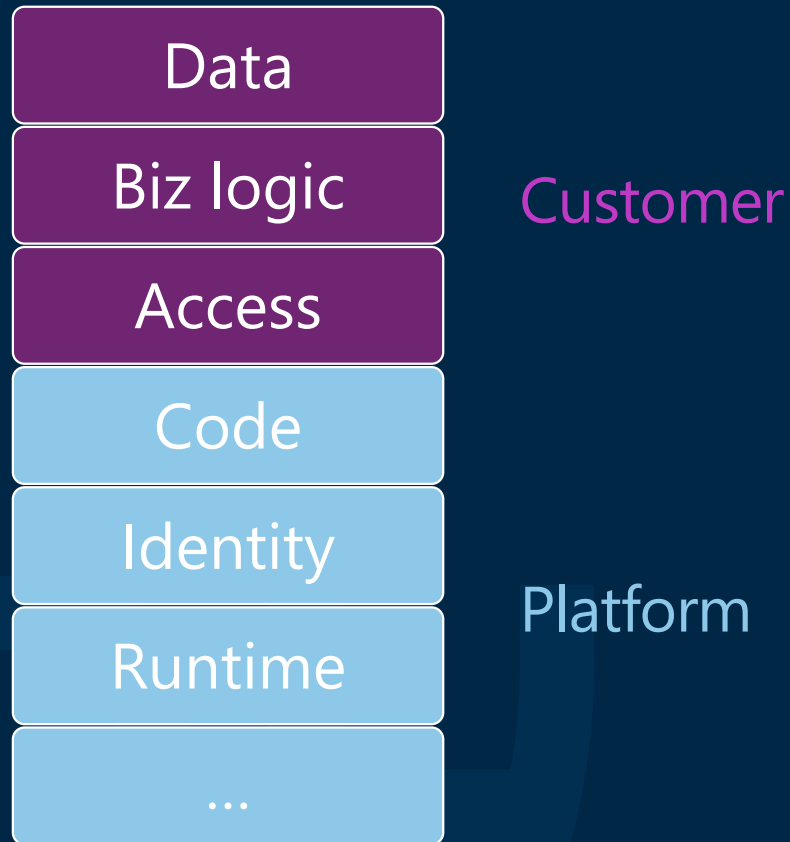
We must own our side of the Shared Responsibility Model



Sure, let business users build they own. What could go wrong?

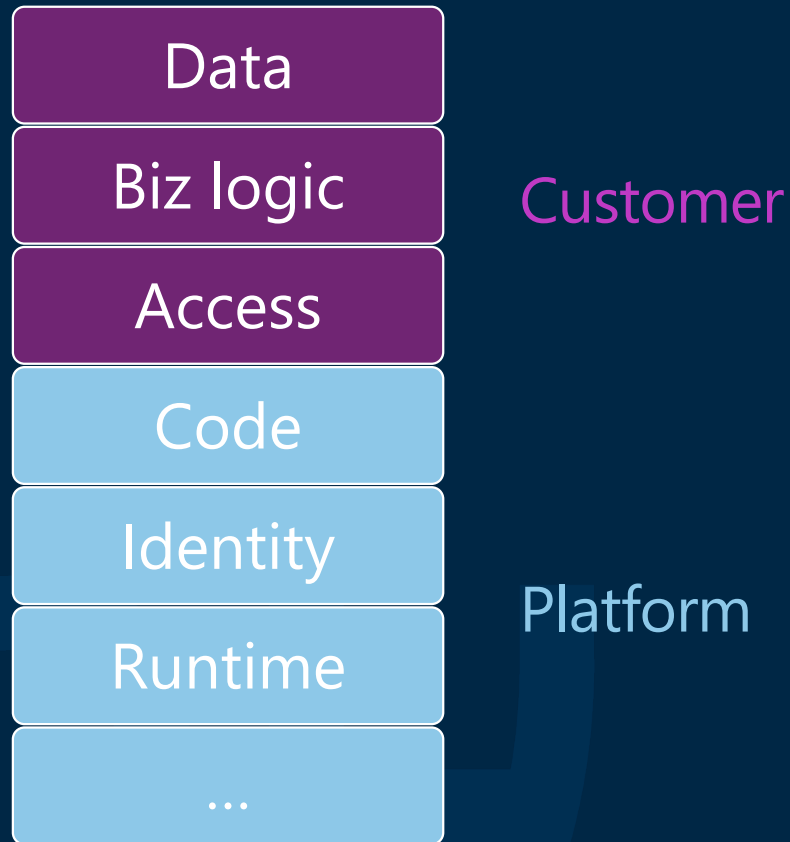


Sure, let business users build they own. What could go wrong?



- Are apps moving data outside of the corp boundary?
- Are users over-sharing data?
- Are we allowing external access?
- Are we properly handling secrets and sensitive data?
- Do apps have business logic vulns?
- ...

Sure, let business users build they own. What could go wrong?



- Are apps moving data outside of the corp boundary?
- Are users over-sharing data?
- Are we allowing external access?
- Are we properly handling secrets and sensitive data?
- Do apps have business logic vulns?
- ...

Who owns AppSec for apps built by business users?

Shared Responsibility Model for LC/NC

		Role Accountability			
Domain	Responsibility	LC/NC Dev.	LC/NC Admin	Security Team	LC/NC Platform
Access Control	Identity, Access Control	√			
Access Control	Sharing, Ownership	√			
Business Logic	Connectivity, Integration, Plugins, & Agents	√			
Business Logic	Data flows, Control Flows, Integration	√			
Data Management	Data and Secret Handling	√			•
Data Management	Data Governance	√			
Data Management	Encryption	√			•
Governance	Application Security / Risk Assessment	○	•	√	
Governance	Developer Lifecycle Governance	○	•	√	
Governance	Developer Training and accountability	○	•	√	
LC/NC Platform	Hygiene Management		•		√
LC/NC Platform	LC/NC Platform configuration, policies, settings, security controls		•	•	√
Platform(s)	Harden other services besides LC/NC Platform		<Other Admins>	○	
		√	Directly accountable/responsible		
		•	Responsible (in partnership)		
		○	Consulted/Informed, may take some action		

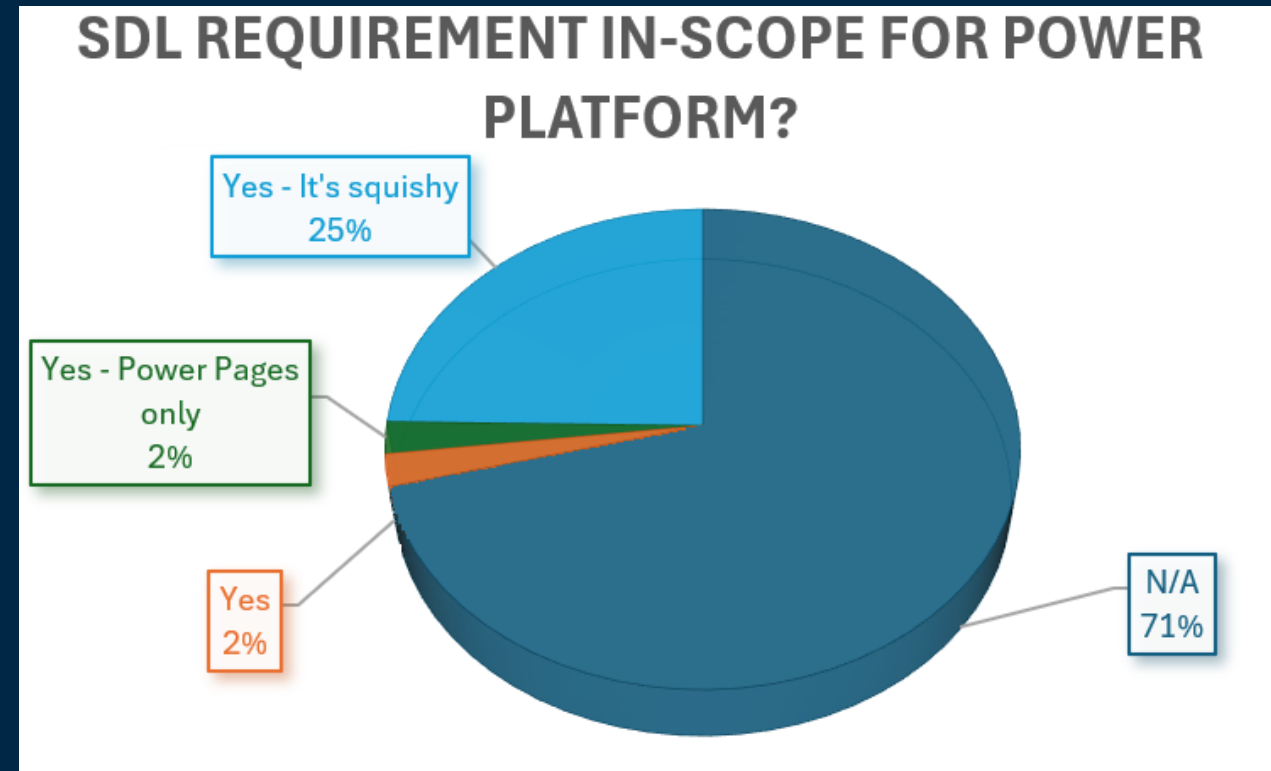
What are the priorities?

- ✓ Leverage industry-standard security risk categorization
- ✓ Prioritize what we want to fix first
- ✓ Shared Responsibility Model
 - De-facto SDL enforcement



Remember this gap analysis?

- Successful SDL uses automation for the more technical requirements
- Our processes give us “de-facto” SDL across our corporate network
 - Sorry, no Threat Models. ☹️



What did we learn from this?

- ✓ Leverage industry-standard security risk categorization
- ✓ Prioritize what we want to fix first
- ✓ Shared Responsibility Model
- ✓ De-facto SDL enforcement



Conclusion

Resources

- Product docs
- SDL: microsoft.com/en-us/securityengineering/sdl
- Top 10 for LC/NC: owasp.org/lowcodenocode
- Top 10 for LLM: llm.owasp.org
- LCNC Shared Responsibility Model Whitepaper (forthcoming)

Full writeup labs.zenity.io/p/bluehat24

In conclusion...

Low-Code/No-Code is a powerful and prolific tool in an Enterprise

- But the shared responsibility model is not necessarily recognized

You CAN build a successful program at scale

- We happened to use Zenity, but that's not a prerequisite

You can get both Productivity and improved Security

- Greater parity with the SDL is possible



Thank you