



SECTOR

BRIEFINGS

October 25-26, 2023

METRO TORONTO CONVENTION CENTRE

Sure, Let Business Users Build Their Own. What Could Go Wrong?

Michael Bargury @mbrg0

Zenity

Hi there 🖐️

- CTO and Co-founder @ Zenity
- OWASP LCNC Top 10 project lead
- Dark Reading columnist
- BlackHat, Defcon, BSides, OWASP
- Hiring top researchers, engs & pms!



@mbrg0



github.com/mbrg



darkreading.com/author/michael-bargury



Agenda

1. Business users are building their own
2. What could go wrong?
3. Why does it go wrong?
4. How can we fix it?



Enterprise citizen devs – EVERYONE is a dev

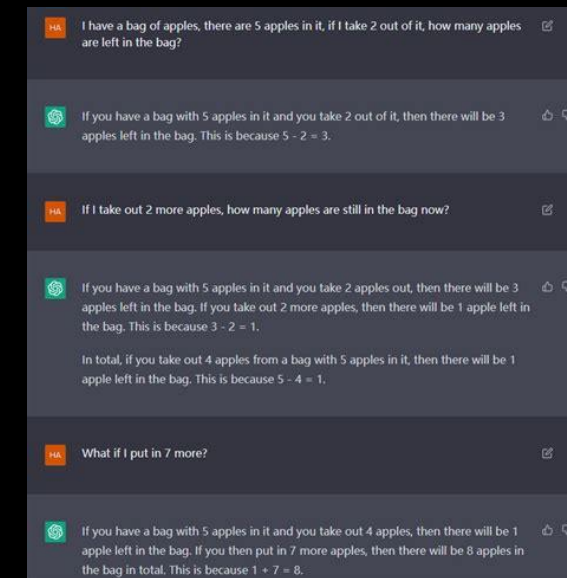
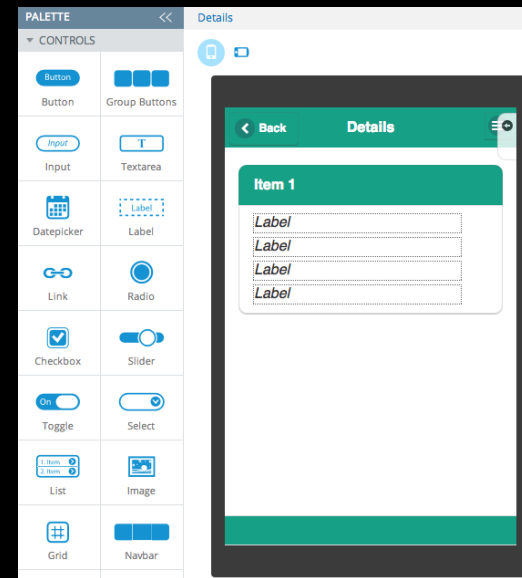
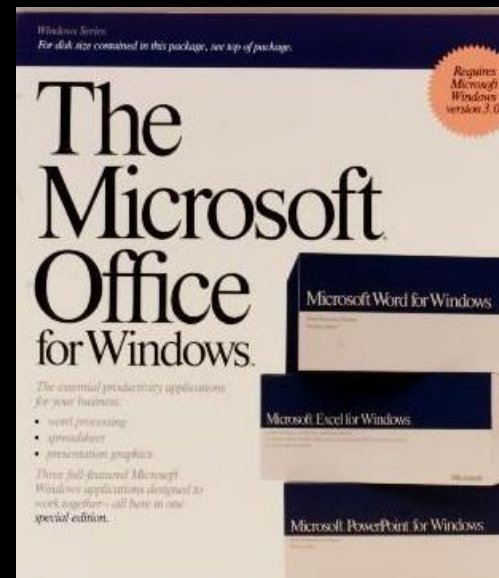
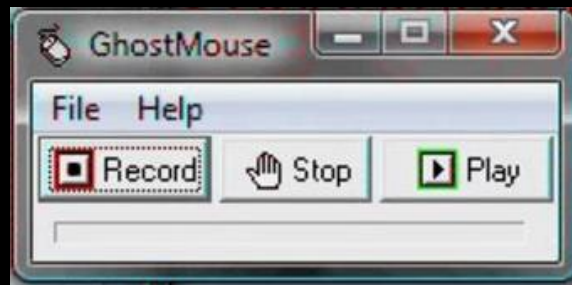
Business Needs



IT Capacity



If this sounds familiar, its because it is



Tech evolution

Tree view

Screens Components

+ New screen

> App

- Screen1

Add an item from the Insert pane or connect to data

Copilot PREVIEW



What do you want to do?

Describe what you want to do with this app, and AI will do it for you.

- Add a text label
- Add a gallery
- Add a button
- Add an email screen

What do you want to do with this app?

▶️

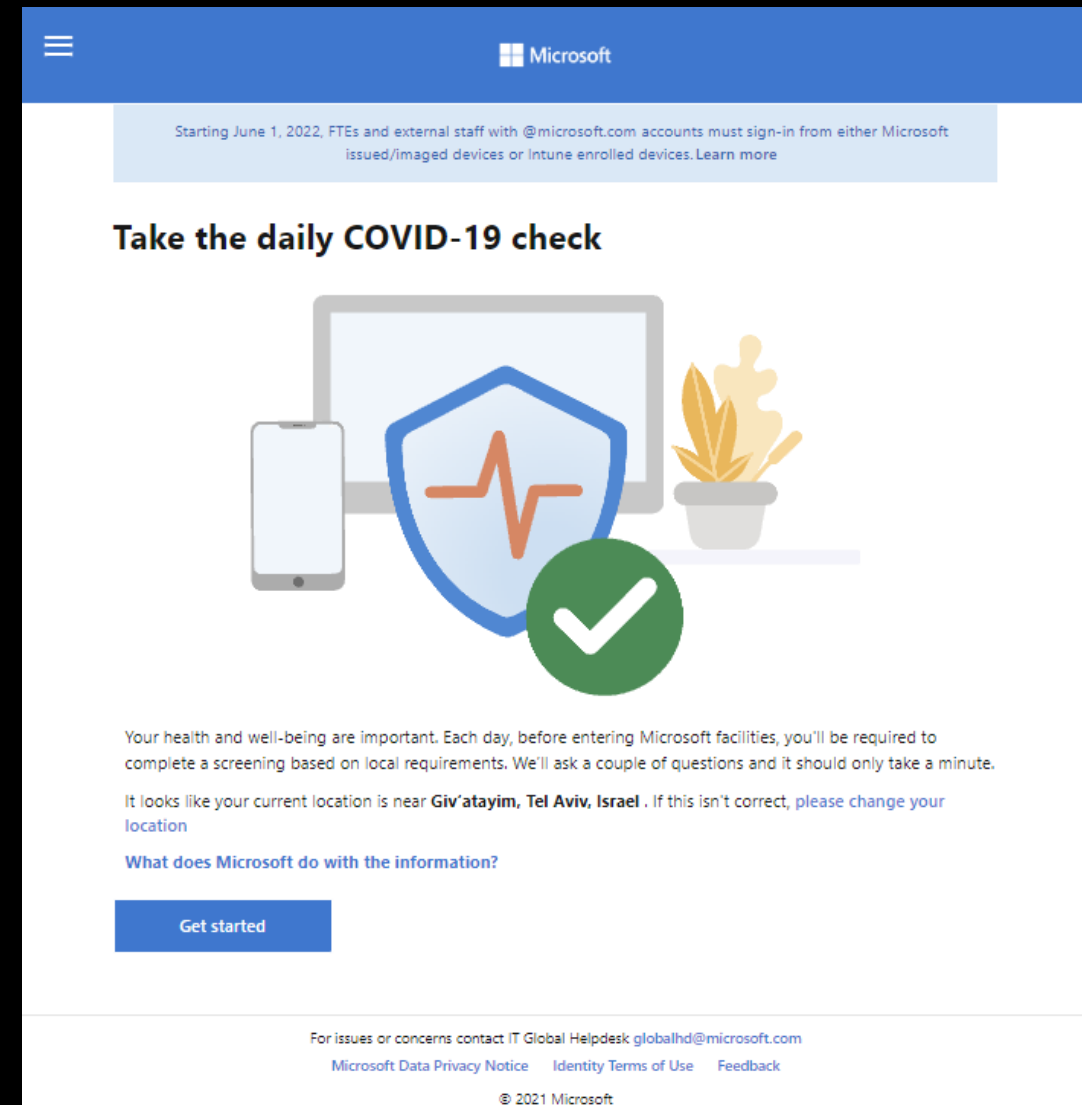
Make sure AI-generated content is accurate and appropriate before using. [See terms](#)

Source:
@RezaDorrani

@mbrg0

#SECTORCA@SecTorCA

COVID health check app by Microsoft



The screenshot shows the Microsoft COVID-19 health check app interface. At the top, there is a blue header with the Microsoft logo and a hamburger menu icon. Below the header, a light blue banner contains the text: "Starting June 1, 2022, FTEs and external staff with @microsoft.com accounts must sign-in from either Microsoft issued/imaged devices or Intune enrolled devices. Learn more". The main heading is "Take the daily COVID-19 check". Below this is an illustration featuring a laptop, a smartphone, a shield with a red heartbeat line, and a green checkmark in a circle. The text below the illustration reads: "Your health and well-being are important. Each day, before entering Microsoft facilities, you'll be required to complete a screening based on local requirements. We'll ask a couple of questions and it should only take a minute." It also states: "It looks like your current location is near **Giv'atayim, Tel Aviv, Israel**. If this isn't correct, [please change your location](#)". A link "What does Microsoft do with the information?" is also present. A blue "Get started" button is located at the bottom of the main content area. The footer contains contact information for IT Global Helpdesk, links to Microsoft Data Privacy Notice, Identity Terms of Use, and Feedback, and a copyright notice for 2021 Microsoft.

<https://aka.ms/healthcheck>



Product launch management

* This is an example of a business-critical app built by a citizen developer. We did not search for or identify any security vulnerabilities in this app.

<https://www.microsoft.com/insidetrack/blog/how-citizen-developers-modernized-microsoft-product-launches/>

Financial risk management

- Facilitates the process of credit assignment
- Determines whether or not a person is assigned credit
- Streamlines risk assessment and decision-making

**Your business is already there, it's time
for security to keep up.**



Is this actually being used?

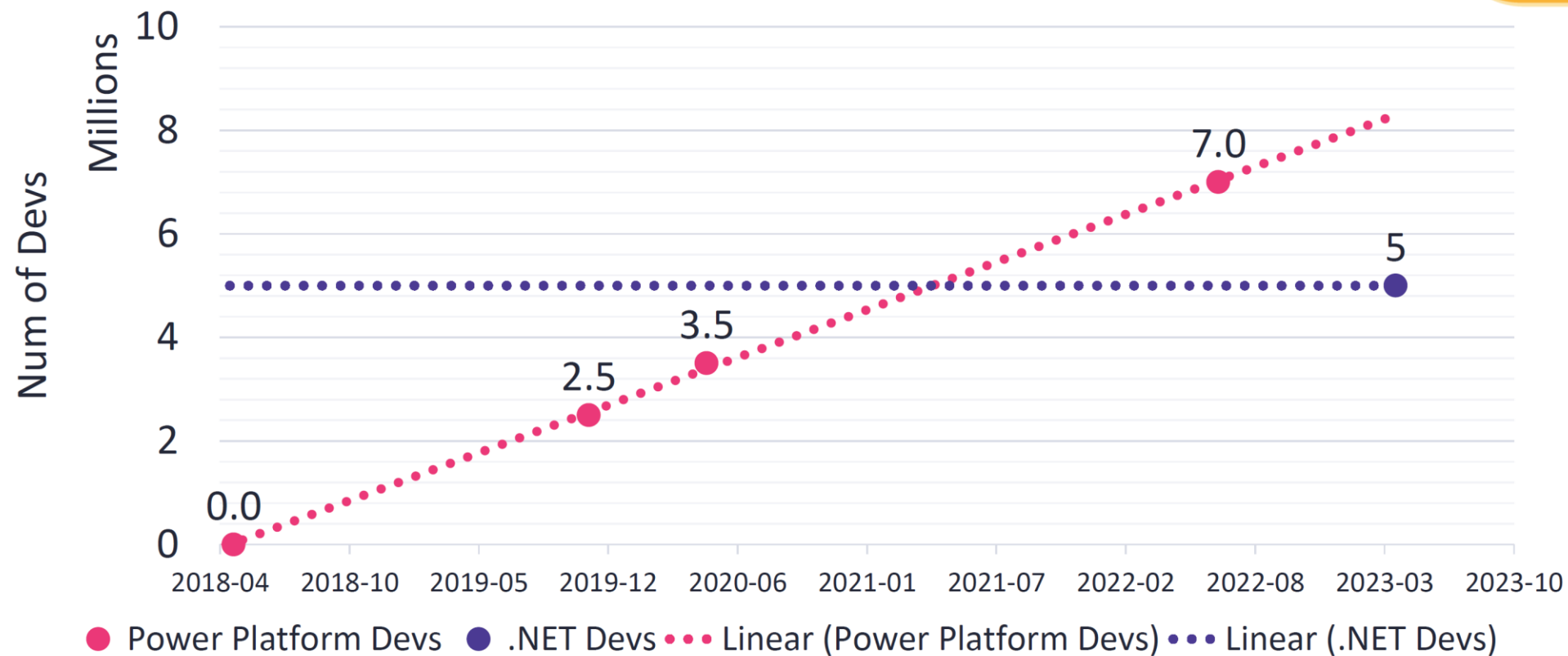


*Credential
Sharing as a
Service: The Dark
Side of No Code*

Michael Bargury
RSAC 2023

~8M active Power devs today!

More MSFT low-code devs than .NET devs, today!



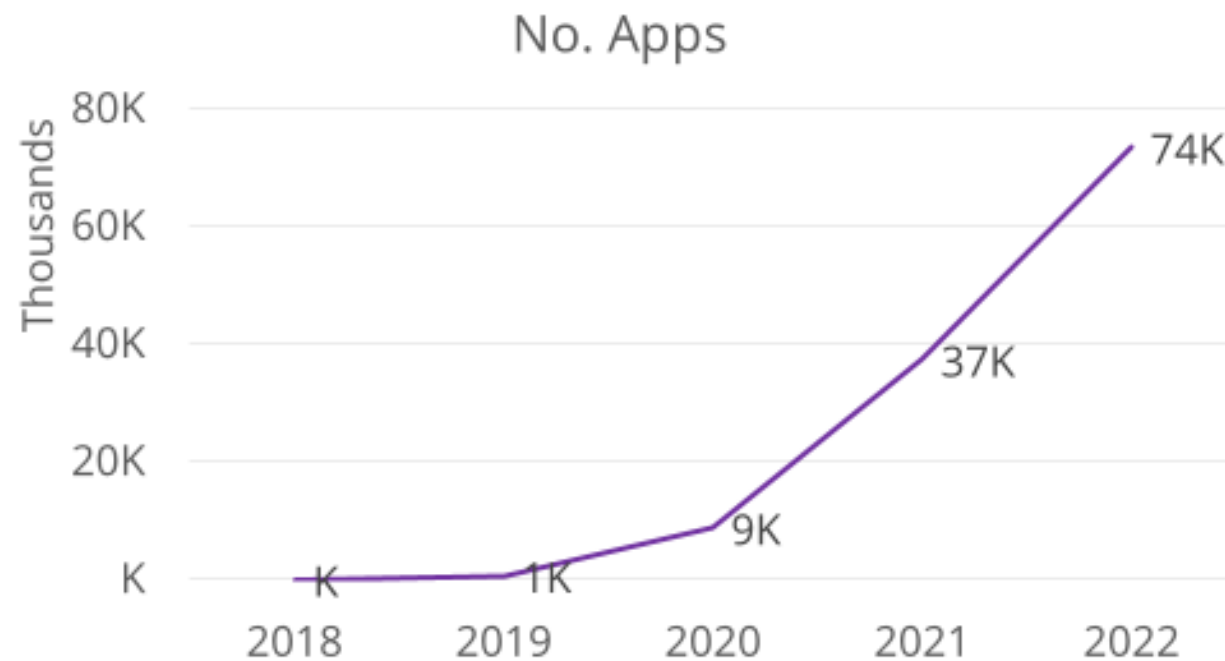
Sources: Microsoft Build 2018, Ignite 2019, Build 2020, Protocol 2022

*Credential
Sharing as a
Service: The Dark
Side of No Code*

Michael Bargury
RSAC 2023

A single F500 organization

Exponential Growth in Business Development



@mbrg0

Michael Bargury
BSidesSF 2023

@mbrg0

#SECTORCA @SecTorCA

Recap: You can't opt out of citizen development

- The next big productivity boost (Excel-level impact)
- Powers critical business workflows, predicted to power 70% of enterprise apps by 2025
- Available on every major enterprise, yours too
- Millions of new (business) developers and growing fast



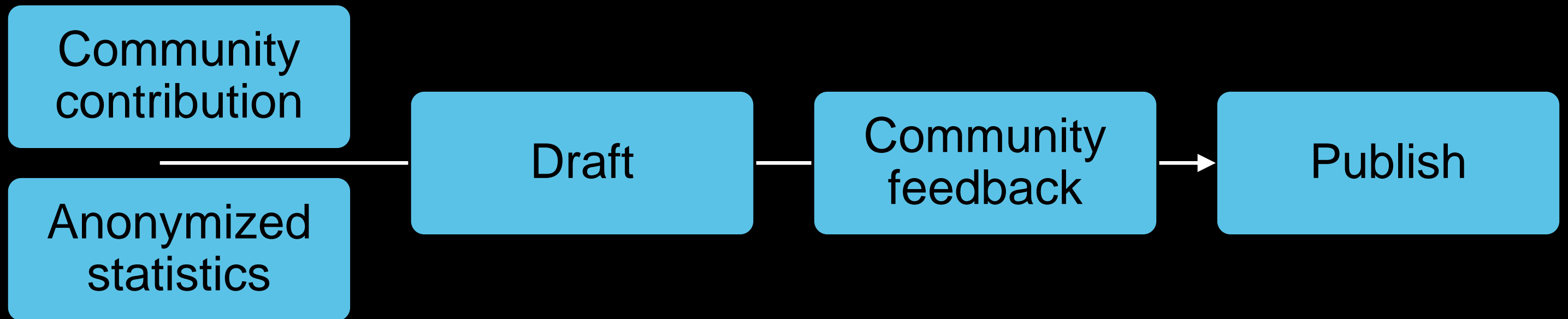
What could go wrong?

OWASP LCNC Top 10

- LCNC-SEC-01: Account Impersonation
- LCNC-SEC-02: Authorization Misuse
- LCNC-SEC-03: Data Leakage and Unexpected Consequences
- LCNC-SEC-04: Authentication and Secure Communication Failures
- LCNC-SEC-05: Security Misconfiguration
- LCNC-SEC-06: Injection Handling Failures
- LCNC-SEC-07: Vulnerable and Untrusted Components
- LCNC-SEC-08: Data and Secret Handling Failures
- LCNC-SEC-09: Asset Management Failures
- LCNC-SEC-10: Security Logging and Monitoring Failures



Methodology loop



>1M apps and automations
>8M credentials

Ty to all collaborations and contributors!




Real-world stories



Story #1 – employee onboarding


Start from



Blank app

Create an app from scratch and then add your data


[Watch video](#)



Dataverse

Start from a Dataverse table to create a three-screen app


[Watch video](#)



SharePoint

Start from a SharePoint list to create a three-screen app


[Watch video](#)



Excel

Start from an Excel file to create a three-screen app


[Watch video](#)



SQL


Start from a SQL data source to create a three-screen-app

[Watch video](#)



Image

Upload an image of an app and we'll convert it into an app





Home

Create

Learn

Apps

Tables

Connections

Solutions

Flows

More

Power Platform

Ask a virtual agent

Start from



Blank app

Create an app from scratch and then add your data

[Watch video](#)



Dataverse

Start from a Dataverse table to create a three-screen app

[Watch video](#)



SharePoint

Start from a SharePoint list to create a three-screen app

[Watch video](#)



Excel

Start from an Excel file to create a three-screen app



SQL

Start from a SQL data source to create a three-screen-app



Image

Upload an image of an app and we'll convert it into an app



Fill 

Tree view

Screens Components

+ New screen

- App
 - Screen1
 - Label2_4
 - TextInput1_5
 - Textinput_1
 - LblAppName3_1
 - IconAccept1_1
 - IconCancel1_1
 - Label2_3

Employee onboarding form

Full legal name

Address

Date of birth

Personal email


Phone number

Social Security Number

SCREEN ?


Screen1

Properties Advanced Ideas

Fill 

Background image


Image position



Data

Search

+ Add data ▾

 Sensitive Inputs
Microsoft Dataverse - Current environm...

Employee onboarding form

Full legal name

Address

Date of birth

Personal email

Phone number

Social Security Number

SCREEN ?


Screen1

Properties | Advanced | Ideas

Fill

Background image


Image position



Data

Search

+ Add data ▾

 Sensitive Inputs
Microsoft Dataverse - Current environm...

(x)

🔧

🔍

⚙️

🔧

Employee onboarding form

Full legal name

Address

Date of birth

Personal email

Phone number

Social Security Number

SCREEN ?


Screen1

Properties | Advanced | Ideas

Fill

Background image ▾

Image position ▾



Data

Search

+ Add data

Sensitive Inputs
Microsoft Dataver:

Navigation icons: Home, Layers, Add, Data, Recent, Connectors, AI Builder, Search, Settings, Refresh

Microsoft Power Platform

The low code platform that spans Microsoft 365, Azure, Dynamics 365, and standalone apps.

- Power BI**
Business analytics
- Power Apps**
App development
- Power Automate**
Process automation
- Power Virtual Agents**
Intelligent virtual agents
- Power Pages**
External-facing websites

- Data connectors**
- AI Builder**
- Dataverse**

Navigation icons: Back, Forward

Ideas

None

Fit

- Home
- Approvals
- My flows
- Create
- Templates
- Connectors
- Data
- Monitor
- AI Builder
- Process mining
- Solutions
- Learn

Update Employee Info in HR system

Undo Redo Comments Save Flow checker Test

When a row is added, modified or deleted

Send email (V2)

To: hrorg@cloudcore.com

Subject: New Employee Update info

Body: SSN x Contact x Email x Address x Employee Name x

Attachments Name - 1: Title of the attachment.

Attachments Content - 1: Body of the attachment.

Attachments Content - 2: Type of content in the attachment.

+ Add new item

Show advanced options

+ New step Save

Ask a chatbot



Employee onboarding – findings

Employee onboarding form



Full legal name

Address

Date of birth

Personal email

Phone number

Social Security Number



Save



Tables

Recommended Custom All

Table	Name	Type	Managed	Customizable	Tags
Account	account	Standard	Yes	Yes	Core
Address	customeraddress	Standard	Yes	Yes	Standard
AppFlow Relation	cr6e4_appflowrel...	Standard	No	Yes	Custom
Appointment	appointment	Activity	Yes	Yes	Productivit
asjs	cr6e4_asjs	Standard	No	Yes	
Attachment	activitymimeatta...	Standard	Yes	Yes	



Position	position	Standard	Yes	Yes	System
Query	cr6e4_querytest	Standard	No	Yes	Custom
Recurring Appointment	recurringappoint...	Activity	Yes	Yes	Standard
res	cr6e4_res	Standard	No	Yes	Custom
<input checked="" type="checkbox"/> Sensitive Input	cr6e4_sensitivein...	Standard	No	Yes	Custom
table_for_app_with_im...	cr6e4_table_for_...	Standard	No	Yes	Custom
Task	task	Activity	Yes	Yes	Productivit
Team	team	Standard	Yes	Yes	System
Team template	teamtemplate	Standard	Yes	Yes	
tiv	cr6e4_tiv	Standard	No	Yes	
User	systemuser	Standard	Yes	Yes	Standard



Sensitive Inputs ✎

Data saved

	Employee Name * ↑ ▾	SSN ▾	Address ▾	Contact ▾	+19 more ▾ +
	Jamie Reading	209-97-1111	jamier@zenitydemo.OnMicrosoft...		
	Brooklyn Gonzalez	209-97-9876	brooklynd@zenitydemo.OnMicros...		
	Henry Mitchell	209-97-0987	henryd@zenitydemo.OnMicrosoft...		
	Savannah Perez	209-97-7890	savannahp@zenitydemo.OnMicro...		
	Ella Gonzalez	209-97-9876	ellaq@zenitydemo.OnMicrosoft.c...		
	Riley Mitchell	209-97-0987	rileyp@zenitydemo.OnMicrosoft.c...		
	Nathan Perez	209-97-7890	nathanh@zenitydemo.OnMicroso...		
	Daniel Martin	209-97-6789	danielm@zenitydemo.OnMicrosof...		
	Layla Gonzalez	209-97-9876	laylam@zenitydemo.OnMicrosoft		



Employee onboarding – findings

- Data accessible to all (Authorization Misuse)



Employee onboarding – findings

- Data accessible to all (Authorization Misuse)
- Sensitive data in plain text (Data and Secret Handling Failures)



Employee onboarding form

Full legal name	<input type="text" value="Daniel Wood"/>
Address	<input type="text" value="New York 3rd street"/>
Date of birth	<input type="text" value="11 Jan 1990"/>
Personal email	<input type="text" value="Danielw124@gmail.com"/>
Phone number	<input type="text" value="202-555-0117"/>
Social Security Number	<input type="text" value="78-05-1120"/>



Save



- Home
- Approvals
- My flows
- Create
- Templates
- Connectors
- Data
- Monitor
- AI Builder
- Process mining
- Solutions
- Learn

When a row is added, modified or deleted

Send email (V2)

To: hrorg@cloudcore.com

Subject: New Employee Update info

Body: SSN, Contact, Email, Address, Employee Name

Attachments Name - 1: Title of the attachment.

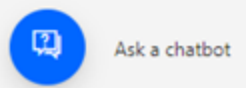
Attachments Content - 1: Body of the attachment.

Attachments Content - 1: Type of content in the attachment.

+ Add new item

Show advanced options

+ New step Save



- Home
- Approvals
- My flows
- Create
- Templates
- Connectors
- Data
- Monitor
- AI Builder
- Process mining
- Solutions
- Learn

Update Employee Info in HR system • Ran at 8/7/2023 7:40:51 PM

Your flow ran successfully.

When a row is added, modified or deleted

INPUTS Show raw input

Change type: 4

Table name: cr6e4_sensitiveinput

Scope: 4

OUTPUTS Show raw output

```
body
{
  "cr6e4_name": "Daniel Wood",
  "_modifiedby_value": "b3671a7c-c17d-ec11-8d21-000d3a2f76f7",
  "_modifiedby_value@Microsoft.Dynamics.CRM.lookuplogicalname": "systemusers",
  "_modifiedby_type": "systemusers",
  "cr6e4_ssn": "78051120",
  "createdon": "2023-08-07T16:40:48Z",
  "ItemInternalId": "f1ef4327-4135-ee11-bdf4-6045bd8f7e0b",
  "SdkMessage": "Create"
}
```

Connection: zivh@zenitystage.com

When a row is added, modified or deleted

When a row is added, modified or deleted

```
{
  "headers": {
    "Expect": "100-continue",
    "Host": "prod-52.westeurope.logic.azure.com",
    "x-ms-correlation-request-id": "d7b3daa4-0bba-4724-918b-4523e1bb2e75",
    "x-ms-client-request-id": "d7b3daa4-0bba-4724-918b-4523e1bb2e75",
    "x-ms-user-id": "7cb2f429-a54a-46c3-8e4f-df3a3032f249",
    "Content-Length": "1258",
    "Content-Type": "application/json"
  },
  "body": {
    "cr6e4_email": "daniellds@gmail.com",
    "_owningbusinessunit_value": "edfdf52a-e501-ec11-94ee-002248800bc",
    "_owningbusinessunit_value@Microsoft.Dynamics.CRM.lookuplogicalname": "businessunits",
    "_owningbusinessunit_type": "businessunits",
    "statecode": 0,
    "_statecode_label": "Active",
    "cr6e4_sensitiveinputid": "f1ef4327-4135-ee11-bdf4-6045bd8f7e0b",
    "statuscode": 1,
    "_statuscode_label": "Active",
    "cr6e4_contact": "202-555-0117",
    "_createdby_value": "b3671a7c-c17d-ec11-8d21-000d3a2f76f7",
    "_createdby_value@Microsoft.Dynamics.CRM.lookuplogicalname": "systemuser",
    "_createdby_type": "systemusers",
    "cr6e4_dateofbirth": "10.10.1990",
    "_ownerid_value": "b3671a7c-c17d-ec11-8d21-000d3a2f76f7",
    "_ownerid_value@Microsoft.Dynamics.CRM.lookuplogicalname": "systemuser",
    "_ownerid_type": "systemusers",
    "modifiedon": "2023-08-07T16:40:48Z",
    "cr6e4_address": "116 E 60TH ST NEW YORK USA",
    "cr6e4_name": "Daniel Wood",
    "_modifiedby_value": "b3671a7c-c17d-ec11-8d21-000d3a2f76f7",
    "_modifiedby_value@Microsoft.Dynamics.CRM.lookuplogicalname": "systemuser",
    "_modifiedby_type": "systemusers",
    "cr6e4_ssn": "78051120",
    "createdon": "2023-08-07T16:40:48Z",
    "ItemInternalId": "f1ef4327-4135-ee11-bdf4-6045bd8f7e0b",
    "SdkMessage": "Create",
    "RunAsSystemUserId": "b3671a7c-c17d-ec11-8d21-000d3a2f76f7"
  }
}
```



- Home
- Approvals
- My flows
- Create
- Templates
- Connectors
- Data
- Monitor
- AI Builder
- Process mining
- Solutions
- Learn

← Update Employee Info in HR system

Edit

Owners

Adding an owner gives them full control of this flow, so make sure you only share with people you trust. They'll be able to add or remove other users as owners, access the run history, and can update, edit or delete this flow. [Learn more](#)

Add a user or group as owner

Enter names, emails, or user groups




	Ziv Hagbi	
	HR-All	

Embedded connections

Everyone listed as an owner will have access to all these connections and will only be able to use them in this flow. [Learn more](#)

Connections in use

Connections listed are actively being used in this flow. [Manage connections](#)

	zivh@zenitystage.com Microsoft Dataverse	
	maortzury@gmail.com Gmail	



Employee onboarding – findings

- Data accessible to all (Authorization Misuse)
- Sensitive data in plain text (Data and Secret Handling Failures)
- Sensitive data written to logs (Data Leakage)

```
"body": {
  "cr6e4_email": "daniellds@gmail.com",
  "_owningbusinessunit_value": "edfdf52a-e501-ec11-94ee-0022488300bc",
  "_owningbusinessunit_value@Microsoft.Dynamics.CRM.lookuplogicalname": "bu",
  "_owningbusinessunit_type": "businessunits",
  "statecode": 0,
  "_statecode_label": "Active",
  "cr6e4_sensitiveinputid": "f1ef4327-4135-ee11-bdf4-6045bd8f7e0b",
  "statuscode": 1,
  "_statuscode_label": "Active",
  "cr6e4_contact": "202-555-0117",
  "_createdby_value": "b3671a7c-c17d-ec11-8d21-000d3a2f76f7",
  "_createdby_value@Microsoft.Dynamics.CRM.lookuplogicalname": "systemuser",
  "_createdby_type": "systemusers",
  "cr6e4_dateofbirth": "10.10.1990",
  "_ownerid_value": "b3671a7c-c17d-ec11-8d21-000d3a2f76f7",
  "_ownerid_value@Microsoft.Dynamics.CRM.lookuplogicalname": "systemuser",
  "_ownerid_type": "systemusers",
  "modifiedon": "2023-08-07T16:40:48Z",
  "cr6e4_address": "116 E 60TH ST NEW YORK USA",
  "cr6e4_name": "Daniel Wood",
  "_modifiedby_value": "b3671a7c-c17d-ec11-8d21-000d3a2f76f7",
  "_modifiedby_value@Microsoft.Dynamics.CRM.lookuplogicalname": "systemuser",
  "_modifiedby_type": "systemusers",
  "cr6e4_ssn": "78051120",
  "createdon": "2023-08-07T16:40:48Z",
  "ItemInternalId": "f1ef4327-4135-ee11-bdf4-6045bd8f7e0b",
  "SdkMessage": "Create",
  "RunAsSystemUserId": "b3671a7c-c17d-ec11-8d21-000d3a2f76f7",
  "RowVersion": "12774383"
```




Employee onboarding – findings

- Data accessible to all (Authorization Misuse)
- Sensitive data in plain text (Data and Secret Handling Failures)
- Sensitive data written to logs (Data Leakage)








Story #2 – productivity sync



- Home
- Approvals
- My flows**
- Create
- Templates
- Connectors
- Data
- Monitor
- AI Builder
- Process mining

 When a new email arrives (V3)  



 Send email (V2)  

* To
 Kris Smith 

Subject
 Subject 

Body
Font  12           
 Body 


Attachments  Attachments  



Productivity sync – findings

Productivity sync – findings

- Business data to personal account (Data Leakage)




```
OnSelect = fx SyncOutlookhistorytoGmail.Run(NumberInput,EmailInput)
```

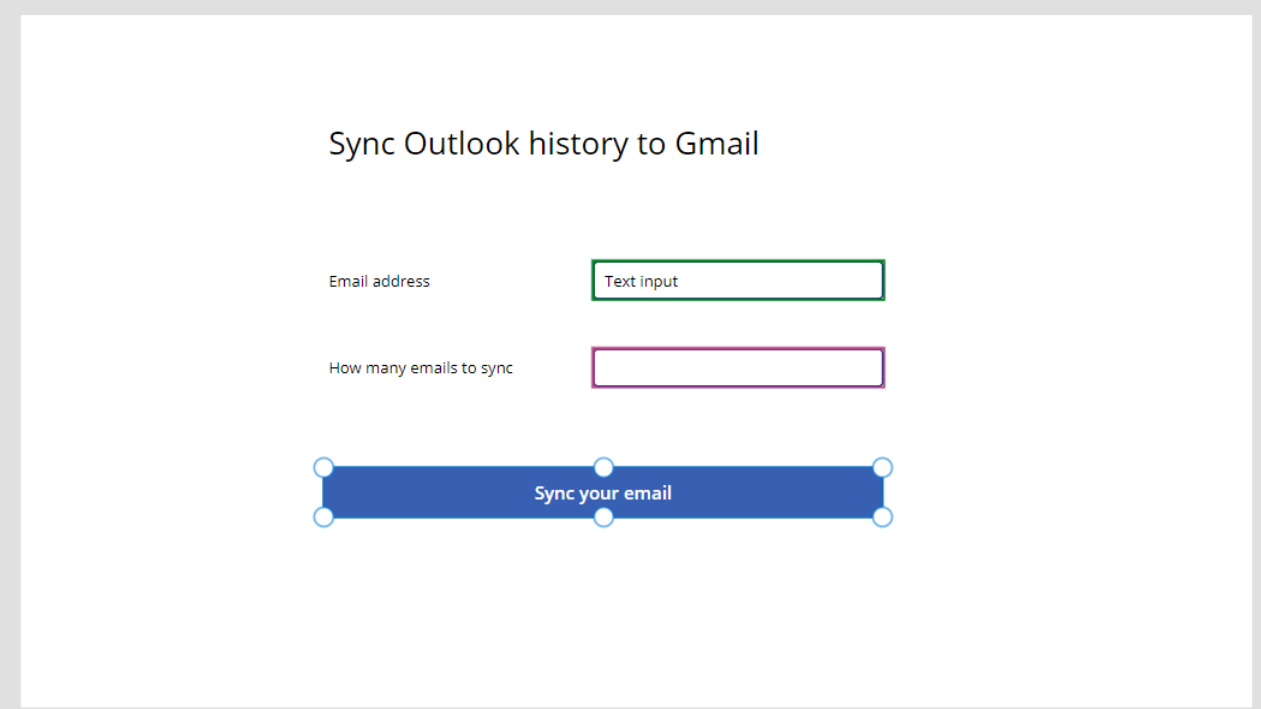
Power Automate

Search

+ Add flow

In your app

- Sync Outlook history to Gmail SyncOutlookhistorytoGmail



BUTTON ?

Button1

Properties **Advanced** Ideas

Search for a property ...

ACTION

OnSelect

```
SyncOutlookhistorytoGmail.Run  
(NumberInput,EmailInput)
```

DATA

Text

"Sync your email"

Tooltip

""





Sync Outlook history to Gmail

Email address

How many emails to sync

Sync your email



- Home
- Approvals
- My flows**
- Create
- Templates
- Connectors
- Data
- Monitor
- AI Builder
- Process mining
- Solutions
- Learn

PowerApps (V2)




Get last X emails with attachments



For each email

* Select an output from previous steps
value x

Send email to myself

* To: MyEmailAddress x
Subject: Subject x
Body:
Font: 12 **B** *I* U 



Power Apps Search

- Home
- Create
- Learn
- Apps**
- Tables
- Flows
- Chatbots
- AI models
- Solutions
- Cards
- Choices
- Connections
- Dataflows
- More

Share Set up your email sync

Add people as Users and Co-owners to your app. Make sure your data connections have been shared with all users.

- EC** Everyone in CloudCore

KS Kris Smith
Owner

Apps > Set up your email sync

Details Versions Connections

Owner
Kris Smith

Description
Not provided

Created
8/8/2023, 1:34:51 AM

Modified
8/8/2023, 1:34:51 AM

Web link
<https://apps.powerapps.com/p/5594523476b3&sourcetime=2>

Mobile QR code



Email message

Let colleagues know what your app does and how it can help them.

Include an image

Add an image to the email to showcase what your app looks like. Tip: Use an image that is 4:3 aspect ratio and smaller than 1MB.

Choose a file to upload or drag and drop it here.

Upload

Select or add a user to set their permissions



Send an email invitation to new users

Power Apps Search

Home Create Learn Apps Tables Flows Chatbots AI models Solutions Cards Choices Connections Dataflows More

Apps > Set up your email sync

Edit Play Share

Details Versions Connections

Owner
Kris Smith


Description
Not provided

Created
8/8/2023, 1:34:51 AM

Modified
8/8/2023, 1:34:51 AM

Web link
<https://apps.powerapps.com/p/5594523476b3&sourcetime=2>

Mobile QR code




Share Set up your email sync


Add people as Users and Co-owners to your app. Make sure your data connections have been shared with all users.

Enter a name, email address, or Everyone

New users

-  Everyone in CloudCore User

Shared with Sort by Name




-  Kris Smith Owner

Choose a file to upload or drag and drop it here. Upload


Everyone in CloudCore
Everyone can use this app.
ⓘ An organization can't edit or share apps.

Co-owner
Can use, edit, share app but not delete or change owner.

Data permissions ⓘ
Make sure your users have access to the data used in your app, including gateways, APIs, connectors, and tables.

-  Logic flows
-  Office 365 Outlook
-  Gmail

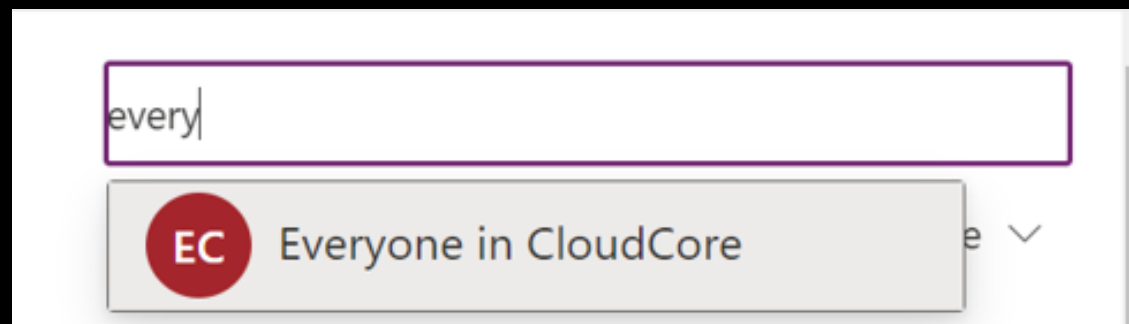
Send an email invitation to new users



Productivity sync – findings

- Data Business data to personal account (Data Leakage)
- Share with Everyone (Authorization Misuse)

Everyone means **EVERYONE**, including guests by-default

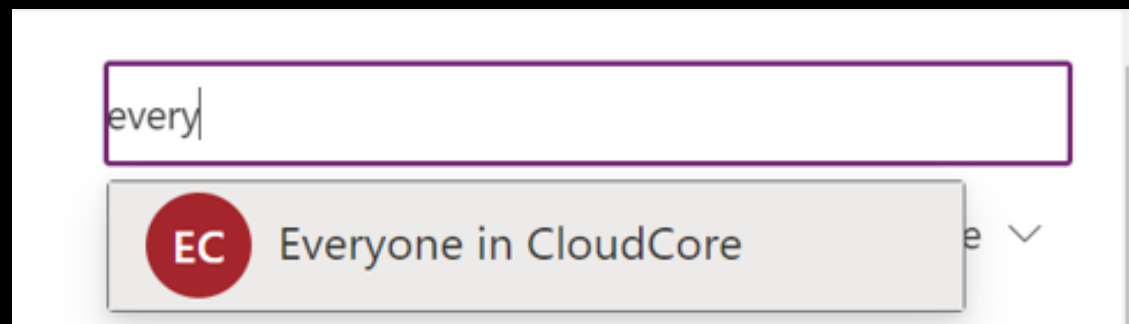


Productivity sync – findings

- Data Business data to personal account (Data Leakage)
- Share with Everyone (Authorization Misuse)

Everyone means EVERYONE, including guests by-default

Check out the talk *All You Need Is Guest* for an attacker's perspective!



Almost there ...

Set up your email sync needs your permission to use the following. Please allow the permissions to proceed.



Office 365 Outlook
admin@zenitystage.com
Signed in [View permissions](#)

Switch account



Gmail
maortzury@gmail.com
Signed in

Switch account

Allow

Don't Allow



Sync Outlook history to Gmail

Email address


How many emails to sync

Sync your email






- Home
- Approvals
- My flows**
- Create
- Templates
- Connectors
- Data
- Monitor
- AI Builder
- Process mining
- Solutions
- Learn



← Sync Outlook history to Gmail • Ran at 8/8/2023 1:48:09 AM 🔄 Resubmit ✖ Cancel ✎ Edit 🔗 Help





- Home
- Approvals
- My flows**
- Create
- Templates
- Connectors
- Data
- Monitor
- AI Builder
- Process mining
- Solutions
- Learn

← Sync Outlook history to Gmail • Ran at 8/8/2023 1:48:09 AM  Resubmit  Cancel  Edit

↓

 For each email 5s 

< Previous < Previous failed Show of 5 Next failed > Next >

 Send email to myself 1s 

INPUTS [Show raw inputs >](#)

To

Subject
Admin Admin1 has shared the Weekly Timesheet app with you

Body

```
<p><html lang="en" style="min-height:100%; background:#ffffff"><head><meta http-equiv="Content-Type" content="text/html; charset=utf-8"><!--@media only screen and (max-width: 640px) {wrap-dangler
```



Productivity sync – findings

- Data Business data to personal account (Data Leakage)
- Share with Everyone (Authorization Misuse)
- Personal data leaks to logs (Data Leakage)



Almost there ...

Set up your email sync needs your permission to use the following. Please allow the permissions to proceed.



Office 365 Outlook
admin@zenitystage.com
Signed in [View permissions](#)

Switch account



Gmail
maortzury@gmail.com
Signed in

Switch account

Allow

Don't Allow



Phishing made easy

Can we fool users to create connections for us?

- Set up a bait app that does something useful
- Generate connections on-the-fly
- Fool users to use it
- Pwn their connection (i.e. account)

Account takeover

*Low Code High Risk:
Enterprise Domination via
Low Code Abuse*

Michael Bargury
DEFCON 30

Check out [power-pwn](#)
on GitHub!

Productivity sync – findings

- Data Business data to personal account (Data Leakage)
- Share with Everyone (Authorization Misuse)
- Personal data leaks to logs (Data Leakage)



Story #3 – self-service

What happens when a maker leaves the org?

What happens when a maker leaves the org?

- Asset Management Failures

My Management App

My Employees

Kris Smith

Get Access

This app allows you as a manager to take access employee Apps, including employees who have left the organization and reassign them.



- Home
- Approvals
- My flows
- Create
- Templates
- Connectors
- Data
- Monitor
- AI Builder
- Process mining
- Solutions
- Learn

Get Access to Employee Apps

Undo Redo Comments Save Flow checker Test

PowerApps (V2)

Email

+ Add an input

Get Apps

Apply to each 2

Apply to each 3

+ New step Save



- Home
- Approvals
- My flows
- Create
- Templates
- Connectors
- Data
- Monitor
- AI Builder
- Process mining
- Solutions
- Learn

Get Access to Employee Apps

Undo Redo Comments Save Flow checker Test

PowerApps (V2)

Email

+ Add an input

Get Apps

Apply to each

Apply to each

Apply to each 3

*Select an output from previous steps

value x

Apply to each

*Select an output from previous steps

value x email x

Set App Owner

*Environment Name properties/envi... x

*PowerApp Name name x

API Version 2016-11-01

Content Type application/json

Role For Old App Owner CanView

New PowerApp Owner email x

Add an action



- Home
- Approvals
- My flows
- Create
- Templates
- Connectors
- Data
- Monitor
- AI Builder
- Process mining
- Solutions
- Learn

Get Access to Employee Apps

Undo Redo Comments Save Flow checker Test

PowerApps (V2)

Email

+ Add an input

Get Apps

Apply to each

Apply to each

Apply to each 3

*Select an output from previous steps

value x

Apply to each

*Select an output from previous steps

value x email x

Set App Owner

properties/env... x

*PowerApp Name name x

API Version 2016-11-01

Content Type application/json

Role For Old App Owner CanView

New PowerApp Owner email x

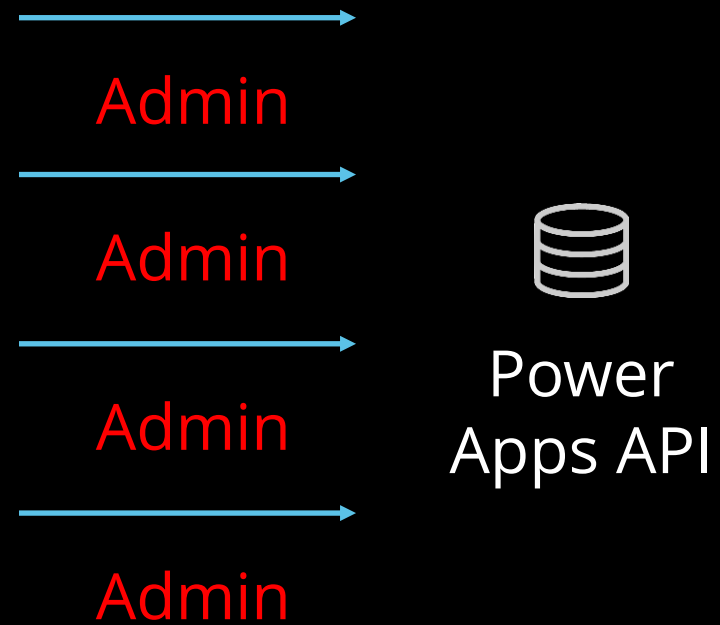
Add an action



Self-service – findings

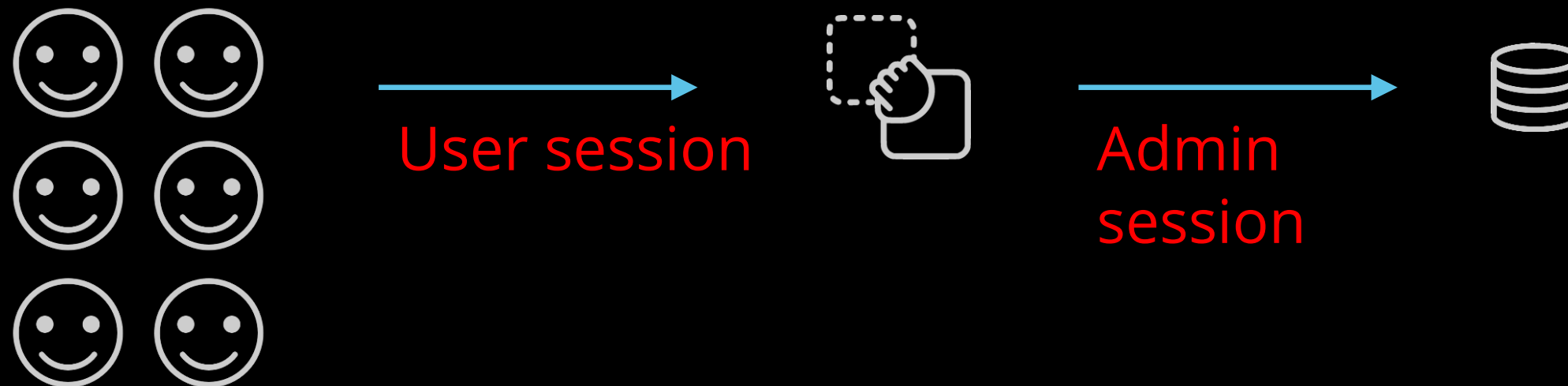
Self-service – findings

SOC Panics!



Self-service – findings

- App embedded with admin ID (Account Impersonation)



My Management App

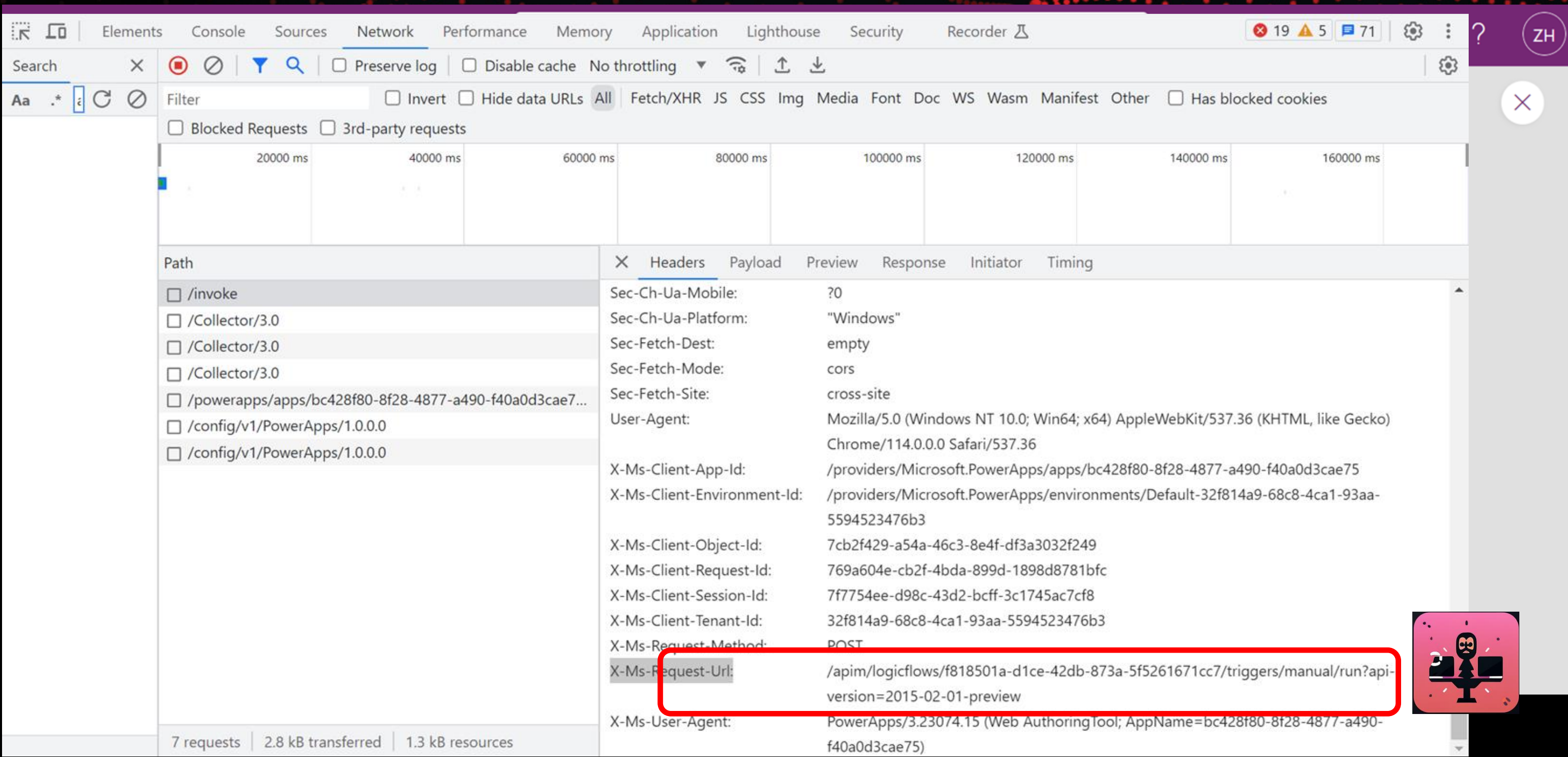
My Employees

Kris Smith

Get Access

This app allows you as a manager to take access employee Apps, including employees who have left the organization and reassign them.





The screenshot shows the Chrome DevTools Network tab. The top navigation bar includes Elements, Console, Sources, Network (selected), Performance, Memory, Application, Lighthouse, Security, and Recorder. The Network panel shows a list of requests with a timeline above. The selected request is a POST to `/apim/logicflows/f818501a-d1ce-42db-873a-5f5261671cc7/triggers/manual/run?api-version=2015-02-01-preview`. The headers for this request are displayed in the right pane.

Path	Headers	Payload	Preview	Response	Initiator	Timing
<input type="checkbox"/> /invoke	Sec-Ch-Ua-Mobile: ?0					
<input type="checkbox"/> /Collector/3.0	Sec-Ch-Ua-Platform: "Windows"					
<input type="checkbox"/> /Collector/3.0	Sec-Fetch-Dest: empty					
<input type="checkbox"/> /Collector/3.0	Sec-Fetch-Mode: cors					
<input type="checkbox"/> /powerapps/apps/bc428f80-8f28-4877-a490-f40a0d3cae7...	Sec-Fetch-Site: cross-site					
<input type="checkbox"/> /config/v1/PowerApps/1.0.0.0	User-Agent: Mozilla/5.0 (Windows NT 10.0; Win64; x64) AppleWebKit/537.36 (KHTML, like Gecko) Chrome/114.0.0.0 Safari/537.36					
<input type="checkbox"/> /config/v1/PowerApps/1.0.0.0	X-Ms-Client-App-Id: /providers/Microsoft.PowerApps/apps/bc428f80-8f28-4877-a490-f40a0d3cae75					
	X-Ms-Client-Environment-Id: /providers/Microsoft.PowerApps/environments/Default-32f814a9-68c8-4ca1-93aa-5594523476b3					
	X-Ms-Client-Object-Id: 7cb2f429-a54a-46c3-8e4f-df3a3032f249					
	X-Ms-Client-Request-Id: 769a604e-cb2f-4bda-899d-1898d8781bfc					
	X-Ms-Client-Session-Id: 7f7754ee-d98c-43d2-bcff-3c1745ac7cf8					
	X-Ms-Client-Tenant-Id: 32f814a9-68c8-4ca1-93aa-5594523476b3					
	X-Ms-Request-Method: POST					
	X-Ms-Request-Url: /apim/logicflows/f818501a-d1ce-42db-873a-5f5261671cc7/triggers/manual/run?api-version=2015-02-01-preview					
	X-Ms-User-Agent: PowerApps/3.23074.15 (Web Authoring Tool; AppName=bc428f80-8f28-4877-a490-f40a0d3cae75)					

7 requests | 2.8 kB transferred | 1.3 kB resources



My Management App

Elements Console Sources Network Performance Memory Application Lighthouse Security Recorder 19 5 71

Search X [stop] [filter] [search] [checkbox] Preserve log [checkbox] Disable cache No throttling [dropdown] [wifi] [upload] [download] [gear]

Aa .* [refresh] [stop] Filter [input] [checkbox] Invert [checkbox] Hide data URLs All Fetch/XHR JS CSS Img Media Font Doc WS Wasm Manifest Other

Has blocked cookies Blocked Requests 3rd-party requests

500 ms 1000 ms 1500 ms 2000 ms 2500 ms 3000 ms 3500 ms 4000 ms 4500 ms

Path X Headers Payload Preview Response Initiator Timing

- /invoke
- /Collector/3.0

▼ Request Payload view source

```
{email: "zivh@cloudcore.com"}  
email: "zivh@cloudcore.com"
```

2 requests | 1.4 kB transferred | 0 B resources



Self-service – findings

- App embedded with admin ID (Account Impersonation)
- IDOR (Injection handling failures)



Self-service – findings

- App embedded with admin ID (Account Impersonation)
- IDOR (Injection handling failures)



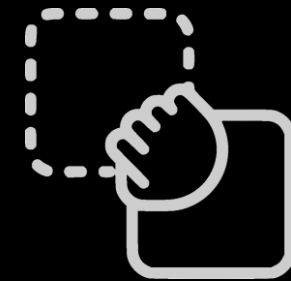
Story #4 – customer care

The Customer Care team at a large eCommerce company wanted to improve customer service.

Goal: improve customer service

Method: build an app that lets relevant company employees view customer support history and latest purchases

Challenge: employees don't have permissions to the customer database



Customer
care app

My Tickets

🔄 ↕

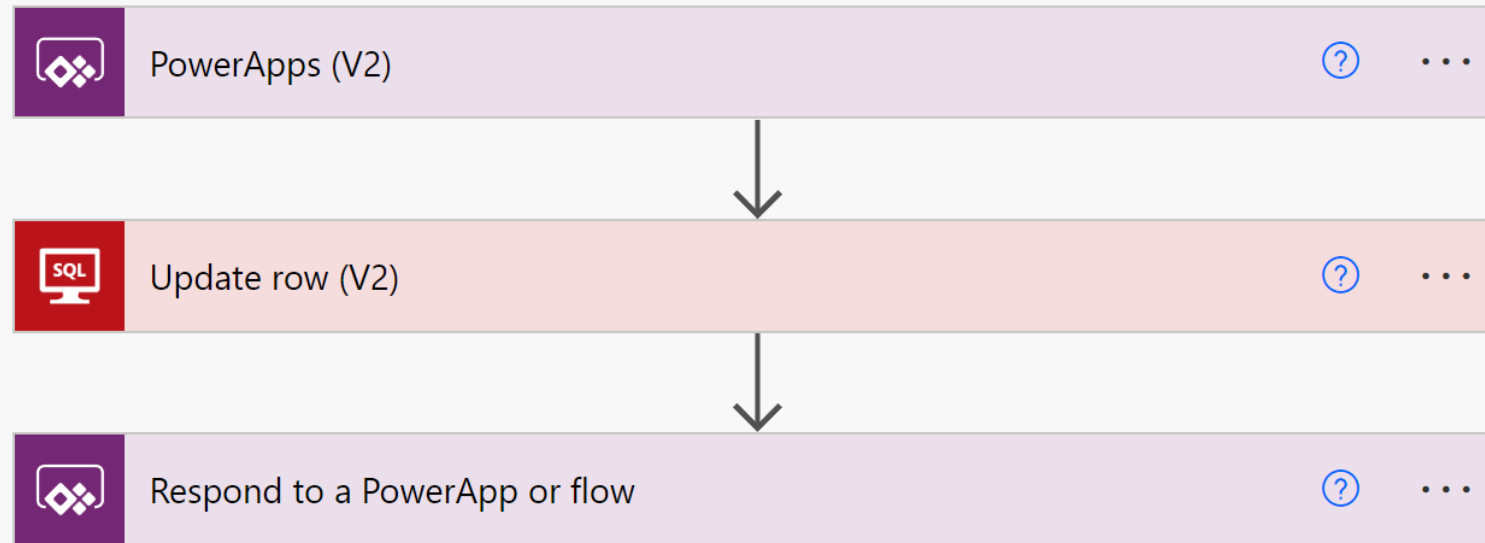
🔍 Search items

DataSync Aria Bell High	>
GlobalWid. Bill heb High	>
Innovate Shelly Dor Low	>
SecureSys Nicol huss High	>
Tec Andrew wil Mid	>

📱
▼
📱
▼
📱









- Home
- Approvals
- My flows**
- Create
- Templates
- Connectors
- Data
- Monitor
- AI Builder
- Process mining
- Solutions
- Learn




+ New step Save



- Home
- Approvals
- My flows**
- Create
- Templates
- Connectors
- Data
- Monitor
- AI Builder
- Process mining
- Solutions
- Learn

 Edit  Share  Save As  Delete  Run  Send a copy

Owner	Created	Modified	Type	Plan
Kris Smith	Aug 8, 10:41	Aug 8, 10:51	Instant	The user wh...



28-day run history  [Edit columns](#)

Your flow hasn't been run yet. Select **Run** to see it work.


Manage run-only permissions

Invite users or groups
Let others run this flow and see the results, but not edit in any way.

Currently shared with

-  All Company
allcompany@zenitystage.on... 

Connections Used
These connections will provide the users listed here to have run-only access to this flow. Unless providing their own connection, run-only users will not have access to these connections outside this flow.

-  SQL Server
Access to this connection is provided by the owner of this flow.



Impact:

- ✓ Employees are happy
- ✓ Customers are happy
- ✓ Customer Care team is happy

Customer care – findings

- Home
- Approvals
- My flows**
- Create
- Templates
- Connectors
- Data
- Monitor
- AI Builder
- Process mining
- Solutions
- Learn

Edit Share Save As Delete Run Send a copy

Owner: Kris Smith Created: Aug 8, 10:4!

28-day run

Your flow hasn't been run yet. Select **Run** to see it work.

Connections Used

These connections will provide the users listed here to have run-only access to this flow. Unless providing their own connection, run-only users will not have access to these connections outside this flow.

SQL Server
Access to this connection is provided by the owner of the flow.

Use this connection (kris@zenitystage.com)

Manage run-only permissions

ps
ow and see the results, but not edit in any way.

ails, or user groups

th


pany
any@zenitystage.on...

Connections Used

These connections will provide the users listed here to have run-only access to this flow. Unless providing their own connection, run-only users will not have access to these connections outside this flow.


SQL Server
Access to this connection is provided by the owner of the flow.

Use this connection (kris@zenitystage.com)




Impact:

- ✓ Employees are happy
- ✓ Customers are happy
- ✓ Customer Care team is happy



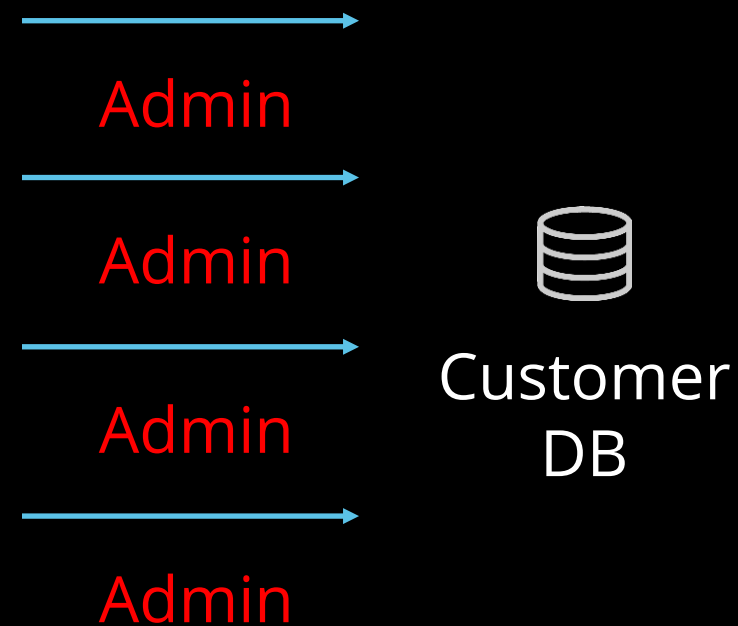
Impact:

- ✓ Employees are happy
 - ✓ Customers are happy
 - ✓ Customer Care team is happy
-
- ✓ SOC panics



Customer care – findings

- App embedded with admin ID (Account Impersonation)





Story #5 – predictable- misconfiguration



By Design: How Default Permissions on Microsoft Power Apps Exposed Millions



UpGuard Team
Published Aug 23, 2021

Anonymous API access

Anonymous API access

Power portals can be configured to provide access to SQL tables through ODATA using a specific URL:

*[portal.powerappsportals.com](https://portal.powerappsportals.com/_odata)
[/_odata](https://portal.powerappsportals.com/_odata)*

```
▼<service xmlns="http://www.w3.org/2007/app" xmlns:atom="http://w
  ▼<workspace>
    <atom:title type="text">Default</atom:title>
    ▼<collection href="EntityFormSet">
      <atom:title type="text">EntityFormSet</atom:title>
    </collection>
    ▼<collection href="globalvariables">
      <atom:title type="text">globalvariables</atom:title>
    </collection>
  </workspace>
</service>
```

zenity.io/blog/the-microsoft-power-apps-portal-data-leak-revisited-are-you-safe-now/



Story #6 – extensibility



We launched a new website: [Community Events .IT](#)

Print Multipage Scrollbar Page

Here in this poc, we will use Powerapps code component(PCF) for print multiple pages in powerapps !!

Microsoft Dataverse, formerly known as Microsoft Common Data Service until November 2020, is a relational database engine[10] offered by Microsoft as a cloud based data management software as a service for storing business data. It is mainly a database with associated functionalities, and separates itself from on-prem solutions like for example Microsoft Access in that a developer needs internet access to connect to Dataverse. It is mainly a tool for managing and storing data, and allows for creation and management of datasets through a single user interface.

MS Dataverse is marketed for use with other Microsoft products such as Power Apps and Microsoft Dynamics 365 applications, and has data connectors to other Microsoft products like Azure Event Hub, Azure Service Bus, Microsoft SQL and Azure Data Lake. One example

Scrollable Screen Multi Page Print PCF

Your message:

Type a new message

Enhanced Textarea

Active Payment Methods

Name	% fee
American Express	1.25
Mastercard	2.25
PayPal	4.00
Stripe	3.35
Visa	1.75

RecordImage Cell Renderer

1	2	3	4	5
6	7	8	9	10
11	12	13	14	15
16	17	18	19	20
21	22	23	24	

You won!

Slide Puzzle

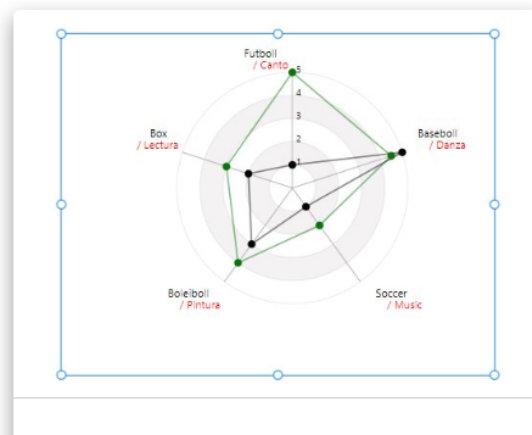
TRES EN RAYA

RESET

Tic Tac Toe

Employee ID	Full Name	Job Title	Department	Business Unit	Gender	Ethnicity	Age	Hire Date	Annual Salary	Commission %	Country	City	Exit Date
E00002	Rajeev Kulkarni	Senior Manager	Engineering	Manufacturing	Male	Asian	47	2002-02-02	\$32,368	0%	United States	Colton	
E00004	Arvind Choudhary	Senior Manager	Marketing	Software Products	Male	Asian	35	2002-02-02	\$73,946	0%	China	Shanghai	
E00001	Chloe Chan	Senior Manager	Finance	Software Products	Female	Asian	33	1993-03-01	\$45,487	10%	United States	Seattle	
E00006	Rony Chou	Senior Engineer	Engineering	Research & Development	Female	Asian	35	2005-05-01	\$41,522	0%	China	Shanghai	
E00001	Indira Choudhary	Manager	Accounting	Software Products	Female	Asian	49	1973-02-02	\$16,000	0%	United States	Miami	
E00005	Jessica Lee	Senior Manager	Finance	Corporate	Male	Asian	27	1995-05-01	\$25,216	9%	United States	Chicago	
E00007	Severin Smith	Senior Manager	Finance	Manufacturing	Female	Black	33	1990-05-01	\$47,542	0%	United States	Phoenix	
E00009	Clara Kim	Senior Manager	Marketing	Software Products	Male	Asian	35	1988-05-02	\$46,777	0%	China	Chicago	
E00006	Andrew Stone	Senior Analyst	IT	Manufacturing	Male	Caucasian	31	1992-02-01	\$33,067	0%	United States	Phoenix	

Dataset With Filters



InaRadarChart

Related Assets

Asset Name	Account	Customer Lookup	Time zone independent	Date Time Zone out
HP	HP		11-05-2023	12:00 AM
Intel	Intel		26-05-2023	2:30 AM
Microsoft	Microsoft		03-05-2023	12:00 AM
Microsoft	Microsoft		17-05-2023	12:00 AM

Editable Table

Document Associated Grid

Filter by name

Documents on Default Site 1

- Contracts
- Long-term Contracts
- Memos
- Pictures
- Projects

Documents on Default Site 1

- Contracts
- Memos
- Pictures

+ New solution ← Import solution Open AppSource Publish all customizations ...

11 environment variables need to be updated.

Solutions

Solutions Publishers History

Display name	Name	Created	Version
AI Solution Anchor	msdyn_AISolutionAn...	2 minutes ago	202307.2.32.3
AI Privilege Overrides Solution	msdyn_AIPrivilegeOv...	3 minutes ago	202307.2.32.3
AI Solution deprecated templates	msdyn_AISolutionDe...	7 minutes ago	202307.2.32.3
AI Solution Full Additions	msdyn_AISolutionFul...	10 minutes ago	202307.2.32.3
Inavant Radar Chart Solution	InavantRadarChartS...	5 days ago	1.0
pwntoso	pwntoso	1 week ago	1.0.0.1
PowerPortals Program Registration	PowerPortals_Progra...	2 weeks ago	1.2304.3.0
Program Registration Controls	PowerPortals_Progra...	2 weeks ago	1.2304.4.0
PowerPortals Program Registration Anchor	PowerPortals_Progra...	2 weeks ago	1.2304.3.0
Dynamics 365 Portals - Automate	MicrosoftPortalAuto...	2 weeks ago	9.3.2304.0
slider	slider	2 weeks ago	1.0
lanasol	lanasol	3 weeks ago	1.0
Power Platform Catalog Manager	msspcat_CatalogMan...	1 month ago	1.1.5.500

Import a solution

Environment
Zenity Stage (default)

Select a file

Browse for the solution file to import.

Browse

SearchBoxPCF-main.zip



Try pipelines for effortless imports

Use pipelines to simplify and automate the deployment process in your organization. Pipelines is a feature of Managed Environments.

[Learn more](#)

Next

Cancel



11 environment variables need to be updated.

Solutions

Solutions Publishers History

Display name ▾

AI Solution Anchor

AI Privilege Overrides Solution

AI Solution deprecated templates

AI Solution Full Additions

Inavant Radar Chart Solution

pwntoso

PowerPortals Program Registration : PowerPortals_Progra... 2 weeks ago 1.2304.3.0

Program Registration Controls : PowerPortals_Progra... 2 weeks ago 1.2304.4.0

PowerPortals Program Registration Anchor : PowerPortals_Progra... 2 weeks ago 1.2304.3.0

Dynamics 365 Portals - Automate : MicrosoftPortalAuto... 2 weeks ago 9.3.2304.0

slider : slider 2 weeks ago 1.0

lanasol : lanasol 3 weeks ago 1.0

Power Platform Catalog Manager : mspcat_CatalogMan... 1 month ago 1.1.5.500

Import a solution

Environment
Zenity Stage (default)

Select a file

Browse for the solution file to import.

SearchBoxPCF-main.zip

Import a solution

Environment
Zenity Stage (default)

Select a file

Browse for the solution file to import.

SearchBoxPCF-main.zip



Try pipelines for effortless imports

Use pipelines to simplify and automate the deployment process in your organization. Pipelines is a feature of Managed Environments. [Learn more](#)



Extendibility – findings

- Vulnerable and Untrusted Components

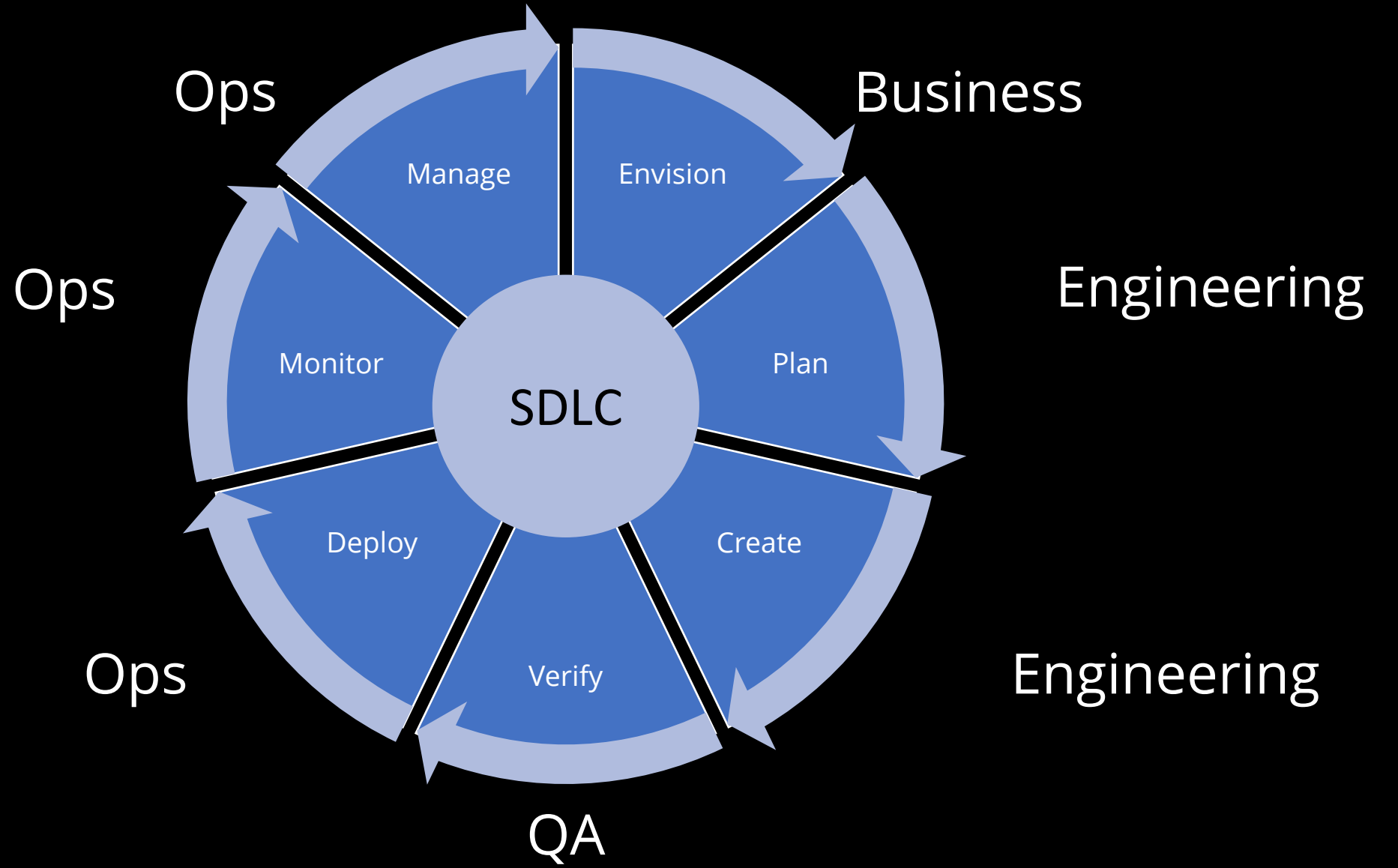
Recap:

- We are leaving heavy security decisions in the hands of business users
- When choosing between productivity and security, the choice is obvious

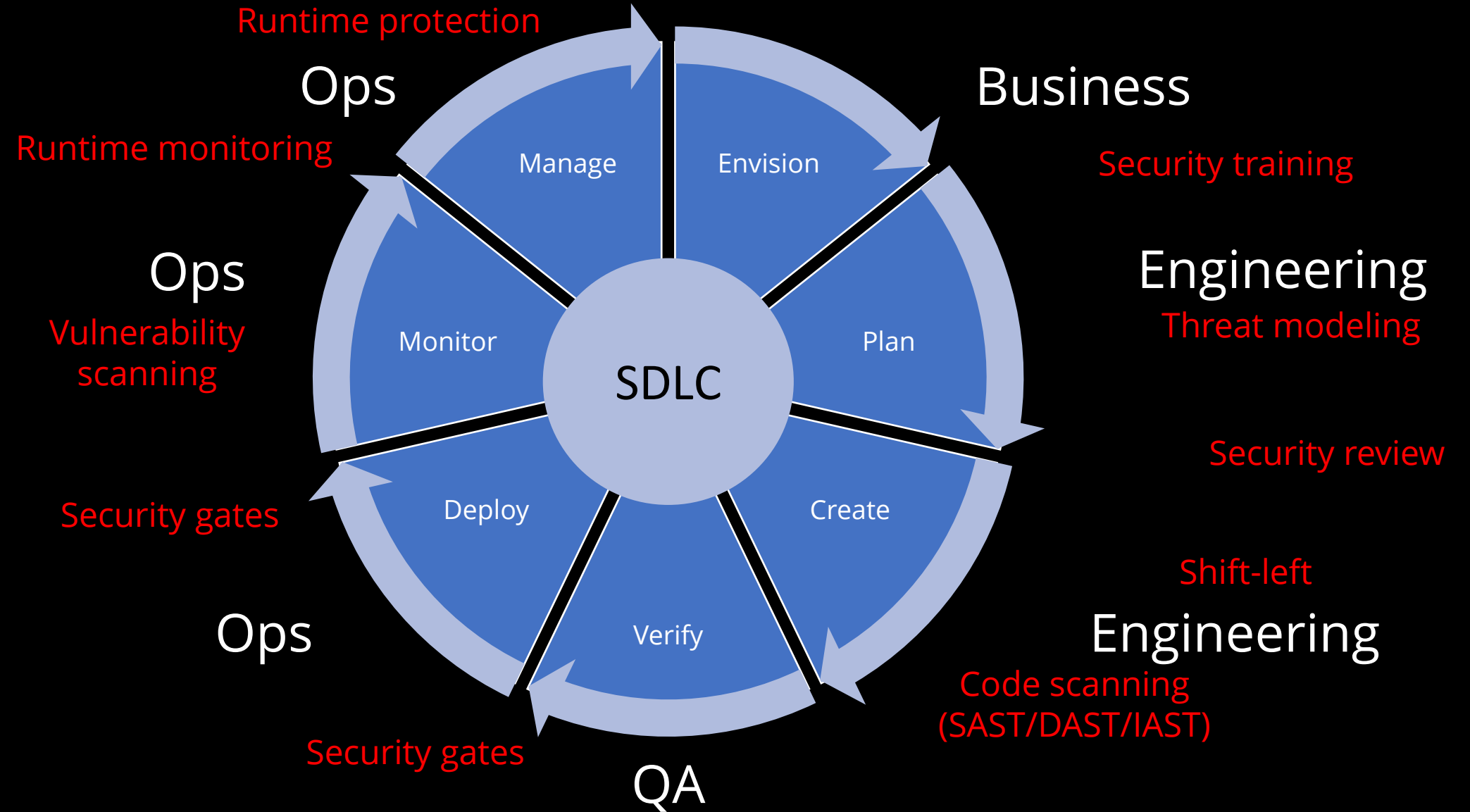


Why does it go wrong?

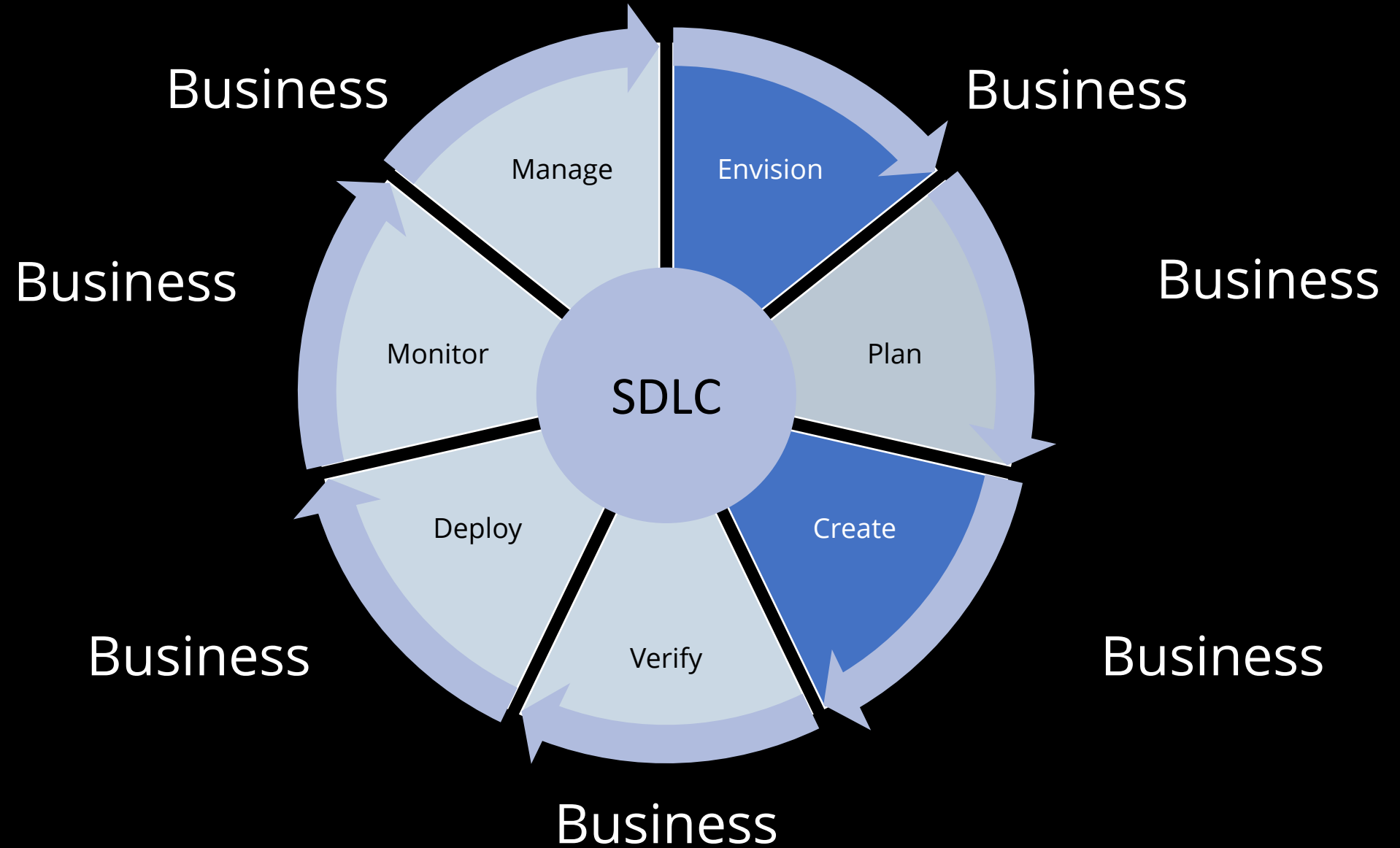
Pro Code SDLC



Pro Code SDLC



**No Code
No SDLC?**

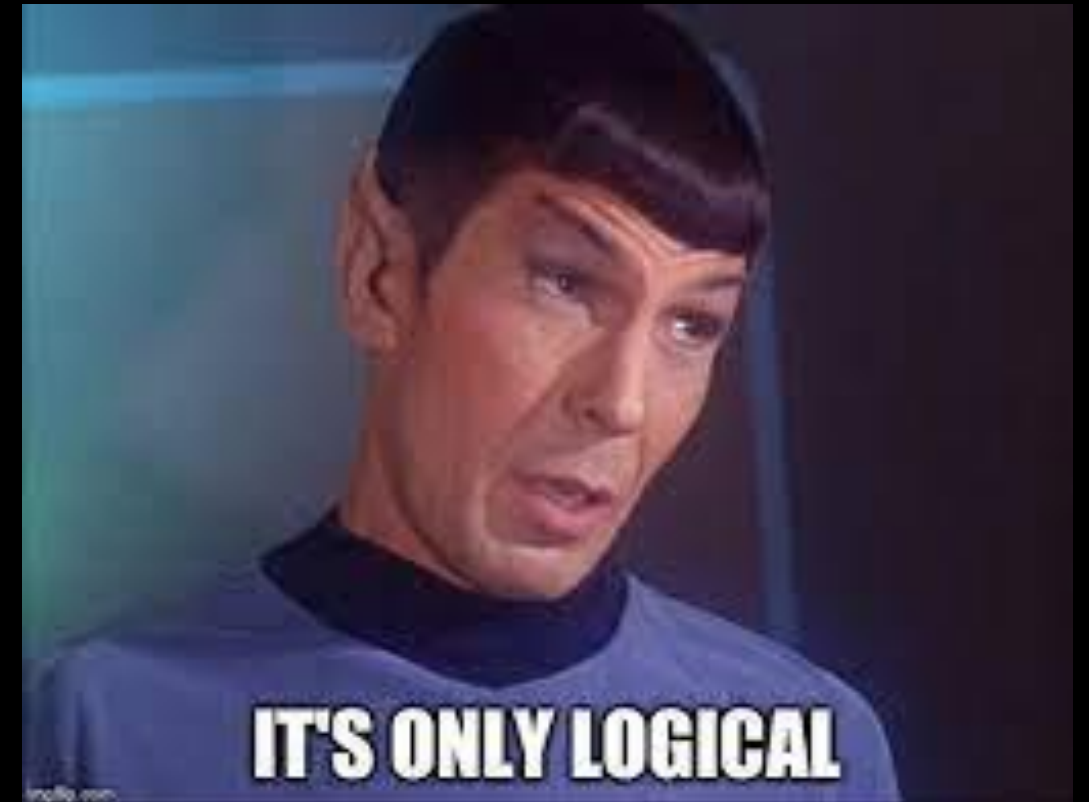


We've given business users:

- **Dev-level power**
- **Missing best practice**
- **No controls**
- **No guardrails**

We've given business users:

- **Dev-level power**
- **Missing best practice**
- **No controls**
- **No guardrails**

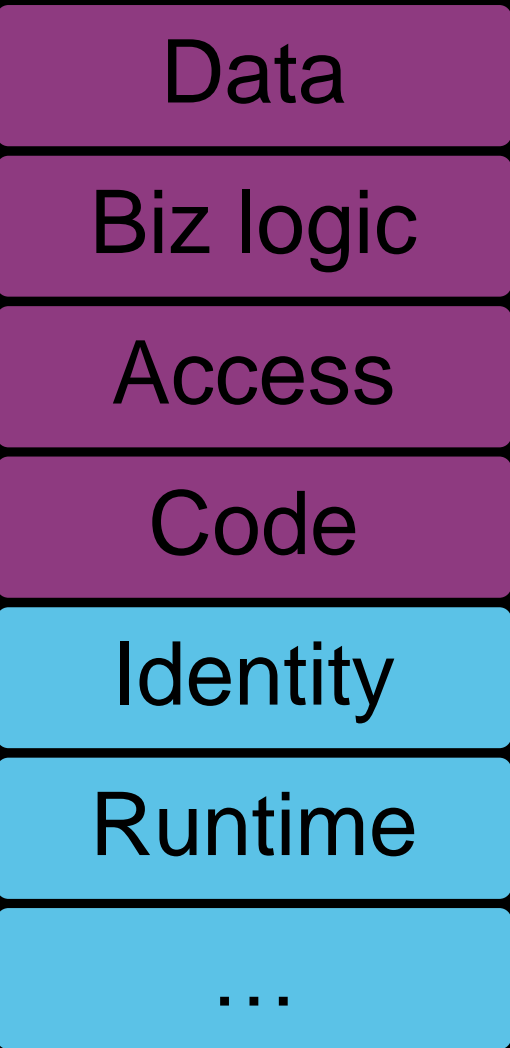


Could we really expect anything else?



The LCNC Shared Responsibility Model

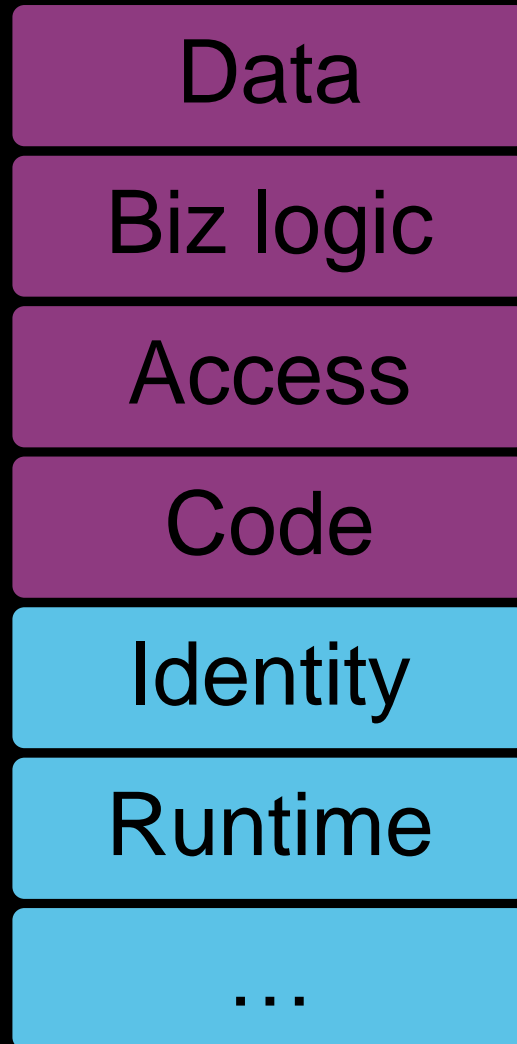
Serverless



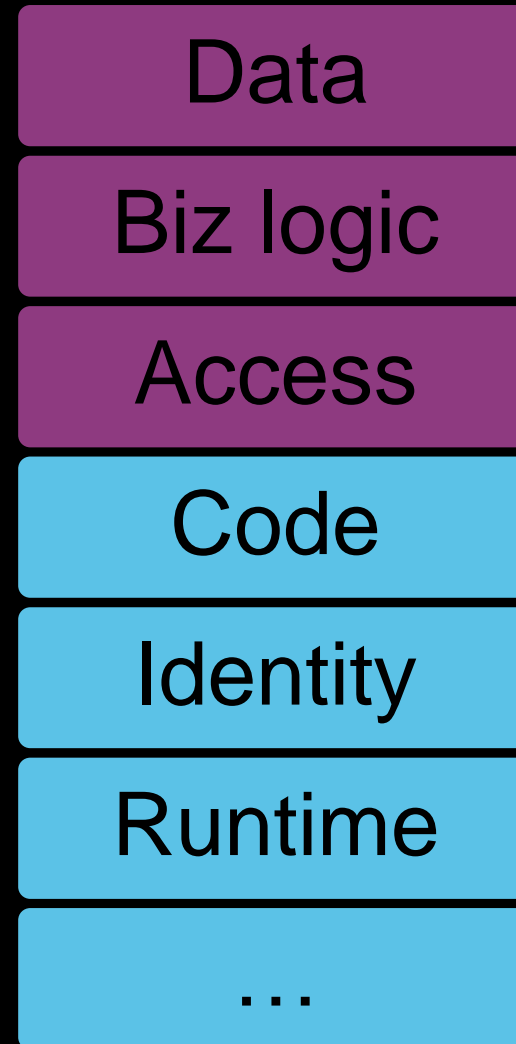
Customer

Platform

Serverless



LCNC

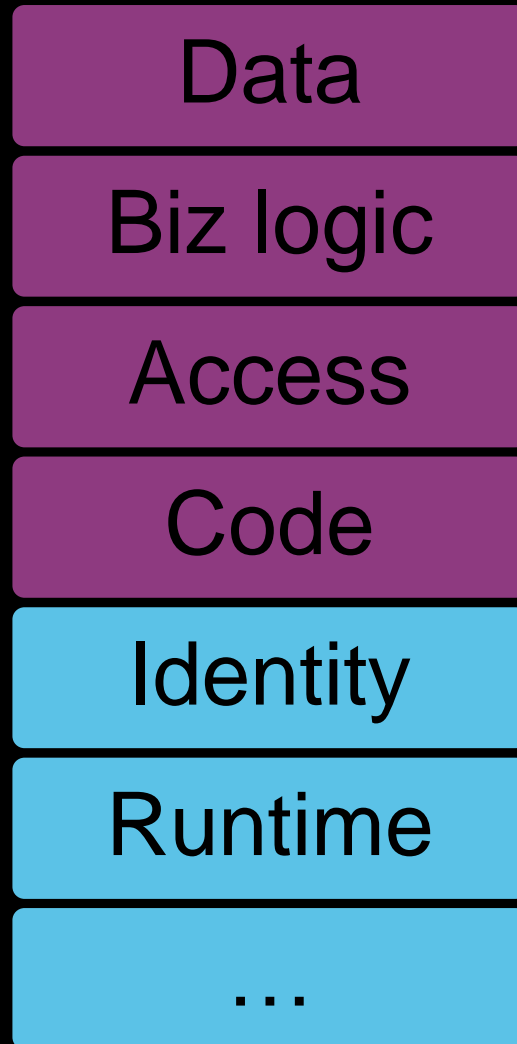


Customer

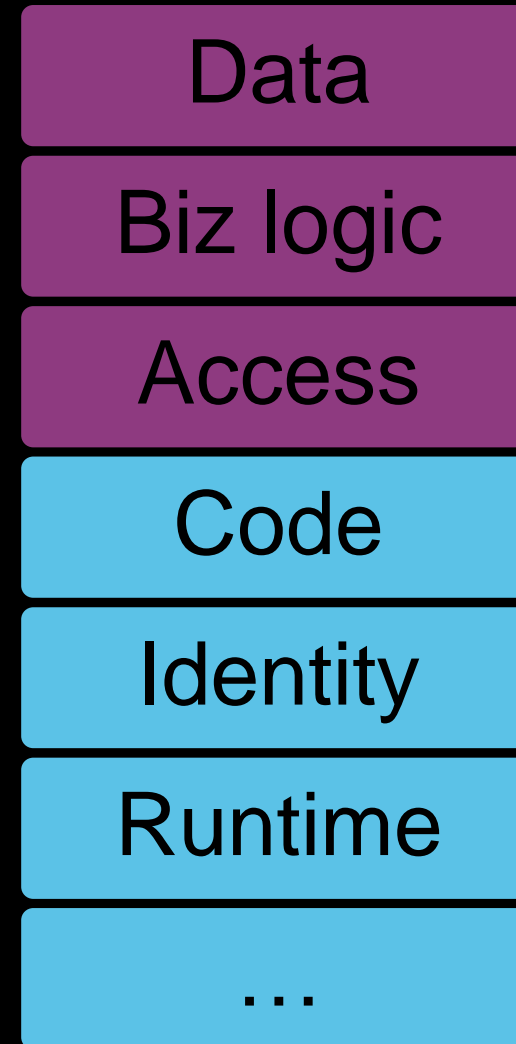
Platform

**We must own
our side of the
Shared
Responsibility
Model**

Serverless



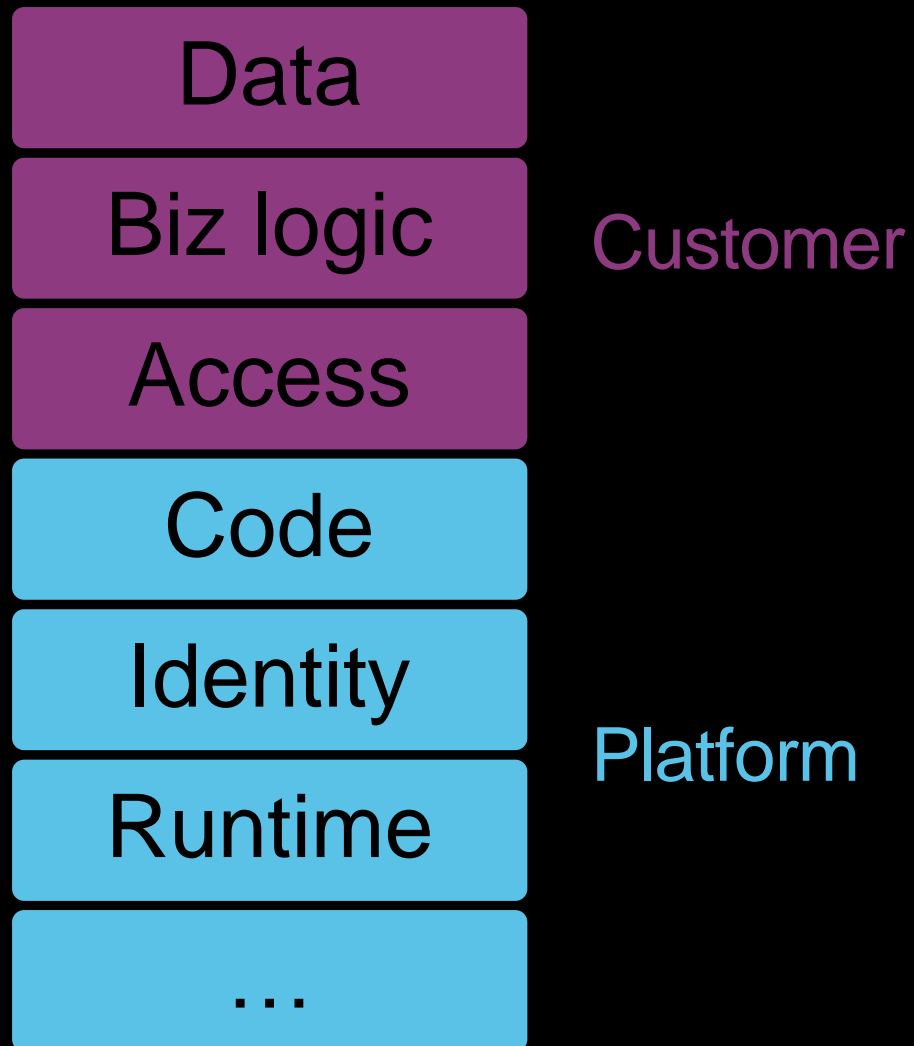
LCNC



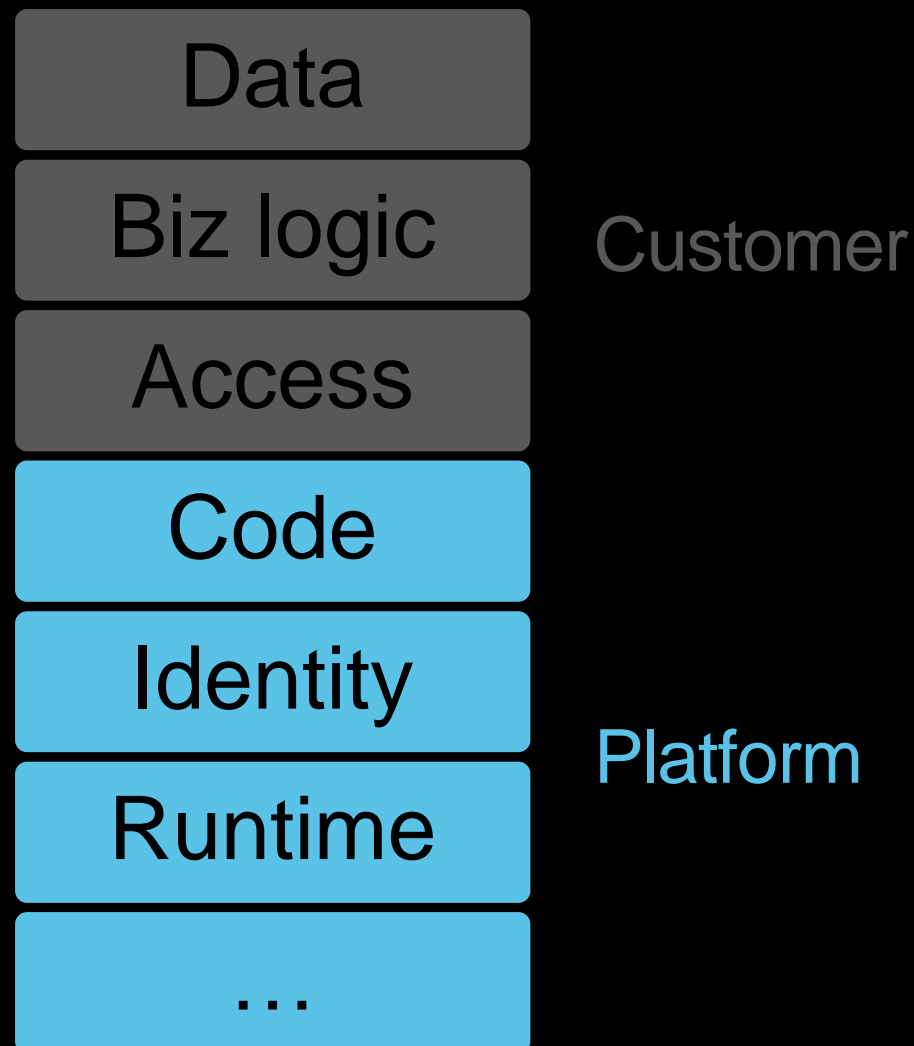
Customer

Platform

LCNC



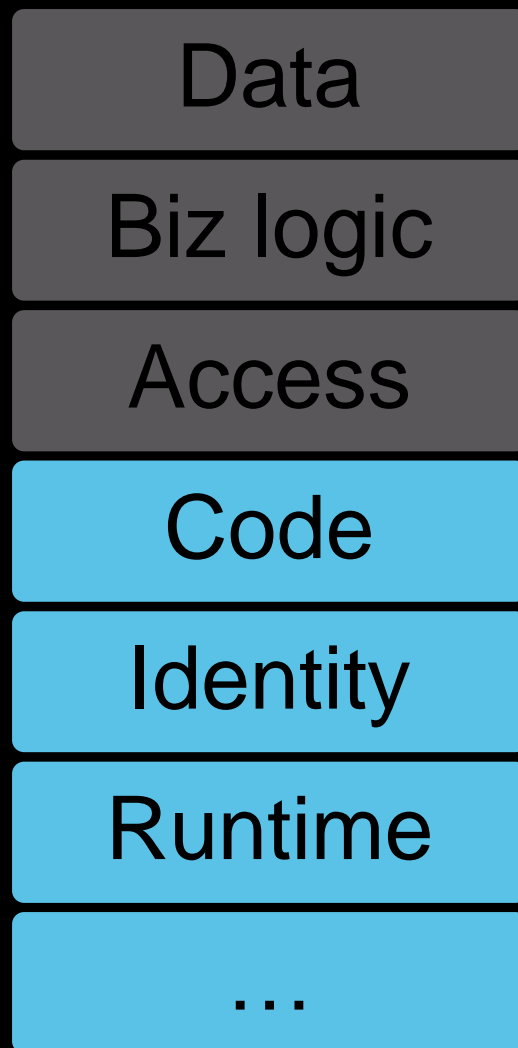
Platforms have to step up



Every SaaS is a Low-Code/No-Code platform today.

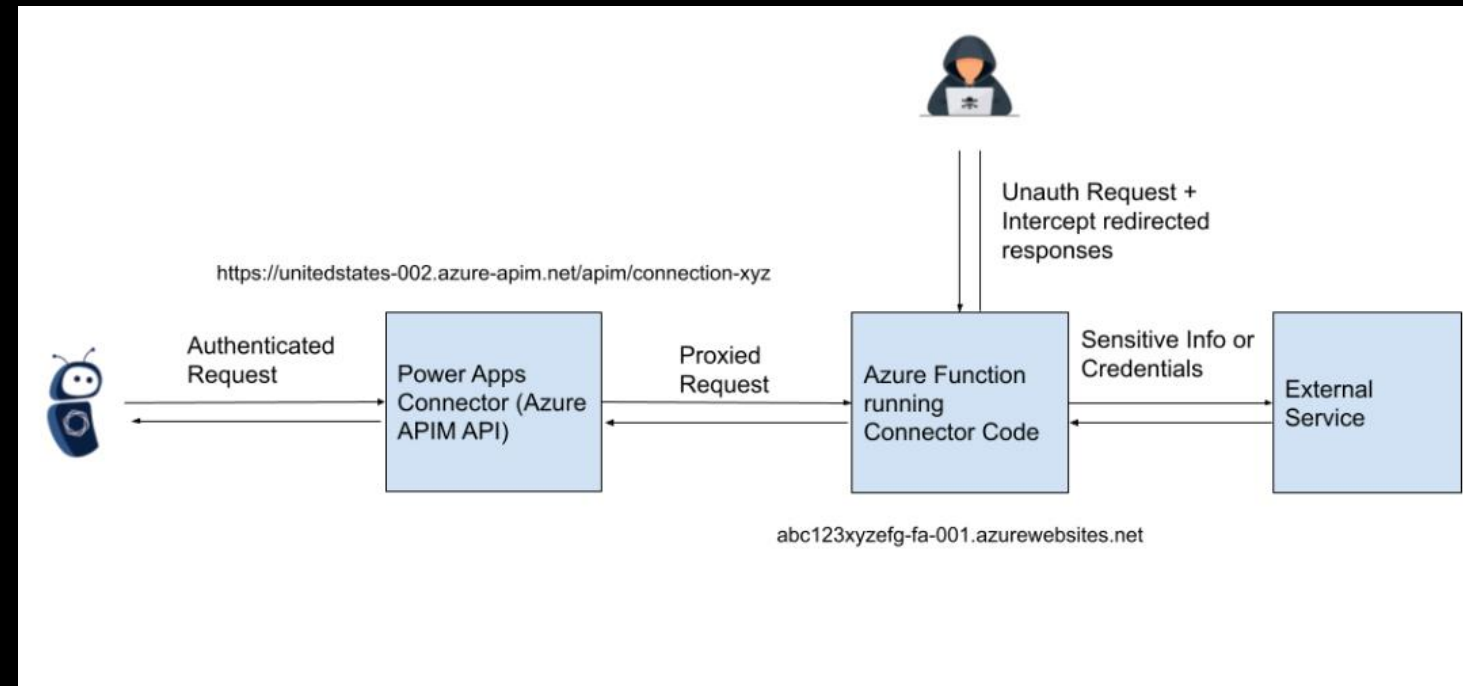
They need to own the code running on their platforms, in addition to the rest of the Shared Responsibility Model.

Platforms have to step up



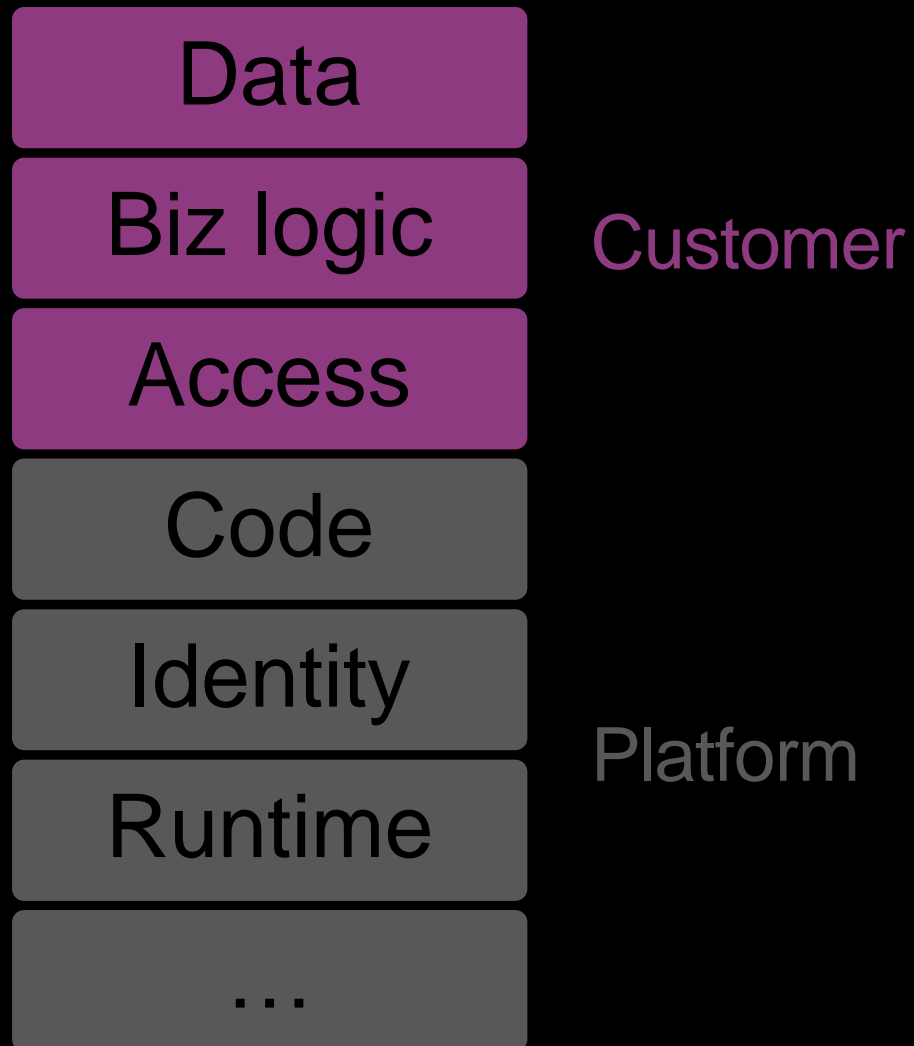
Customer

Platform




<https://www.tenable.com/security/research/tra-2023-25>

Sure, let business users build they own. What could go wrong?



Sure, let business users build they own. What could go wrong?




Customer

Platform

- Are apps moving data outside of the corp boundary?
- Are users over-sharing data?
- Are we allowing external access?
- Are we properly handling secrets and sensitive data?
- Do apps have business logic vulns?
- ...

Sure, let business users build they own. What could go wrong?



Customer

Platform

- Are apps moving data outside of the corp boundary?
- Are users over-sharing data?
- Are we allowing external access?
- Are we properly handling secrets and sensitive data?
- Do apps have business logic vulns?
- ...

Who owns AppSec for apps built by business users?



How can we fix it? (Or: LCNC AppSec)

LCNC AppSec is different

AppSec for, well, traditional apps AppSec for LCNC apps

LCNC AppSec is different

AppSec for, well, traditional apps

1. Pro devs w/ some awareness

AppSec for LCNC apps

1. Business users w/ no awareness

LCNC AppSec is different

AppSec for, well, traditional apps

1. Pro devs w/ some awareness
2. Secure SDLC

AppSec for LCNC apps

1. Business users w/ no awareness
2. No SDLC

LCNC AppSec is different

AppSec for, well, traditional apps

1. Pro devs w/ some awareness
2. Secure SDLC
3. Secure controls

AppSec for LCNC apps

1. Business users w/ no awareness
2. No SDLC
3. Most controls don't apply

LCNC AppSec is different

AppSec for, well, traditional apps

1. Pro devs w/ some awareness
2. Secure SDLC
3. Secure controls
4. Hundreds of apps / year

AppSec for LCNC apps

1. Business users w/ no awareness
2. No SDLC
3. Most controls don't apply
4. 10x-100x more apps / year

Take the opportunity to champion LCNC security in your org

AppSec for LCNC apps

1. Business users w/ no awareness
2. No SDLC
3. Most controls don't apply
4. 10x-100x more apps / year

Take the opportunity to champion LCNC security in your org

AppSec for LCNC apps

1. Business users w/ no awareness
2. No SDLC
3. Most controls don't apply
4. 10x-100x more apps / year

Example Attack & Misuse Scenarios - Business Users

Scenario #1

A developer builds a No Code/Low Code Robotic Process Automation (RPA) application that connects to a database to update records. The connection uses the Admin's authentication (username and password) to log updates. Although 10 different users use this RPA process, all actions are being recorded as being done by the Admin. Logging systems can no longer track productivity, attribute errors to specific users, or identify malicious behavior.

Scenario #2

A developer builds an application to help the sales team in the field. The developer uses their credentials (username and password) when writing the application, so all sales made through the application are attributed to the developer, not the sales person facilitating the sale.

OWASP LCNC Top 10 sections for business users by John McTiernan and Yianna Paris
@punk_fairybread

Take the opportunity to champion LCNC security in your org

AppSec for LCNC apps

1. Business users w/ no awareness
2. No SDLC
3. Most controls don't apply
4. 10x-100x more apps / year

LCNC Security Standard:

- Approved use cases
- SDLC
- Environments
- Testing
- Monitoring
- SBOM
- ...

Take the opportunity to champion LCNC security in your org

AppSec for LCNC apps

1. Business users w/ no awareness
2. No SDLC
3. Most controls don't apply
4. 10x-100x more apps / year

```
When a row is added, modified or deleted
When a row is added, modified or deleted
{
  "headers": {
    "Expect": "100-continue",
    "Host": "prod-52.westeurope.logic.azure.com",
    "x-ms-correlation-request-id": "d7b3daa4-0bba-4724-918b-4523e1bb2e75",
    "x-ms-client-request-id": "d7b3daa4-0bba-4724-918b-4523e1bb2e75",
    "x-ms-user-id": "7cb2f429-a54a-46c3-8e4f-df3a3032f249",
    "Content-Length": "1258",
    "Content-Type": "application/json"
  },
  "body": {
    "cr6e4_email": "daniellds@gmail.com",
    "_owningbusinessunit_value": "edfdf52a-e501-ec11-94ee-0022488300bc",
    "_owningbusinessunit_value@Microsoft.Dynamics.CRM.lookuplogicalname": "bu",
    "_owningbusinessunit_type": "businessunits",
    "statecode": 0,
    "_statecode_label": "Active",
    "cr6e4_sensitiveinputid": "f1ef4327-4135-ee11-bdf4-6045bd8f7e0b",
    "statuscode": 1,
    "_statuscode_label": "Active",
    "cr6e4_contact": "202-555-0117",
    "_createdby_value": "b3671a7c-c17d-ec11-8d21-000d3a2f76f7",
    "_createdby_value@Microsoft.Dynamics.CRM.lookuplogicalname": "systemuser",
    "_createdby_type": "systemusers",
    "cr6e4_dateofbirth": "10.10.1990",
    "_ownerid_value": "b3671a7c-c17d-ec11-8d21-000d3a2f76f7",
    "_ownerid_value@Microsoft.Dynamics.CRM.lookuplogicalname": "systemuser",
    "_ownerid_type": "systemusers",
    "modifiedon": "2023-08-07T16:40:48Z",
    "cr6e4_address": "116 E 60TH ST NEW YORK USA",
    "cr6e4_name": "Daniel Wood",
    "_modifiedby_value": "b3671a7c-c17d-ec11-8d21-000d3a2f76f7",
    "_modifiedby_value@Microsoft.Dynamics.CRM.lookuplogicalname": "systemuser",
    "_modifiedby_type": "systemusers",
    "cr6e4_ssn": "78051120",
    "createdon": "2023-08-07T16:40:48Z",
    "ItemInternalId": "f1ef4327-4135-ee11-bdf4-6045bd8f7e0b",
    "SdkMessage": "Create",
    "RunAsSystemUserId": "b3671a7c-c17d-ec11-8d21-000d3a2f76f7",
    "RowVersion": "12774383"
  }
}
```

LCNC is an opportunity for more visibility than ever before

Take the opportunity to champion LCNC security in your org

AppSec for LCNC apps

1. Business users w/ no awareness
2. No SDLC
3. Most controls don't apply
4. 10x-100x more apps / year



SecTor Sound Bytes

1. We're leaving business users alone with security v productivity decisions, what did we expect them to choose?
2. It's time for AppSec to bring citizen developers under the security umbrella
3. There are 5M C# devs today and over 8M citizen devs - we're neglecting the next generation of (business) devs



SECTOR

BRIEFINGS

October 25-26, 2023

METRO TORONTO CONVENTION CENTRE

Sure, Let Business Users Build Their Own. What Could Go Wrong?

Michael Bargury @mbrg0

Zenity